

Designed by Flos Outdoor


Ingraze

ITALIANO / ENGLISH

FLOS
Outdoor


Ingraze

Designed by Flos Outdoor











VERSATILITÀ

La gamma di prodotti viene proposta in diverse configurazioni, con bordo e tuttovetro, con ottiche fisse oppure orientabili. Un sistema di molle brevettato garantisce la massima pulizia estetica.

VERSATILITY

The range of products is offered in various frame and frameless configurations, with fixed or adjustable lenses. A patented system of springs guarantees the cleanest look.

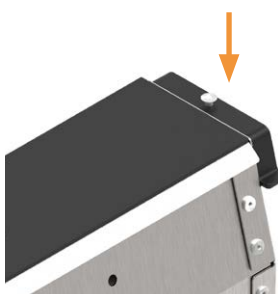


COMFORT VISIVO

L'innovativo sistema di ottiche arretrate offre un comfort visivo ottimale in qualsiasi contesto; particolari accessori frangiluce longitudinali e asimmetrici pre-installati consentono di evitare l'abbagliamento anche in situazioni più critiche.

VISUAL COMFORT

The innovative rear lens system offers optimal visual comfort in any situation; special asymmetrical or lengthwise diffuser accessories pre-installed allow to reduce the beam of light and to prevent glare in more critical situations too.



ANTIFURTO

Il sistema di fissaggio antifurto studiato appositamente per evitare manomissioni e vandalismi rende Ingraze adatto anche ad installazioni in ambito pubblico.

ANTI-THEFT

An anti-theft fastening system specifically designed to prevent tampering and vandalism makes Ingraze suitable for public installations too.




FLESSIBILITÀ

Ingraze estende la gamma di proiettori lineari con un evoluto programma di incassi a terra, idonei ad ogni tipo di progetto grazie alle molteplici possibilità di installazione.

FLEXIBILITY

Ingraze extends the range of linear spotlights with an advanced programme of recessed floor fittings, suitable for any type of project thanks to the many installation options.



FILA CONTINUA

La flessibilità installativa in ogni ambito è garantita dalle diverse configurazioni, sia singole che in fila continua, mantenendo l'omogeneità del fascio luminoso.

CONTINUOUS LINE

Flexible installation in all areas is guaranteed by the various configurations, both single and in a continuous line, while keeping a consistent beam of light.



Famiglia / Family

Ingraze Fixed L 400

Frame / Linear Louvre / Asymmetric Louvre



Power Led

12,5W
Up to 958 lm - 2200K/CRI 80
Up to 993 lm - 2700K/CRI 80
Up to 1064 lm - 3000K/CRI 80
Up to 1100 lm - 4000K/CRI 80

Frameless / Linear Louvre / Asymmetric Louvre



Power Led

12,5W
Up to 958 lm - 2200K/CRI 80
Up to 993 lm - 2700K/CRI 80
Up to 1064 lm - 3000K/CRI 80
Up to 1100 lm - 4000K/CRI 80

Ingraze Fixed L 600

Frame / Linear Louvre / Asymmetric Louvre



Power Led

17W
Up to 1368 lm - 2200K/CRI 80
Up to 1419 lm - 2700K/CRI 80
Up to 1520 lm - 3000K/CRI 80
Up to 1571 lm - 4000K/CRI 80

Frameless / Linear Louvre / Asymmetric Louvre



Power Led

17W
Up to 1368 lm - 2200K/CRI 80
Up to 1419 lm - 2700K/CRI 80
Up to 1520 lm - 3000K/CRI 80
Up to 1571 lm - 4000K/CRI 80

Ingraze Fixed L 900

Frame / Linear Louvre / Asymmetric Louvre



Power Led

26W
Up to 2052 lm - 2200K/CRI 80
Up to 2128 lm - 2700K/CRI 80
Up to 2280 lm - 3000K/CRI 80
Up to 2356 lm - 4000K/CRI 80

Frameless / Linear Louvre / Asymmetric Louvre



Power Led

26W
Up to 2052 lm - 2200K/CRI 80
Up to 2128 lm - 2700K/CRI 80
Up to 2280 lm - 3000K/CRI 80
Up to 2356 lm - 4000K/CRI 80

Ingraze Fixed L 1200

Frame / Linear Louvre / Asymmetric Louvre



Power Led

33,5W
Up to 2736 lm - 2200K/CRI 80
Up to 2837 lm - 2700K/CRI 80
Up to 3040 lm - 3000K/CRI 80
Up to 3141 lm - 4000K/CRI 80

Frameless / Linear Louvre / Asymmetric Louvre



Power Led

33,5W
Up to 2736 lm - 2200K/CRI 80
Up to 2837 lm - 2700K/CRI 80
Up to 3040 lm - 3000K/CRI 80
Up to 3141 lm - 4000K/CRI 80

Ingraze Adjustable L 400

Frame / Linear Louvre / Asymmetric Louvre



Power Led

12,5W

Up to 958 lm - 2200K/CRI 80

Up to 993 lm - 2700K/CRI 80

Up to 1064 lm - 3000K/CRI 80

Up to 1100 lm - 4000K/CRI 80

Frameless / Linear Louvre / Asymmetric Louvre



Power Led

12,5W

Up to 958 lm - 2200K/CRI 80

Up to 993 lm - 2700K/CRI 80

Up to 1064 lm - 3000K/CRI 80

Up to 1100 lm - 4000K/CRI 80

Ingraze Adjustable L 600

Frame / Linear Louvre / Asymmetric Louvre



Power Led

17W

Up to 1368 lm - 2200K/CRI 80

Up to 1419 lm - 2700K/CRI 80

Up to 1520 lm - 3000K/CRI 80

Up to 1571 lm - 4000K/CRI 80

Frameless / Linear Louvre / Asymmetric Louvre



Power Led

17W

Up to 1368 lm - 2200K/CRI 80

Up to 1419 lm - 2700K/CRI 80

Up to 1520 lm - 3000K/CRI 80

Up to 1571 lm - 4000K/CRI 80

Ingraze Adjustable L 900

Frame / Linear Louvre / Asymmetric Louvre



Power Led

26W

Up to 2052 lm - 2200K/CRI 80

Up to 2128 lm - 2700K/CRI 80

Up to 2280 lm - 3000K/CRI 80

Up to 2356 lm - 4000K/CRI 80

Frameless / Linear Louvre / Asymmetric Louvre



Power Led

26W

Up to 2052 lm - 2200K/CRI 80

Up to 2128 lm - 2700K/CRI 80

Up to 2280 lm - 3000K/CRI 80

Up to 2356 lm - 4000K/CRI 80

Ingraze Adjustable L 1200

Frame / Linear Louvre / Asymmetric Louvre



Power Led

33,5W

Up to 2736 lm - 2200K/CRI 80

Up to 2837 lm - 2700K/CRI 80

Up to 3040 lm - 3000K/CRI 80

Up to 3141 lm - 4000K/CRI 80

Frameless / Linear Louvre / Asymmetric Louvre



Power Led


33,5W

Up to 2736 lm - 2200K/CRI 80

Up to 2837 lm - 2700K/CRI 80

Up to 3040 lm - 3000K/CRI 80

Up to 3141 lm - 4000K/CRI 80



Descrizione / Description

Apparecchio lineare da esterni per installazione ad incasso a terra con sorgente LED di alta potenza di ultimissima generazione. Il prodotto è concepito per garantire un estremo comfort visivo grazie alla posizione arretrata del gruppo ottico; la gamma è declinata in due modelli, frame e frameless, disponibili in 4 lunghezze per garantire la massima flessibilità di installazione e soddisfare differenti richieste progettuali, grazie alle diverse configurazioni ottiche, spot, medium, flood, e ellittico. La disponibilità di versioni alternative equipaggiate con frangiluce longitudinale e asimmetrico permette di ottimizzare le performance del prodotto garantendo il massimo comfort visivo. Corpo in alluminio estruso sottoposto a trattamento di conversione chimica superficiale per una elevata resistenza alla corrosione. Doppia testata di chiusura realizzata in tecnopolimero ad alta resistenza. Rivestimento a doppio strato di polveri e a richiesta trattamento marino "ACT" (Anti Corrosion Treatment) che garantisce la resistenza in ambienti con condizioni ambientali critiche. Vetro temprato extra chiaro con alto indice di trasmittanza, siliconato tramite un sistema di incollaggio robotizzato, previo trattamento di pulizia al plasma, garantisce un grado di protezione IP66/67, una elevata resistenza all'impatto IK10, ed è carrabile fino a 2500kg. Ingraze è disponibile in versione orientabile sull'asse orizzontale di +/-10°, la regolazione avviene dall'esterno tramite un utensile dedicato fornito con il prodotto senza necessità di aprire il prodotto per accedere al vano ottico. Una scala graduata posta sul corpo del prodotto garantisce un puntamento preciso e sicuro. Il dissipatore interno brevettato, consente una gestione eccellente delle temperature aumentando performance e life-time del modulo LED. Temperature di colore disponibili 2200, 2700, 3000, e 4000K; il controllo della luce è realizzabile tramite protocollo dali, oppure 1-10V, con driver integrato. Entrambe le versioni, frame e frameless possono essere installate all'interno della stessa cassaforma, in acciaio INOX, in configurazione singola o in fila continua. Cassaforma e accessori di montaggio sono da ordinare separatamente. Disponibile una cassaforma per l'installazione della versione frame a filo pavimento. Un sistema di molle brevettato evita l'utilizzo di viti a vista per il fissaggio. L'apparecchio è pre-cablato con spezzoni di cavo uscente e completo di due connettori (IN-OUT) ad innesto rapido per facilitare e velocizzare le operazioni di cablaggio elettrico.

An outdoor strip device for recessed floor installation with a next-gen high-power LED source. The product is designed to guarantee extreme visual comfort thanks to the rear position of the lens unit; the range is organised into two models, either framed or frameless, available in 4 different lengths to guarantee the greatest installation flexibility and to meet different project requirements, thanks to the various lens configurations: spot, medium, flood and elliptical. The availability of alternative versions equipped with asymmetrical or lengthwise diffusers helps optimise the product's performance, guaranteeing maximum visual comfort. Extruded aluminium body with a chemical conversion coating for high corrosion-resistance. Double end-plate cover made from high-resistance technopolymer. Coating with a double layer of powder paint and marine "ACT" (Anti-Corrosion Treatment) upon request, which guarantees resistance under harsh environmental conditions. Extra-clear tempered glass with a high transmittance index, siliconised through an automated bonding system, having undergone plasma cleaning treatment, guarantees an IP66/67 protection rating, high resistance to IK10 impact and can be driven over by vehicles up to 2500kg. Ingraze is available in an adjustable version on the vertical axis by +/-10°. This adjustment is done from the outside using a special tool provided with the product, without the need to open the product to access the lens compartment. A graduated scale on the body of the product guarantees secure, precise positioning. The patented internal heat sink allows for excellent temperature management, increasing the performance and lifetime of the LED module. Available colour temperatures: 2200, 2700, 3000, and 4000K; the light can be controlled through the DALI protocol, or 1-10V, with a built-in driver. Both framed and frameless versions can be installed in the same installation box, made from INOX steel, in single or continuous line configurations. Installation box and assembly accessories should be ordered separately. Installation box is available for installation of the framed version flush with the floor. A patented system of springs avoids the use of visible screws for fastening. This device is pre-wired with outgoing cable sections and complete with two quick connectors (IN-OUT) to make electrical wiring quicker and easier.

Colori / Colours

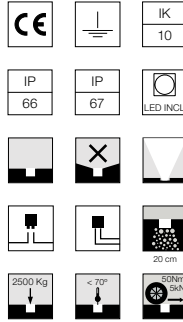
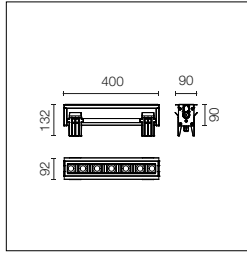
Ingraze



06 Grey



33 Anthracite



Sorgente high power LED inclusa e ottiche arretrate. Alimentazione elettrica 220-240V on off e dimmerabile 1-10V e dali. Cassaforma per l'installazione obbligatoria da ordinare separatamente. Precabato con connettori rapidi H₂O Stop presa/spina inclusi. ACT (Anti Corrosion Treatment) a richiesta.

High-power LED source included and rear lenses. 1-10V or DALI on-off and dimmable 220-240V power supply. Compulsory installation box to be ordered separately. Pre-wired with H₂O Stop quick connectors, plug/socket included. ACT (Anti-Corrosion Treatment) upon request.

Optic Spot 16°

Power Led: 12,5W - LED 1304 lm ≠ OUTPUT 958 lm - 2200K/CRI 80 / 12,5W - LED 1352 lm ≠ OUTPUT 993 lm - 2700K/CRI 80 / 12,5W - LED 1449 lm ≠ OUTPUT 1064 lm - 3000K/CRI 80 / 12,5W - LED 1497 lm ≠ OUTPUT 1100 lm - 4000K/CRI 80

2200K

- Non Dimmable
- F017A1AA006
 - F017A1AA033
 - 1-10V
 - F017A1AB006
 - F017A1AB033
 - Dali
 - F017A1AD006
 - F017A1AD033

2700K

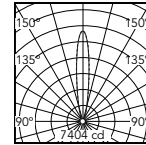
- Non Dimmable
- F017A2AA006
 - F017A2AA033
 - 1-10V
 - F017A2AB006
 - F017A2AB033
 - Dali
 - F017A2AD006
 - F017A2AD033

3000K

- Non Dimmable
- F017A3AA006
 - F017A3AA033
 - 1-10V
 - F017A3AB006
 - F017A3AB033
 - Dali
 - F017A3AD006
 - F017A3AD033

4000K

- Non Dimmable
- F017A4AA006
 - F017A4AA033
 - 1-10V
 - F017A4AB006
 - F017A4AB033
 - Dali
 - F017A4AD006
 - F017A4AD033



@3000K

Beam Angle: 16°

h(m)	E lx	D(m)
1	7404	0.27
2	1851	0.55
3	823	0.82
4	463	1.09
5	296	1.37

Optic Medium 25°

Power Led: 12,5W - LED 1304 lm ≠ OUTPUT 1031 lm - 2200K/CRI 80 / 12,5W - LED 1352 lm ≠ OUTPUT 1069 lm - 2700K/CRI 80 / 12,5W - LED 1449 lm ≠ OUTPUT 1146 lm - 3000K/CRI 80 / 12,5W - LED 1497 lm ≠ OUTPUT 1184 lm - 4000K/CRI 80

2200K

- Non Dimmable
- F017A1BA006
 - F017A1BA033
 - 1-10V
 - F017A1BB006
 - F017A1BB033
 - Dali
 - F017A1BD006
 - F017A1BD033

2700K

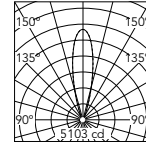
- Non Dimmable
- F017A2BA006
 - F017A2BA033
 - 1-10V
 - F017A2BB006
 - F017A2BB033
 - Dali
 - F017A2BD006
 - F017A2BD033

3000K

- Non Dimmable
- F017A3BA006
 - F017A3BA033
 - 1-10V
 - F017A3BB006
 - F017A3BB033
 - Dali
 - F017A3BD006
 - F017A3BD033

4000K

- Non Dimmable
- F017A4BA006
 - F017A4BA033
 - 1-10V
 - F017A4BB006
 - F017A4BB033
 - Dali
 - F017A4BD006
 - F017A4BD033



@3000K

Beam Angle: 25°

h(m)	E lx	D(m)
1	5103	0.44
2	1276	0.88
3	567	1.32
4	319	1.76
5	204	2.20

Optic Flood 46°

Power Led: 12,5W - LED 1304 lm ≠ OUTPUT 898 lm - 2200K/CRI 80 / 12,5W - LED 1352 lm ≠ OUTPUT 931 lm - 2700K/CRI 80 / 12,5W - LED 1449 lm ≠ OUTPUT 998 lm - 3000K/CRI 80 / 12,5W - LED 1497 lm ≠ OUTPUT 1031 lm - 4000K/CRI 80

2200K

- Non Dimmable
- F017A1CA006
 - F017A1CA033
 - 1-10V
 - F017A1CB006
 - F017A1CB033
 - Dali
 - F017A1CD006
 - F017A1CD033

2700K

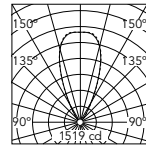
- Non Dimmable
- F017A2CA006
 - F017A2CA033
 - 1-10V
 - F017A2CB006
 - F017A2CB033
 - Dali
 - F017A2CD006
 - F017A2CD033

3000K

- Non Dimmable
- F017A3CA006
 - F017A3CA033
 - 1-10V
 - F017A3CB006
 - F017A3CB033
 - Dali
 - F017A3CD006
 - F017A3CD033

4000K

- Non Dimmable
- F017A4CA006
 - F017A4CA033
 - 1-10V
 - F017A4CB006
 - F017A4CB033
 - Dali
 - F017A4CD006
 - F017A4CD033



@3000K

Beam Angle: 46°

h(m)	E lx	D(m)
1	1511	0.85
2	378	1.71
3	168	2.56
4	94	3.42
5	60	4.27

Optic Elliptical 12° x 50°

Power Led: 12,5W - LED 1304 lm ≠ OUTPUT 901 lm - 2200K/CRI 80 / 12,5W - LED 1352 lm ≠ OUTPUT 934 lm - 2700K/CRI 80 / 12,5W - LED 1449 lm ≠ OUTPUT 1001 lm - 3000K/CRI 80 / 12,5W - LED 1497 lm ≠ OUTPUT 1034 lm - 4000K/CRI 80

2200K

- Non Dimmable
- F017A1DA006
 - F017A1DA033
 - 1-10V
 - F017A1DB006
 - F017A1DB033
 - Dali
 - F017A1DD006
 - F017A1DD033

2700K

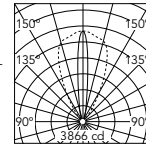
- Non Dimmable
- F017A2DA006
 - F017A2DA033
 - 1-10V
 - F017A2DB006
 - F017A2DB033
 - Dali
 - F017A2DD006
 - F017A2DD033

3000K

- Non Dimmable
- F017A3DA006
 - F017A3DA033
 - 1-10V
 - F017A3DB006
 - F017A3DB033
 - Dali
 - F017A3DD006
 - F017A3DD033

4000K

- Non Dimmable
- F017A4DA006
 - F017A4DA033
 - 1-10V
 - F017A4DB006
 - F017A4DB033
 - Dali
 - F017A4DD006
 - F017A4DD033

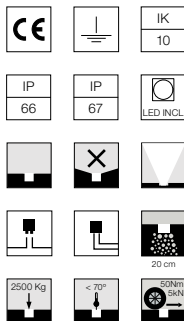
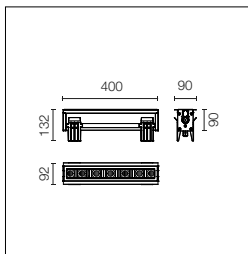


@3000K

Beam Angle: 12°

h(m)	E lx	D(m)
1	3866	0.22
2	966	0.44
3	430	0.66
4	242	0.87
5	155	1.09

Ingraze Fixed Frame + Linear Louvre L 400



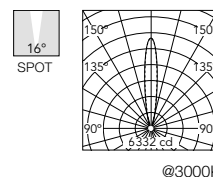
Sorgente high power LED inclusa e ottiche arretrate equipaggiate con griglia frangiluce antiabbagliamento. Alimentazione elettrica 220-240V on off e dimmerabile 1-10V e dali.
Cassaforma per l'installazione obbligatoria da ordinare separatamente.
Precabato con connettori rapidi H₂O Stop presa/spina inclusi.
ACT (Anti Corrosion Treatment) a richiesta.

High-power LED source included and rear lenses equipped with anti-glare diffuser grille. 1-10V or DALI on-off and dimmable 220-240V power supply.
Compulsory installation box to be ordered separately.
Pre-wired with H₂O Stop quick connectors, plug/socket included.
ACT (Anti-Corrosion Treatment) upon request.

Optic Spot 16°

Power Led: 12,5W - LED 1304 lm ≠ OUTPUT 702 lm - 2200K/CRI 80 / 12,5W - LED 1352 lm ≠ OUTPUT 728 lm - 2700K/CRI 80 / 12,5W - LED 1449 lm ≠ OUTPUT 780 lm - 3000K/CRI 80 / 12,5W - LED 1497 lm ≠ OUTPUT 806 lm - 4000K/CRI 80

2200K	2700K	3000K	4000K
Non Dimmable	Non Dimmable	Non Dimmable	Non Dimmable
● F017A1HA006	● F017A2HA006	● F017A3HA006	● F017A4HA006
● F017A1HA033	● F017A2HA033	● F017A3HA033	● F017A4HA033
1-10V	1-10V	1-10V	1-10V
● F017A1HB006	● F017A2HB006	● F017A3HB006	● F017A4HB006
● F017A1HB033	● F017A2HB033	● F017A3HB033	● F017A4HB033
Dali	Dali	Dali	Dali
● F017A1HD006	● F017A2HD006	● F017A3HD006	● F017A4HD006
● F017A1HD033	● F017A2HD033	● F017A3HD033	● F017A4HD033



Beam Angle: 16°

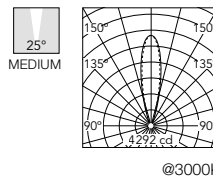
h(m)	E(ft)	D(m)
1	6332	0.28
2	1583	0.56
3	704	0.83
4	396	1.11
5	253	1.39

@3000K

Optic Medium 25°

Power Led: 12,5W - LED 1304 lm ≠ OUTPUT 744 lm - 2200K/CRI 80 / 12,5W - LED 1352 lm ≠ OUTPUT 772 lm - 2700K/CRI 80 / 12,5W - LED 1449 lm ≠ OUTPUT 827 lm - 3000K/CRI 80 / 12,5W - LED 1497 lm ≠ OUTPUT 854 lm - 4000K/CRI 80

2200K	2700K	3000K	4000K
Non Dimmable	Non Dimmable	Non Dimmable	Non Dimmable
● F017A1JA006	● F017A2JA006	● F017A3JA006	● F017A4JA006
● F017A1JA033	● F017A2JA033	● F017A3JA033	● F017A4JA033
1-10V	1-10V	1-10V	1-10V
● F017A1JB006	● F017A2JB006	● F017A3JB006	● F017A4JB006
● F017A1JB033	● F017A2JB033	● F017A3JB033	● F017A4JB033
Dali	Dali	Dali	Dali
● F017A1JD006	● F017A2JD006	● F017A3JD006	● F017A4JD006
● F017A1JD033	● F017A2JD033	● F017A3JD033	● F017A4JD033



Beam Angle: 25°

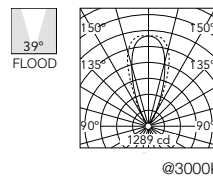
h(m)	E(ft)	D(m)
1	4292	0.44
2	1073	0.87
3	477	1.31
4	268	1.74
5	172	2.18

@3000K

Optic Flood 39°

Power Led: 12,5W - LED 1304 lm ≠ OUTPUT 576 lm - 2200K/CRI 80 / 12,5W - LED 1352 lm ≠ OUTPUT 597 lm - 2700K/CRI 80 / 12,5W - LED 1449 lm ≠ OUTPUT 639 lm - 3000K/CRI 80 / 12,5W - LED 1497 lm ≠ OUTPUT 661 lm - 4000K/CRI 80

2200K	2700K	3000K	4000K
Non Dimmable	Non Dimmable	Non Dimmable	Non Dimmable
● F017A1KA006	● F017A2KA006	● F017A3KA006	● F017A4KA006
● F017A1KA033	● F017A2KA033	● F017A3KA033	● F017A4KA033
1-10V	1-10V	1-10V	1-10V
● F017A1KB006	● F017A2KB006	● F017A3KB006	● F017A4KB006
● F017A1KB033	● F017A2KB033	● F017A3KB033	● F017A4KB033
Dali	Dali	Dali	Dali
● F017A1KD006	● F017A2KD006	● F017A3KD006	● F017A4KD006
● F017A1KD033	● F017A2KD033	● F017A3KD033	● F017A4KD033



Beam Angle: 39°

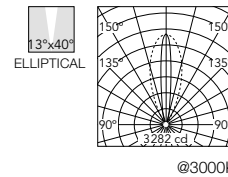
h(m)	E(ft)	D(m)
1	1285	0.71
2	321	1.43
3	143	2.14
4	80	2.86
5	51	3.57

@3000K

Optic Elliptical 13° x 40°

Power Led: 12,5W - LED 1304 lm ≠ OUTPUT 574 lm - 2200K/CRI 80 / 12,5W - LED 1352 lm ≠ OUTPUT 595 lm - 2700K/CRI 80 / 12,5W - LED 1449 lm ≠ OUTPUT 638 lm - 3000K/CRI 80 / 12,5W - LED 1497 lm ≠ OUTPUT 659 lm - 4000K/CRI 80

2200K	2700K	3000K	4000K
Non Dimmable	Non Dimmable	Non Dimmable	Non Dimmable
● F017A1LA006	● F017A2LA006	● F017A3LA006	● F017A4LA006
● F017A1LA033	● F017A2LA033	● F017A3LA033	● F017A4LA033
1-10V	1-10V	1-10V	1-10V
● F017A1LB006	● F017A2LB006	● F017A3LB006	● F017A4LB006
● F017A1LB033	● F017A2LB033	● F017A3LB033	● F017A4LB033
Dali	Dali	Dali	Dali
● F017A1LD006	● F017A2LD006	● F017A3LD006	● F017A4LD006
● F017A1LD033	● F017A2LD033	● F017A3LD033	● F017A4LD033

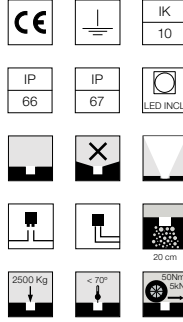
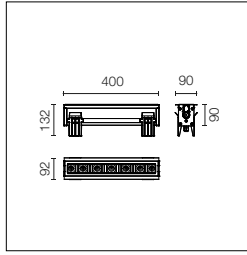


Beam Angle: 13°

h(m)	E(ft)	D(m)
1	3282	0.22
2	820	0.44
3	365	0.67
4	205	0.89
5	131	1.11

@3000K

Ingraze Fixed Frame + Asymmetric Louvre L 400



Sorgente high power LED inclusa e ottiche arretrate equipaggiate con griglia frangiluce asimmetrica antiabbagliamento. Alimentazione elettrica 220-240V on off e dimmerabile 1-10V e dali.
Cassaforma per l'installazione obbligatoria da ordinare separatamente.
Precabato con connettori rapidi H₂O Stop presa/spina inclusi.
ACT (Anti Corrosion Treatment) a richiesta.

High-power LED source included and rear lenses equipped with anti-glare asymmetrical diffuser grille. 1-10V or DALI on-off and dimmable 220-240V power supply. Compulsory installation box to be ordered separately. Pre-wired with H₂O Stop quick connectors, plug/socket included. ACT (Anti-Corrosion Treatment) upon request.

Optic Spot 15°

Power Led: 12,5W - LED 1304 lm ≠ OUTPUT 334 lm - 2200K/CRI 80 / 12,5W - LED 1352 lm ≠ OUTPUT 346 lm - 2700K/CRI 80 / 12,5W - LED 1449 lm ≠ OUTPUT 371 lm - 3000K/CRI 80 / 12,5W - LED 1497 lm ≠ OUTPUT 383 lm - 4000K/CRI 80

2200K

Non Dimmable

- F017A1QA006
- F017A1QA033
- 1-10V
- F017A1QB006
- F017A1QB033
- Dali
- F017A1QD006
- F017A1QD033

2700K

Non Dimmable

- F017A2QA006
- F017A2QA033
- 1-10V
- F017A2QB006
- F017A2QB033
- Dali
- F017A2QD006
- F017A2QD033

3000K

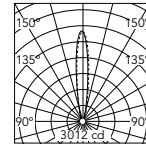
Non Dimmable

- F017A3QA006
- F017A3QA033
- 1-10V
- F017A3QB006
- F017A3QB033
- Dali
- F017A3QD006
- F017A3QD033

4000K

Non Dimmable

- F017A4QA006
- F017A4QA033
- 1-10V
- F017A4QB006
- F017A4QB033
- Dali
- F017A4QD006
- F017A4QD033



@3000K

Beam Angle: 15°	h(m)	E(lx)	D(m)
1	3010	0.25	
2	753	0.51	
3	334	0.76	
4	188	1.02	
5	120	1.27	

Optic Medium 25°

Power Led: 12,5W - LED 1304 lm ≠ OUTPUT 353 lm - 2200K/CRI 80 / 12,5W - LED 1352 lm ≠ OUTPUT 367 lm - 2700K/CRI 80 / 12,5W - LED 1449 lm ≠ OUTPUT 393 lm - 3000K/CRI 80 / 12,5W - LED 1497 lm ≠ OUTPUT 406 lm - 4000K/CRI 80

2200K

Non Dimmable

- F017A1RA006
- F017A1RA033
- 1-10V
- F017A1RB006
- F017A1RB033
- Dali
- F017A1RD006
- F017A1RD033

2700K

Non Dimmable

- F017A2RA006
- F017A2RA033
- 1-10V
- F017A2RB006
- F017A2RB033
- Dali
- F017A2RD006
- F017A2RD033

3000K

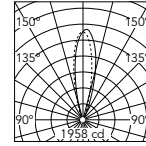
Non Dimmable

- F017A3RA006
- F017A3RA033
- 1-10V
- F017A3RB006
- F017A3RB033
- Dali
- F017A3RD006
- F017A3RD033

4000K

Non Dimmable

- F017A4RA006
- F017A4RA033
- 1-10V
- F017A4RB006
- F017A4RB033
- Dali
- F017A4RD006
- F017A4RD033



@3000K

Beam Angle: 25°	h(m)	E(lx)	D(m)
1	1955	0.45	
2	489	0.89	
3	217	1.34	
4	122	1.78	
5	78	2.23	

Optic Flood 42°

Power Led: 12,5W - LED 1304 lm ≠ OUTPUT 620 lm - 2200K/CRI 80 / 12,5W - LED 1352 lm ≠ OUTPUT 294 lm - 2700K/CRI 80 / 12,5W - LED 1449 lm ≠ OUTPUT 314 lm - 3000K/CRI 80 / 12,5W - LED 1497 lm ≠ OUTPUT 325 lm - 4000K/CRI 80

2200K

Non Dimmable

- F017A1SA006
- F017A1SA033
- 1-10V
- F017A1SB006
- F017A1SB033
- Dali
- F017A1SD006
- F017A1SD033

2700K

Non Dimmable

- F017A2SA006
- F017A2SA033
- 1-10V
- F017A2SB006
- F017A2SB033
- Dali
- F017A2SD006
- F017A2SD033

3000K

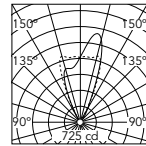
Non Dimmable

- F017A3SA006
- F017A3SA033
- 1-10V
- F017A3SB006
- F017A3SB033
- Dali
- F017A3SD006
- F017A3SD033

4000K

Non Dimmable

- F017A4SA006
- F017A4SA033
- 1-10V
- F017A4SB006
- F017A4SB033
- Dali
- F017A4SD006
- F017A4SD033



@3000K

Beam Angle: 42°	h(m)	E(lx)	D(m)
1	688	0.76	
2	172	1.51	
3	76	2.27	
4	43	3.03	
5	28	3.78	

Optic Elliptical 12° x 40°

Power Led: 12,5W - LED 1304 lm ≠ OUTPUT 271 lm - 2200K/CRI 80 / 12,5W - LED 1352 lm ≠ OUTPUT 281 lm - 2700K/CRI 80 / 12,5W - LED 1449 lm ≠ OUTPUT 301 lm - 3000K/CRI 80 / 12,5W - LED 1497 lm ≠ OUTPUT 311 lm - 4000K/CRI 80

2200K

Non Dimmable

- F017A1TA006
- F017A1TA033
- 1-10V
- F017A1TB006
- F017A1TB033
- Dali
- F017A1TD006
- F017A1TD033

2700K

Non Dimmable

- F017A2TA006
- F017A2TA033
- 1-10V
- F017A2TB006
- F017A2TB033
- Dali
- F017A2TD006
- F017A2TD033

3000K

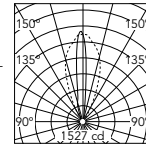
Non Dimmable

- F017A3TA006
- F017A3TA033
- 1-10V
- F017A3TB006
- F017A3TB033
- Dali
- F017A3TD006
- F017A3TD033

4000K

Non Dimmable

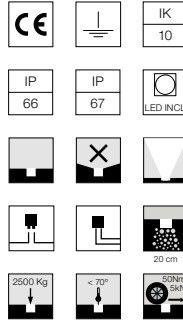
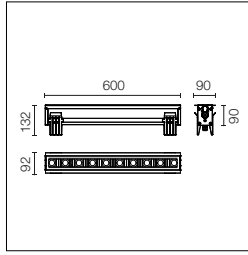
- F017A4TA006
- F017A4TA033
- 1-10V
- F017A4TB006
- F017A4TB033
- Dali
- F017A4TD006
- F017A4TD033



@3000K

Beam Angle: 12°	h(m)	E(lx)	D(m)
1	1526	0.21	
2	382	0.42	
3	170	0.62	
4	95	0.83	
5	61	1.04	

Ingraze Fixed Frame L 600



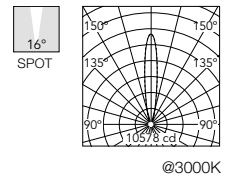
Sorgente high power LED inclusa e ottiche arretrate. Alimentazione elettrica 220-240V on off e dimmerabile 1-10V e dali. Cassaforma per l'installazione obbligatoria da ordinare separatamente. Precabato con connettori rapidi H₂O Stop presa/spina inclusi. ACT (Anti Corrosion Treatment) a richiesta.

High-power LED source included and rear lenses. 1-10V or DALI on-off and dimmable 220-240V power supply. Compulsory installation box to be ordered separately. Pre-wired with H₂O Stop quick connectors, plug/socket included. ACT (Anti-Corrosion Treatment) upon request.

Optic Spot 16°

Power Led: 17W - LED 1863 lm ≠ OUTPUT 1368 lm - 2200K/CRI 80 / 17W - LED 1932 lm ≠ OUTPUT 1419 lm - 2700K/CRI 80 / 17W - LED 2070 lm ≠ OUTPUT 1520 lm - 3000K/CRI 80 / 17W - LED 2139 lm ≠ OUTPUT 1571 lm - 4000K/CRI 80

2200K	2700K	3000K	4000K
Non Dimmable	Non Dimmable	Non Dimmable	Non Dimmable
● F017B1AA006	● F017B2AA006	● F017B3AA006	● F017B4AA006
● F017B1AA033	● F017B2AA033	● F017B3AA033	● F017B4AA033
1-10V	1-10V	1-10V	1-10V
● F017B1AB006	● F017B2AB006	● F017B3AB006	● F017B4AB006
● F017B1AB033	● F017B2AB033	● F017B3AB033	● F017B4AB033
Dali	Dali	Dali	Dali
● F017B1AD006	● F017B2AD006	● F017B3AD006	● F017B4AD006
● F017B1AD033	● F017B2AD033	● F017B3AD033	● F017B4AD033



Beam Angle: 16°

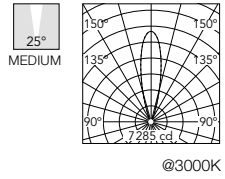
h(m)	E(lx)	D(m)
1	10578	0.27
2	2644	0.55
3	1175	0.82
4	661	1.09
5	423	1.37

@3000K

Optic Medium 25°

Power Led: 17W - LED 1863 lm ≠ OUTPUT 1473 lm - 2200K/CRI 80 / 17W - LED 1932 lm ≠ OUTPUT 1527 lm - 2700K/CRI 80 / 17W - LED 2070 lm ≠ OUTPUT 1636 lm - 3000K/CRI 80 / 17W - LED 2139 lm ≠ OUTPUT 1691 lm - 4000K/CRI 80

2200K	2700K	3000K	4000K
Non Dimmable	Non Dimmable	Non Dimmable	Non Dimmable
● F017B1BA006	● F017B2BA006	● F017B3BA006	● F017B4BA006
● F017B1BA033	● F017B2BA033	● F017B3BA033	● F017B4BA033
1-10V	1-10V	1-10V	1-10V
● F017B1BB006	● F017B2BB006	● F017B3BB006	● F017B4BB006
● F017B1BB033	● F017B2BB033	● F017B3BB033	● F017B4BB033
Dali	Dali	Dali	Dali
● F017B1BD006	● F017B2BD006	● F017B3BD006	● F017B4BD006
● F017B1BD033	● F017B2BD033	● F017B3BD033	● F017B4BD033



Beam Angle: 25°

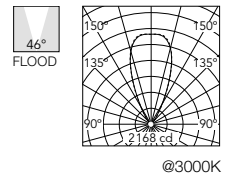
h(m)	E(lx)	D(m)
1	7285	0.44
2	1821	0.88
3	809	1.32
4	455	1.76
5	291	2.20

@3000K

Optic Flood 46°

Power Led: 17W - LED 1863 lm ≠ OUTPUT 1283 lm - 2200K/CRI 80 / 17W - LED 1932 lm ≠ OUTPUT 1330 lm - 2700K/CRI 80 / 17W - LED 2070 lm ≠ OUTPUT 1425 lm - 3000K/CRI 80 / 17W - LED 2139 lm ≠ OUTPUT 1473 lm - 4000K/CRI 80

2200K	2700K	3000K	4000K
Non Dimmable	Non Dimmable	Non Dimmable	Non Dimmable
● F017B1CA006	● F017B2CA006	● F017B3CA006	● F017B4CA006
● F017B1CA033	● F017B2CA033	● F017B3CA033	● F017B4CA033
1-10V	1-10V	1-10V	1-10V
● F017B1CB006	● F017B2CB006	● F017B3CB006	● F017B4CB006
● F017B1CB033	● F017B2CB033	● F017B3CB033	● F017B4CB033
Dali	Dali	Dali	Dali
● F017B1CD006	● F017B2CD006	● F017B3CD006	● F017B4CD006
● F017B1CD033	● F017B2CD033	● F017B3CD033	● F017B4CD033



Beam Angle: 46°

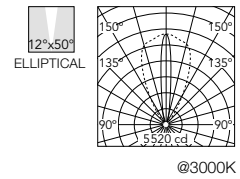
h(m)	E(lx)	D(m)
1	2158	0.85
2	539	1.71
3	240	2.56
4	135	3.42
5	86	4.27

@3000K

Optic Elliptical 12° x 50°

Power Led: 17W - LED 1863 lm ≠ OUTPUT 1286 lm - 2200K/CRI 80 / 17W - LED 1932 lm ≠ OUTPUT 1334 lm - 2700K/CRI 80 / 17W - LED 2070 lm ≠ OUTPUT 1429 lm - 3000K/CRI 80 / 17W - LED 2139 lm ≠ OUTPUT 1477 lm - 4000K/CRI 80

2200K	2700K	3000K	4000K
Non Dimmable	Non Dimmable	Non Dimmable	Non Dimmable
● F017B1DA006	● F017B2DA006	● F017B3DA006	● F017B4DA006
● F017B1DA033	● F017B2DA033	● F017B3DA033	● F017B4DA033
1-10V	1-10V	1-10V	1-10V
● F017B1DB006	● F017B2DB006	● F017B3DB006	● F017B4DB006
● F017B1DB033	● F017B2DB033	● F017B3DB033	● F017B4DB033
Dali	Dali	Dali	Dali
● F017B1DD006	● F017B2DD006	● F017B3DD006	● F017B4DD006
● F017B1DD033	● F017B2DD033	● F017B3DD033	● F017B4DD033

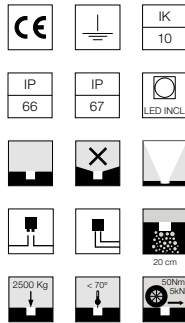
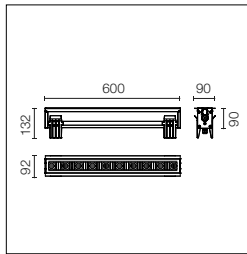


Beam Angle: 12°

h(m)	E(lx)	D(m)
1	5519	0.22
2	1380	0.44
3	613	0.66
4	345	0.87
5	221	1.09

@3000K

Ingraze Fixed Frame + Linear Louvre L 600



Sorgente high power LED inclusa e ottiche arretrate equipaggiate con griglia frangiluce antiabbagliamento. Alimentazione elettrica 220-240V on off e dimmerabile 1-10V e dali.
Cassaforma per l'installazione obbligatoria da ordinare separatamente.
Precabato con connettori rapidi H₂O Stop presa/spina inclusi. ACT (Anti Corrosion Treatment) a richiesta.

High-power LED source included and rear lenses equipped with anti-glare diffuser grille. 1-10V or DALI on-off and dimmable 220-240V power supply.
Compulsory installation box to be ordered separately.
Pre-wired with H₂O Stop quick connectors, plug/socket included. ACT (Anti-Corrosion Treatment) upon request.

Optic Spot 16°

Power Led: 17W - LED 1863 lm ≠ OUTPUT 1003 lm - 2200K/CRI 80 / 17W - LED 1932 lm ≠ OUTPUT 1040 lm - 2700K/CRI 80 / 17W - LED 2070 lm ≠ OUTPUT 1115 lm - 3000K/CRI 80 / 17W - LED 2139 lm ≠ OUTPUT 1152 lm - 4000K/CRI 80

2200K

Non Dimmable

- F017B1HA006
- F017B1HA033
- 1-10V
- F017B1HB006
- F017B1HB033
- Dali
- F017B1HD006
- F017B1HD033

2700K

Non Dimmable

- F017B2HA006
- F017B2HA033
- 1-10V
- F017B2HB006
- F017B2HB033
- Dali
- F017B2HD006
- F017B2HD033

3000K

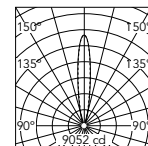
Non Dimmable

- F017B3HA006
- F017B3HA033
- 1-10V
- F017B3HB006
- F017B3HB033
- Dali
- F017B3HD006
- F017B3HD033

4000K

Non Dimmable

- F017B4HA006
- F017B4HA033
- 1-10V
- F017B4HB006
- F017B4HB033
- Dali
- F017B4HD006
- F017B4HD033



@3000K

Beam Angle: 16°	h(m)	E(lx)	D(m)
1	9052	0.28	
2	2263	0.56	
3	1006	0.83	
4	566	1.11	
5	362	1.39	

Optic Medium 25°

Power Led: 17W - LED 1863 lm ≠ OUTPUT 1063 lm - 2200K/CRI 80 / 17W - LED 1932 lm ≠ OUTPUT 1102 lm - 2700K/CRI 80 / 17W - LED 2070 lm ≠ OUTPUT 1181 lm - 3000K/CRI 80 / 17W - LED 2139 lm ≠ OUTPUT 1220 lm - 4000K/CRI 80

2200K

Non Dimmable

- F017B1JA006
- F017B1JA033
- 1-10V
- F017B1JB006
- F017B1JB033
- Dali
- F017B1JD006
- F017B1JD033

2700K

Non Dimmable

- F017B2JA006
- F017B2JA033
- 1-10V
- F017B2JB006
- F017B2JB033
- Dali
- F017B2JD006
- F017B2JD033

3000K

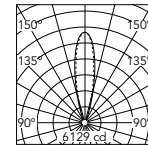
Non Dimmable

- F017B3JA006
- F017B3JA033
- 1-10V
- F017B3JB006
- F017B3JB033
- Dali
- F017B3JD006
- F017B3JD033

4000K

Non Dimmable

- F017B4JA006
- F017B4JA033
- 1-10V
- F017B4JB006
- F017B4JB033
- Dali
- F017B4JD006
- F017B4JD033



@3000K

Beam Angle: 25°	h(m)	E(lx)	D(m)
1	6129	0.44	
2	1532	0.87	
3	681	1.31	
4	383	1.74	
5	245	2.18	

Optic Flood 39°

Power Led: 17W - LED 1863 lm ≠ OUTPUT 820 lm - 2200K/CRI 80 / 17W - LED 1932 lm ≠ OUTPUT 850 lm - 2700K/CRI 80 / 17W - LED 2070 lm ≠ OUTPUT 911 lm - 3000K/CRI 80 / 17W - LED 2139 lm ≠ OUTPUT 944 lm - 4000K/CRI 80

2200K

Non Dimmable

- F017B1KA006
- F017B1KA033
- 1-10V
- F017B1KB006
- F017B1KB033
- Dali
- F017B1KD006
- F017B1KD033

2700K

Non Dimmable

- F017B2KA006
- F017B2KA033
- 1-10V
- F017B2KB006
- F017B2KB033
- Dali
- F017B2KD006
- F017B2KD033

3000K

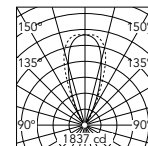
Non Dimmable

- F017B3KA006
- F017B3KA033
- 1-10V
- F017B3KB006
- F017B3KB033
- Dali
- F017B3KD006
- F017B3KD033

4000K

Non Dimmable

- F017B4KA006
- F017B4KA033
- 1-10V
- F017B4KB006
- F017B4KB033
- Dali
- F017B4KD006
- F017B4KD033



@3000K

Beam Angle: 39°	h(m)	E(lx)	D(m)
1	1832	0.71	
2	458	1.43	
3	204	2.14	
4	115	2.86	
5	73	3.57	

Optic Elliptical 13° x 40°

Power Led: 17W - LED 1863 lm ≠ OUTPUT 820 lm - 2200K/CRI 80 / 17W - LED 1932 lm ≠ OUTPUT 850 lm - 2700K/CRI 80 / 17W - LED 2070 lm ≠ OUTPUT 911 lm - 3000K/CRI 80 / 17W - LED 2139 lm ≠ OUTPUT 941 lm - 4000K/CRI 80

2200K

Non Dimmable

- F017B1LA006
- F017B1LA033
- 1-10V
- F017B1LB006
- F017B1LB033
- Dali
- F017B1LD006
- F017B1LD033

2700K

Non Dimmable

- F017B2LA006
- F017B2LA033
- 1-10V
- F017B2LB006
- F017B2LB033
- Dali
- F017B2LD006
- F017B2LD033

3000K

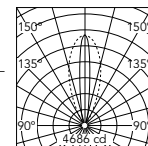
Non Dimmable

- F017B3LA006
- F017B3LA033
- 1-10V
- F017B3LB006
- F017B3LB033
- Dali
- F017B3LD006
- F017B3LD033

4000K

Non Dimmable

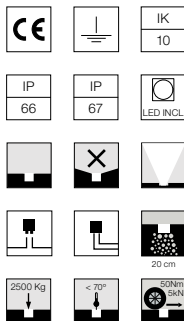
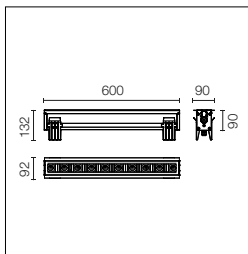
- F017B4LA006
- F017B4LA033
- 1-10V
- F017B4LB006
- F017B4LB033
- Dali
- F017B4LD006
- F017B4LD033



@3000K

Beam Angle: 13°	h(m)	E(lx)	D(m)
1	4686	0.22	
2	1172	0.44	
3	521	0.67	
4	293	0.89	
5	187	1.11	

Ingraze Fixed Frame + Asymmetric Louvre L 600



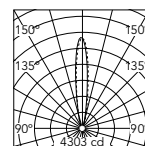
Sorgente high power LED inclusa e ottiche arretrate equipaggiate con griglia frangiluce asimmetrica antiabbagliamento. Alimentazione elettrica 220-240V on off e dimmerabile 1-10V e dali.
Cassaforma per l'installazione obbligatoria da ordinare separatamente.
Precabato con connettori rapidi H₂O Stop presa/spina inclusi.
ACT (Anti Corrosion Treatment) a richiesta.

High-power LED source included and rear lenses equipped with anti-glare asymmetrical diffuser grille. 1-10V or DALI on-off and dimmable 220-240V power supply.
Compulsory installation box to be ordered separately.
Pre-wired with H₂O Stop quick connectors, plug/socket included.
ACT (Anti-Corrosion Treatment) upon request.

Optic Spot 16°

Power Led: 17W - LED 1863 lm ≠ OUTPUT 477 lm - 2200K/CRI 80 / 17W - LED 1932 lm ≠ OUTPUT 495 lm - 2700K/CRI 80 / 17W - LED 2070 lm ≠ OUTPUT 530 lm - 3000K/CRI 80 / 17W - LED 2139 lm ≠ OUTPUT 548 lm - 4000K/CRI 80

2200K	2700K	3000K	4000K
Non Dimmable	Non Dimmable	Non Dimmable	Non Dimmable
● F017B1QA006	● F017B2QA006	● F017B3QA006	● F017B4QA006
● F017B1QA033	● F017B2QA033	● F017B3QA033	● F017B4QA033
1-10V	1-10V	1-10V	1-10V
● F017B1QB006	● F017B2QB006	● F017B3QB006	● F017B4QB006
● F017B1QB033	● F017B2QB033	● F017B3QB033	● F017B4QB033
Dali	Dali	Dali	Dali
● F017B1QD006	● F017B2QD006	● F017B3QD006	● F017B4QD006
● F017B1QD033	● F017B2QD033	● F017B3QD033	● F017B4QD033



Beam Angle: 15°

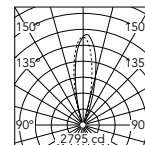
h(m)	E(lx)	D(m)
1	4300	0.25
2	1075	0.51
3	478	0.76
4	269	1.02
5	172	1.27

@3000K

Optic Medium 25°

Power Led: 17W - LED 1863 lm ≠ OUTPUT 505 lm - 2200K/CRI 80 / 17W - LED 1932 lm ≠ OUTPUT 523 lm - 2700K/CRI 80 / 17W - LED 2070 lm ≠ OUTPUT 561 lm - 3000K/CRI 80 / 17W - LED 2139 lm ≠ OUTPUT 579 lm - 4000K/CRI 80

2200K	2700K	3000K	4000K
Non Dimmable	Non Dimmable	Non Dimmable	Non Dimmable
● F017B1RA006	● F017B2RA006	● F017B3RA006	● F017B4RA006
● F017B1RA033	● F017B2RA033	● F017B3RA033	● F017B4RA033
1-10V	1-10V	1-10V	1-10V
● F017B1RB006	● F017B2RB006	● F017B3RB006	● F017B4RB006
● F017B1RB033	● F017B2RB033	● F017B3RB033	● F017B4RB033
Dali	Dali	Dali	Dali
● F017B1RD006	● F017B2RD006	● F017B3RD006	● F017B4RD006
● F017B1RD033	● F017B2RD033	● F017B3RD033	● F017B4RD033



Beam Angle: 25°

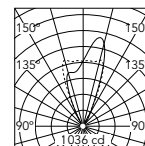
h(m)	E(lx)	D(m)
1	2790	0.45
2	698	0.89
3	310	1.34
4	174	1.78
5	112	2.23

@3000K

Optic Flood 46°

Power Led: 17W - LED 1863 lm ≠ OUTPUT 404 lm - 2200K/CRI 80 / 17W - LED 1932 lm ≠ OUTPUT 419 lm - 2700K/CRI 80 / 17W - LED 2070 lm ≠ OUTPUT 449 lm - 3000K/CRI 80 / 17W - LED 2139 lm ≠ OUTPUT 464 lm - 4000K/CRI 80

2200K	2700K	3000K	4000K
Non Dimmable	Non Dimmable	Non Dimmable	Non Dimmable
● F017B1SA006	● F017B2SA006	● F017B3SA006	● F017B4SA006
● F017B1SA033	● F017B2SA033	● F017B3SA033	● F017B4SA033
1-10V	1-10V	1-10V	1-10V
● F017B1SB006	● F017B2SB006	● F017B3SB006	● F017B4SB006
● F017B1SB033	● F017B2SB033	● F017B3SB033	● F017B4SB033
Dali	Dali	Dali	Dali
● F017B1SD006	● F017B2SD006	● F017B3SD006	● F017B4SD006
● F017B1SD033	● F017B2SD033	● F017B3SD033	● F017B4SD033



Beam Angle: 42°

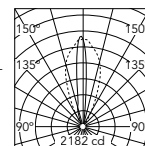
h(m)	E(lx)	D(m)
1	983	0.76
2	246	1.51
3	109	2.27
4	61	3.03
5	39	3.78

@3000K

Optic Elliptical 12° x 40°

Power Led: 17W - LED 1863 lm ≠ OUTPUT 387 lm - 2200K/CRI 80 / 17W - LED 1932 lm ≠ OUTPUT 401 lm - 2700K/CRI 80 / 17W - LED 2070 lm ≠ OUTPUT 430 lm - 3000K/CRI 80 / 17W - LED 2139 lm ≠ OUTPUT 444 lm - 4000K/CRI 80

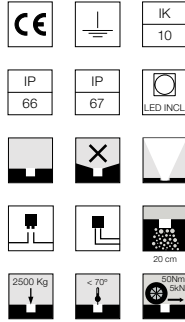
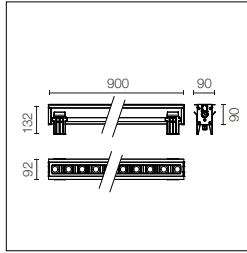
2200K	2700K	3000K	4000K
Non Dimmable	Non Dimmable	Non Dimmable	Non Dimmable
● F017B1TA006	● F017B2TA006	● F017B3TA006	● F017B4TA006
● F017B1TA033	● F017B2TA033	● F017B3TA033	● F017B4TA033
1-10V	1-10V	1-10V	1-10V
● F017B1TB006	● F017B2TB006	● F017B3TB006	● F017B4TB006
● F017B1TB033	● F017B2TB033	● F017B3TB033	● F017B4TB033
Dali	Dali	Dali	Dali
● F017B1TD006	● F017B2TD006	● F017B3TD006	● F017B4TD006
● F017B1TD033	● F017B2TD033	● F017B3TD033	● F017B4TD033



Beam Angle: 12°

h(m)	E(lx)	D(m)
1	2181	0.21
2	545	0.42
3	242	0.62
4	136	0.83
5	87	1.04

@3000K



Sorgente high power LED inclusa e ottiche arretrate. Alimentazione elettrica 220-240V on off e dimmerabile 1-10V e dali. Cassaforma per l'installazione obbligatoria da ordinare separatamente. Precabato con connettori rapidi H₂O Stop presa/spina inclusi. ACT (Anti Corrosion Treatment) a richiesta.

High-power LED source included and rear lenses. 1-10V or DALI on-off and dimmable 220-240V power supply. Compulsory installation box to be ordered separately. Pre-wired with H₂O Stop quick connectors, plug/socket included. ACT (Anti-Corrosion Treatment) upon request.

Optic Spot 16°

Power Led: 26W - LED 2795 lm ≠ OUTPUT 2052 lm - 2200K/CRI 80 / 26W - LED 2898 lm ≠ OUTPUT 2128 lm - 2700K/CRI 80 / 26W - LED 3105 lm ≠ OUTPUT 2280 lm - 3000K/CRI 80 / 26W - LED 3209 lm ≠ OUTPUT 2356 lm - 4000K/CRI 80

2200K

Non Dimmable

- F017C1AA006
- F017C1AA033
- 1-10V
- F017C1AB006
- F017C1AB033
- Dali
- F017C1AD006
- F017C1AD033

2700K

Non Dimmable

- F017C2AA006
- F017C2AA033
- 1-10V
- F017C2AB006
- F017C2AB033
- Dali
- F017C2AD006
- F017C2AD033

3000K

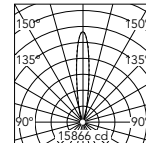
Non Dimmable

- F017C3AA006
- F017C3AA033
- 1-10V
- F017C3AB006
- F017C3AB033
- Dali
- F017C3AD006
- F017C3AD033

4000K

Non Dimmable

- F017C4AA006
- F017C4AA033
- 1-10V
- F017C4AB006
- F017C4AB033
- Dali
- F017C4AD006
- F017C4AD033



@3000K

Beam Angle: 16°

h(m)	E(lx)	D(xm)
1	15866	0.27
2	3967	0.55
3	1763	0.82
4	992	1.09
5	635	1.37

Optic Medium 25°

Power Led: 26W - LED 2795 lm ≠ OUTPUT 2209 lm - 2200K/CRI 80 / 26W - LED 2898 lm ≠ OUTPUT 2291 lm - 2700K/CRI 80 / 26W - LED 3105 lm ≠ OUTPUT 2454 lm - 3000K/CRI 80 / 26W - LED 3209 lm ≠ OUTPUT 2536 lm - 4000K/CRI 80

2200K

Non Dimmable

- F017C1BA006
- F017C1BA033
- 1-10V
- F017C1BB006
- F017C1BB033
- Dali
- F017C1BD006
- F017C1BD033

2700K

Non Dimmable

- F017C2BA006
- F017C2BA033
- 1-10V
- F017C2BB006
- F017C2BB033
- Dali
- F017C2BD006
- F017C2BD033

3000K

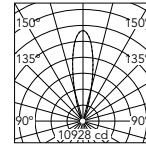
Non Dimmable

- F017C3BA006
- F017C3BA033
- 1-10V
- F017C3BB006
- F017C3BB033
- Dali
- F017C3BD006
- F017C3BD033

4000K

Non Dimmable

- F017C4BA006
- F017C4BA033
- 1-10V
- F017C4BB006
- F017C4BB033
- Dali
- F017C4BD006
- F017C4BD033



@3000K

Beam Angle: 25°

h(m)	E(lx)	D(xm)
1	10928	0.44
2	2732	0.88
3	1214	1.32
4	683	1.76
5	437	2.20

Optic Flood 46°

Power Led: 26W - LED 2795 lm ≠ OUTPUT 1924 lm - 2200K/CRI 80 / 26W - LED 2898 lm ≠ OUTPUT 1995 lm - 2700K/CRI 80 / 26W - LED 3105 lm ≠ OUTPUT 2138 lm - 3000K/CRI 80 / 26W - LED 3209 lm ≠ OUTPUT 2209 lm - 4000K/CRI 80

2200K

Non Dimmable

- F017C1CA006
- F017C1CA033
- 1-10V
- F017C1CB006
- F017C1CB033
- Dali
- F017C1CD006
- F017C1CD033

2700K

Non Dimmable

- F017C2CA006
- F017C2CA033
- 1-10V
- F017C2CB006
- F017C2CB033
- Dali
- F017C2CD006
- F017C2CD033

3000K

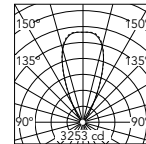
Non Dimmable

- F017C3CA006
- F017C3CA033
- 1-10V
- F017C3CB006
- F017C3CB033
- Dali
- F017C3CD006
- F017C3CD033

4000K

Non Dimmable

- F017C4CA006
- F017C4CA033
- 1-10V
- F017C4CB006
- F017C4CB033
- Dali
- F017C4CD006
- F017C4CD033



@3000K

Beam Angle: 46°

h(m)	E(lx)	D(xm)
1	3238	0.85
2	809	1.71
3	360	2.56
4	202	3.42
5	130	4.27

Optic Elliptical 12° x 50°

Power Led: 26W - LED 2795 lm ≠ OUTPUT 1929 lm - 2200K/CRI 80 / 26W - LED 2898 lm ≠ OUTPUT 2001 lm - 2700K/CRI 80 / 26W - LED 3105 lm ≠ OUTPUT 2144 lm - 3000K/CRI 80 / 26W - LED 3209 lm ≠ OUTPUT 2215 lm - 4000K/CRI 80

2200K

Non Dimmable

- F017C1DA006
- F017C1DA033
- 1-10V
- F017C1DB006
- F017C1DB033
- Dali
- F017C1DD006
- F017C1DD033

2700K

Non Dimmable

- F017C2DA006
- F017C2DA033
- 1-10V
- F017C2DB006
- F017C2DB033
- Dali
- F017C2DD006
- F017C2DD033

3000K

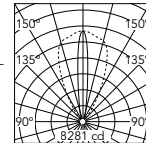
Non Dimmable

- F017C3DA006
- F017C3DA033
- 1-10V
- F017C3DB006
- F017C3DB033
- Dali
- F017C3DD006
- F017C3DD033

4000K

Non Dimmable

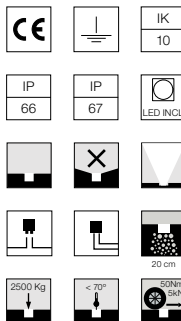
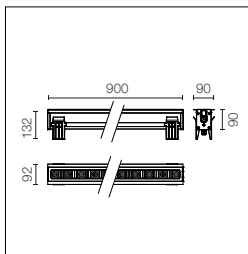
- F017C4DA006
- F017C4DA033
- 1-10V
- F017C4DB006
- F017C4DB033
- Dali
- F017C4DD006
- F017C4DD033



@3000K

Beam Angle: 12°

h(m)	E(lx)	D(xm)
1	8280	0.22
2	2070	0.44
3	920	0.66
4	517	0.87
5	331	1.09



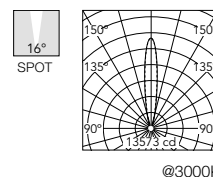
Sorgente high power LED inclusa e ottiche arretrate equipaggiate con griglia frangiluce antiabbagliamento. Alimentazione elettrica 220-240V on off e dimmerabile 1-10V e dali.
Cassaforma per l'installazione obbligatoria da ordinare separatamente.
Precabato con connettori rapidi H₂O Stop presa/spina inclusi. ACT (Anti Corrosion Treatment) a richiesta.

High-power LED source included and rear lenses equipped with anti-glare diffuser grille. 1-10V or DALI on-off and dimmable 220-240V power supply.
Compulsory installation box to be ordered separately.
Pre-wired with H₂O Stop quick connectors, plug/socket included. ACT (Anti-Corrosion Treatment) upon request.

Optic Spot 16°

Power Led: 26W - LED 2795 lm ≠ OUTPUT 1505 lm - 2200K/CRI 80 / 26W - LED 2898 lm ≠ OUTPUT 1560 lm - 2700K/CRI 80 / 26W - LED 3105 lm ≠ OUTPUT 1672 lm - 3000K/CRI 80 / 26W - LED 3209 lm ≠ OUTPUT 1728 lm - 4000K/CRI 80

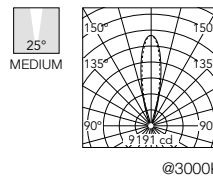
2200K	2700K	3000K	4000K
Non Dimmable	Non Dimmable	Non Dimmable	Non Dimmable
● F017C1HA006	● F017C2HA006	● F017C3HA006	● F017C4HA006
● F017C1HA033	● F017C2HA033	● F017C3HA033	● F017C4HA033
1-10V	1-10V	1-10V	1-10V
● F017C1HB006	● F017C2HB006	● F017C3HB006	● F017C4HB006
● F017C1HB033	● F017C2HB033	● F017C3HB033	● F017C4HB033
Dali	Dali	Dali	Dali
● F017C1HD006	● F017C2HD006	● F017C3HD006	● F017C4HD006
● F017C1HD033	● F017C2HD033	● F017C3HD033	● F017C4HD033



Optic Medium 25°

Power Led: 26W - LED 2795 lm ≠ OUTPUT 1594 lm - 2200K/CRI 80 / 26W - LED 2898 lm ≠ OUTPUT 1653 lm - 2700K/CRI 80 / 26W - LED 3105 lm ≠ OUTPUT 1771 lm - 3000K/CRI 80 / 26W - LED 3209 lm ≠ OUTPUT 1830 lm - 4000K/CRI 80

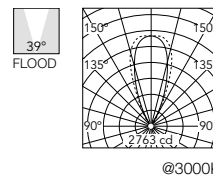
2200K	2700K	3000K	4000K
Non Dimmable	Non Dimmable	Non Dimmable	Non Dimmable
● F017C1JA006	● F017C2JA006	● F017C3JA006	● F017C4JA006
● F017C1JA033	● F017C2JA033	● F017C3JA033	● F017C4JA033
1-10V	1-10V	1-10V	1-10V
● F017C1JB006	● F017C2JB006	● F017C3JB006	● F017C4JB006
● F017C1JB033	● F017C2JB033	● F017C3JB033	● F017C4JB033
Dali	Dali	Dali	Dali
● F017C1JD006	● F017C2JD006	● F017C3JD006	● F017C4JD006
● F017C1JD033	● F017C2JD033	● F017C3JD033	● F017C4JD033



Optic Flood 39°

Power Led: 26W - LED 2795 lm ≠ OUTPUT 1233 lm - 2200K/CRI 80 / 26W - LED 2898 lm ≠ OUTPUT 1278 lm - 2700K/CRI 80 / 26W - LED 3105 lm ≠ OUTPUT 1370 lm - 3000K/CRI 80 / 26W - LED 3209 lm ≠ OUTPUT 1415 lm - 4000K/CRI 80

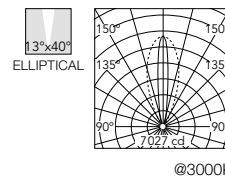
2200K	2700K	3000K	4000K
Non Dimmable	Non Dimmable	Non Dimmable	Non Dimmable
● F017C1KA006	● F017C2KA006	● F017C3KA006	● F017C4KA006
● F017C1KA033	● F017C2KA033	● F017C3KA033	● F017C4KA033
1-10V	1-10V	1-10V	1-10V
● F017C1KB006	● F017C2KB006	● F017C3KB006	● F017C4KB006
● F017C1KB033	● F017C2KB033	● F017C3KB033	● F017C4KB033
Dali	Dali	Dali	Dali
● F017C1KD006	● F017C2KD006	● F017C3KD006	● F017C4KD006
● F017C1KD033	● F017C2KD033	● F017C3KD033	● F017C4KD033



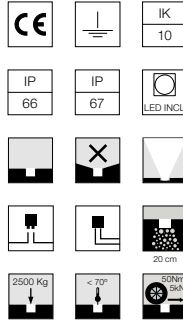
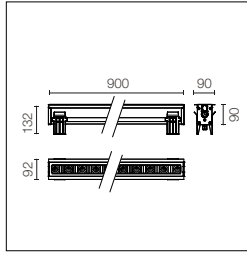
Optic Elliptical 13° x 40°

Power Led: 26W - LED 2795 lm ≠ OUTPUT 1229 lm - 2200K/CRI 80 / 26W - LED 2898 lm ≠ OUTPUT 1275 lm - 2700K/CRI 80 / 26W - LED 3105 lm ≠ OUTPUT 1366 lm - 3000K/CRI 80 / 26W - LED 3209 lm ≠ OUTPUT 1411 lm - 4000K/CRI 80

2200K	2700K	3000K	4000K
Non Dimmable	Non Dimmable	Non Dimmable	Non Dimmable
● F017C1LA006	● F017C2LA006	● F017C3LA006	● F017C4LA006
● F017C1LA033	● F017C2LA033	● F017C3LA033	● F017C4LA033
1-10V	1-10V	1-10V	1-10V
● F017C1LB006	● F017C2LB006	● F017C3LB006	● F017C4LB006
● F017C1LB033	● F017C2LB033	● F017C3LB033	● F017C4LB033
Dali	Dali	Dali	Dali
● F017C1LD006	● F017C2LD006	● F017C3LD006	● F017C4LD006
● F017C1LD033	● F017C2LD033	● F017C3LD033	● F017C4LD033



Ingraze Fixed Frame + Asymmetric Louvre L 900



Sorgente high power LED inclusa e ottiche arretrate equipaggiate con griglia frangiluce asimmetrica antiabbagliamento. Alimentazione elettrica 220-240V on off e dimmerabile 1-10V e dali.
Cassaforma per l'installazione obbligatoria da ordinare separatamente.
Precabato con connettori rapidi H₂O Stop presa/spina inclusi.
ACT (Anti Corrosion Treatment) a richiesta.

High-power LED source included and rear lenses equipped with anti-glare asymmetrical diffuser grille. 1-10V or DALI on-off and dimmable 220-240V power supply. Compulsory installation box to be ordered separately. Pre-wired with H₂O Stop quick connectors, plug/socket included. ACT (Anti-Corrosion Treatment) upon request.

Optic Spot 15°

Power Led: 26W - LED 2795 lm ≠ OUTPUT 715 lm - 2200K/CRI 80 / 26W - LED 2898 lm ≠ OUTPUT 742 lm - 2700K/CRI 80 / 26W - LED 3105 lm ≠ OUTPUT 795 lm - 3000K/CRI 80 / 26W - LED 3209 lm ≠ OUTPUT 821 lm - 4000K/CRI 80

2200K

Non Dimmable

- F017C1QA006
- F017C1QA033
- 1-10V
- F017C1QB006
- F017C1QB033
- Dali
- F017C1QD006
- F017C1QD033

2700K

Non Dimmable

- F017C2QA006
- F017C2QA033
- 1-10V
- F017C2QB006
- F017C2QB033
- Dali
- F017C2QD006
- F017C2QD033

3000K

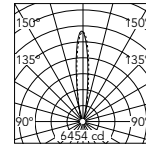
Non Dimmable

- F017C3QA006
- F017C3QA033
- 1-10V
- F017C3QB006
- F017C3QB033
- Dali
- F017C3QD006
- F017C3QD033

4000K

Non Dimmable

- F017C4QA006
- F017C4QA033
- 1-10V
- F017C4QB006
- F017C4QB033
- Dali
- F017C4QD006
- F017C4QD033



Beam Angle: 15°	h(m)	E(lx)	D(m)
1	6451	0.25	
2	1613	0.51	
3	717	0.76	
4	403	1.02	
5	258	1.27	

@3000K

Optic Medium 25°

Power Led: 26W - LED 2795 lm ≠ OUTPUT 757 lm - 2200K/CRI 80 / 26W - LED 2898 lm ≠ OUTPUT 785 lm - 2700K/CRI 80 / 26W - LED 3105 lm ≠ OUTPUT 841 lm - 3000K/CRI 80 / 26W - LED 3209 lm ≠ OUTPUT 869 lm - 4000K/CRI 80

2200K

Non Dimmable

- F017C1RA006
- F017C1RA033
- 1-10V
- F017C1RB006
- F017C1RB033
- Dali
- F017C1RD006
- F017C1RD033

2700K

Non Dimmable

- F017C2RA006
- F017C2RA033
- 1-10V
- F017C2RB006
- F017C2RB033
- Dali
- F017C2RD006
- F017C2RD033

3000K

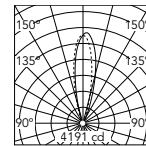
Non Dimmable

- F017C3RA006
- F017C3RA033
- 1-10V
- F017C3RB006
- F017C3RB033
- Dali
- F017C3RD006
- F017C3RD033

4000K

Non Dimmable

- F017C4RA006
- F017C4RA033
- 1-10V
- F017C4RB006
- F017C4RB033
- Dali
- F017C4RD006
- F017C4RD033



Beam Angle: 25°	h(m)	E(lx)	D(m)
1	4183	0.45	
2	1046	0.89	
3	465	1.34	
4	261	1.78	
5	167	2.23	

@3000K

Optic Flood 42°

Power Led: 26W - LED 2795 lm ≠ OUTPUT 606 lm - 2200K/CRI 80 / 26W - LED 2898 lm ≠ OUTPUT 628 lm - 2700K/CRI 80 / 26W - LED 3105 lm ≠ OUTPUT 673 lm - 3000K/CRI 80 / 26W - LED 3209 lm ≠ OUTPUT 696 lm - 4000K/CRI 80

2200K

Non Dimmable

- F017C1SA006
- F017C1SA033
- 1-10V
- F017C1SB006
- F017C1SB033
- Dali
- F017C1SD006
- F017C1SD033

2700K

Non Dimmable

- F017C2SA006
- F017C2SA033
- 1-10V
- F017C2SB006
- F017C2SB033
- Dali
- F017C2SD006
- F017C2SD033

3000K

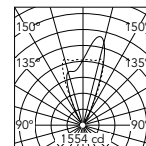
Non Dimmable

- F017C3SA006
- F017C3SA033
- 1-10V
- F017C3SB006
- F017C3SB033
- Dali
- F017C3SD006
- F017C3SD033

4000K

Non Dimmable

- F017C4SA006
- F017C4SA033
- 1-10V
- F017C4SB006
- F017C4SB033
- Dali
- F017C4SD006
- F017C4SD033



Beam Angle: 42°	h(m)	E(lx)	D(m)
1	1474	0.76	
2	368	1.51	
3	164	2.27	
4	92	3.03	
5	59	3.78	

@3000K

Optic Elliptical 12° x 40°

Power Led: 26W - LED 2795 lm ≠ OUTPUT 580 lm - 2200K/CRI 80 / 26W - LED 2898 lm ≠ OUTPUT 602 lm - 2700K/CRI 80 / 26W - LED 3105 lm ≠ OUTPUT 645 lm - 3000K/CRI 80 / 26W - LED 3209 lm ≠ OUTPUT 666 lm - 4000K/CRI 80

2200K

Non Dimmable

- F017C1TA006
- F017C1TA033
- 1-10V
- F017C1TB006
- F017C1TB033
- Dali
- F017C1TD006
- F017C1TD033

2700K

Non Dimmable

- F017C2TA006
- F017C2TA033
- 1-10V
- F017C2TB006
- F017C2TB033
- Dali
- F017C2TD006
- F017C2TD033

3000K

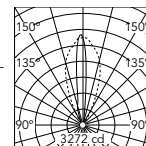
Non Dimmable

- F017C3TA006
- F017C3TA033
- 1-10V
- F017C3TB006
- F017C3TB033
- Dali
- F017C3TD006
- F017C3TD033

4000K

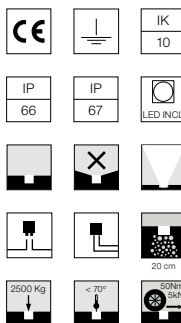
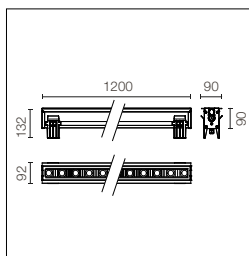
Non Dimmable

- F017C4TA006
- F017C4TA033
- 1-10V
- F017C4TB006
- F017C4TB033
- Dali
- F017C4TD006
- F017C4TD033



Beam Angle: 12°	h(m)	E(lx)	D(m)
1	3271	0.21	
2	818	0.42	
3	363	0.62	
4	204	0.83	
5	131	1.04	

@3000K



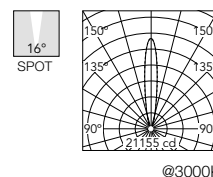
Sorgente high power LED inclusa e ottiche arretrate. Alimentazione elettrica 220-240V on off e dimmerabile 1-10V e dali. Cassaforma per l'installazione obbligatoria da ordinare separatamente. Precabato con connettori rapidi H₂O Stop presa/spina inclusi. ACT (Anti Corrosion Treatment) a richiesta.

High-power LED source included and rear lenses. 1-10V or DALI on-off and dimmable 220-240V power supply. Compulsory installation box to be ordered separately. Pre-wired with H₂O Stop quick connectors, plug/socket included. ACT (Anti-Corrosion Treatment) upon request.

Optic Spot 16°

Power Led: 33,5W - LED 3726 lm ≠ OUTPUT 2736 lm - 2200K/CRI 80 / 33,5W - LED 3864 lm ≠ OUTPUT 2837 lm - 2700K/CRI 80 / 33,5W - LED 4140 lm ≠ OUTPUT 3040 lm - 3000K/CRI 80 / 33,5W - LED 4278 lm ≠ OUTPUT 3141 lm - 4000K/CRI 80

2200K	2700K	3000K	4000K
Non Dimmable	Non Dimmable	Non Dimmable	Non Dimmable
● F017D1AA006	● F017D2AA006	● F017D3AA006	● F017D4AA006
● F017D1AA033	● F017D2AA033	● F017D3AA033	● F017D4AA033
1-10V	1-10V	1-10V	1-10V
● F017D1AB006	● F017D2AB006	● F017D3AB006	● F017D4AB006
● F017D1AB033	● F017D2AB033	● F017D3AB033	● F017D4AB033
Dali	Dali	Dali	Dali
● F017D1AD006	● F017D2AD006	● F017D3AD006	● F017D4AD006
● F017D1AD033	● F017D2AD033	● F017D3AD033	● F017D4AD033



Beam Angle: 16°

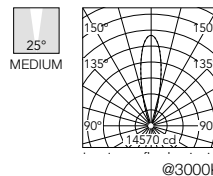
h(m)	E(lx)	D(m)
1	21155	0.27
2	5289	0.55
3	2351	0.82
4	1322	1.09
5	846	1.37

@3000K

Optic Medium 25°

Power Led: 33,5W - LED 3726 lm ≠ OUTPUT 2945 lm - 2200K/CRI 80 / 33,5W - LED 3864 lm ≠ OUTPUT 3054 lm - 2700K/CRI 80 / 33,5W - LED 4140 lm ≠ OUTPUT 3272 lm - 3000K/CRI 80 / 33,5W - LED 4278 lm ≠ OUTPUT 3381 lm - 4000K/CRI 80

2200K	2700K	3000K	4000K
Non Dimmable	Non Dimmable	Non Dimmable	Non Dimmable
● F017D1BA006	● F017D2BA006	● F017D3BA006	● F017D4BA006
● F017D1BA033	● F017D2BA033	● F017D3BA033	● F017D4BA033
1-10V	1-10V	1-10V	1-10V
● F017D1BB006	● F017D2BB006	● F017D3BB006	● F017D4BB006
● F017D1BB033	● F017D2BB033	● F017D3BB033	● F017D4BB033
Dali	Dali	Dali	Dali
● F017D1BD006	● F017D2BD006	● F017D3BD006	● F017D4BD006
● F017D1BD033	● F017D2BD033	● F017D3BD033	● F017D4BD033



Beam Angle: 25°

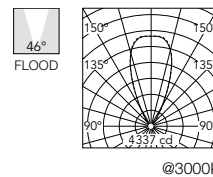
h(m)	E(lx)	D(m)
1	14570	0.44
2	3643	0.88
3	1619	1.32
4	911	1.76
5	583	2.20

@3000K

Optic Flood 46°

Power Led: 33,5W - LED 3726 lm ≠ OUTPUT 2565 lm - 2200K/CRI 80 / 33,5W - LED 3864 lm ≠ OUTPUT 2660 lm - 2700K/CRI 80 / 33,5W - LED 4140 lm ≠ OUTPUT 2850 lm - 3000K/CRI 80 / 33,5W - LED 4278 lm ≠ OUTPUT 2945 lm - 4000K/CRI 80

2200K	2700K	3000K	4000K
Non Dimmable	Non Dimmable	Non Dimmable	Non Dimmable
● F017D1CA006	● F017D2CA006	● F017D3CA006	● F017D4CA006
● F017D1CA033	● F017D2CA033	● F017D3CA033	● F017D4CA033
1-10V	1-10V	1-10V	1-10V
● F017D1CB006	● F017D2CB006	● F017D3CB006	● F017D4CB006
● F017D1CB033	● F017D2CB033	● F017D3CB033	● F017D4CB033
Dali	Dali	Dali	Dali
● F017D1CD006	● F017D2CD006	● F017D3CD006	● F017D4CD006
● F017D1CD033	● F017D2CD033	● F017D3CD033	● F017D4CD033



Beam Angle: 46°

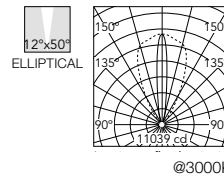
h(m)	E(lx)	D(m)
1	4316	0.85
2	1079	1.71
3	480	2.56
4	270	3.42
5	173	4.27

@3000K

Optic Elliptical 12° x 50°

Power Led: 33,5W - LED 3726 lm ≠ OUTPUT 2572 lm - 2200K/CRI 80 / 33,5W - LED 3864 lm ≠ OUTPUT 2668 lm - 2700K/CRI 80 / 33,5W - LED 4140 lm ≠ OUTPUT 2858 lm - 3000K/CRI 80 / 33,5W - LED 4278 lm ≠ OUTPUT 2953 lm - 4000K/CRI 80

2200K	2700K	3000K	4000K
Non Dimmable	Non Dimmable	Non Dimmable	Non Dimmable
● F017D1DA006	● F017D2DA006	● F017D3DA006	● F017D4DA006
● F017D1DA033	● F017D2DA033	● F017D3DA033	● F017D4DA033
1-10V	1-10V	1-10V	1-10V
● F017D1DB006	● F017D2DB006	● F017D3DB006	● F017D4DB006
● F017D1DB033	● F017D2DB033	● F017D3DB033	● F017D4DB033
Dali	Dali	Dali	Dali
● F017D1DD006	● F017D2DD006	● F017D3DD006	● F017D4DD006
● F017D1DD033	● F017D2DD033	● F017D3DD033	● F017D4DD033

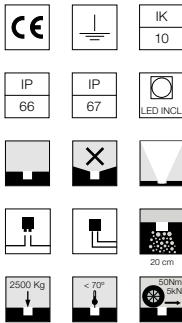
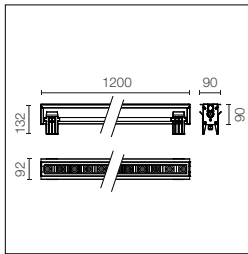


Beam Angle: 12°

h(m)	E(lx)	D(m)
1	11037	0.22
2	2759	0.44
3	1226	0.66
4	690	0.87
5	441	1.09

@3000K

Ingraze Fixed Frame + Linear Louvre L 1200



Sorgente high power LED inclusa e ottiche arretrate equipaggiate con griglia frangiluce antiabbagliamento. Alimentazione elettrica 220-240V on off e dimmerabile 1-10V e dali.
Cassaforma per l'installazione obbligatoria da ordinare separatamente.
Precabato con connettori rapidi H₂O Stop presa/spina inclusi.
ACT (Anti Corrosion Treatment) a richiesta.

High-power LED source included and rear lenses equipped with anti-glare diffuser grille. 1-10V or DALI on-off and dimmable 220-240V power supply.
Compulsory installation box to be ordered separately.
Pre-wired with H₂O Stop quick connectors, plug/socket included.
ACT (Anti-Corrosion Treatment) upon request.

Optic Spot 16°

Power Led: 33,5W - LED 3726 lm ≠ OUTPUT 2006 lm - 2200K/CRI 80 / 33,5W - LED 3864 lm ≠ OUTPUT 2080 lm - 2700K/CRI 80 / 33,5W - LED 4140 lm ≠ OUTPUT 2229 lm - 3000K/CRI 80 / 33,5W - LED 4278 lm ≠ OUTPUT 2303 lm - 4000K/CRI 80

2200K

Non Dimmable

- F017D1HA006
- F017D1HA033
- 1-10V
- F017D1HB006
- F017D1HB033
- Dali
- F017D1HD006
- F017D1HD033

2700K

Non Dimmable

- F017D2HA006
- F017D2HA033
- 1-10V
- F017D2HB006
- F017D2HB033
- Dali
- F017D2HD006
- F017D2HD033

3000K

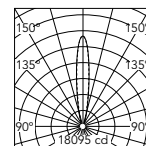
Non Dimmable

- F017D3HA006
- F017D3HA033
- 1-10V
- F017D3HB006
- F017D3HB033
- Dali
- F017D3HD006
- F017D3HD033

4000K

Non Dimmable

- F017D4HA006
- F017D4HA033
- 1-10V
- F017D4HB006
- F017D4HB033
- Dali
- F017D4HD006
- F017D4HD033



@3000K

Beam Angle: 16°	h(m)	E(lx)	D(m)
1	18095	0.28	
2	4524	0.56	
3	2011	0.83	
4	1131	1.11	
5	724	1.39	

Optic Medium 25°

Power Led: 33,5W - LED 3726 lm ≠ OUTPUT 2125 lm - 2200K/CRI 80 / 33,5W - LED 3864 lm ≠ OUTPUT 2203 lm - 2700K/CRI 80 / 33,5W - LED 4140 lm ≠ OUTPUT 2361 lm - 3000K/CRI 80 / 33,5W - LED 4278 lm ≠ OUTPUT 2439 lm - 4000K/CRI 80

2200K

Non Dimmable

- F017D1JA006
- F017D1JA033
- 1-10V
- F017D1JB006
- F017D1JB033
- Dali
- F017D1JD006
- F017D1JD033

2700K

Non Dimmable

- F017D2JA006
- F017D2JA033
- 1-10V
- F017D2JB006
- F017D2JB033
- Dali
- F017D2JD006
- F017D2JD033

3000K

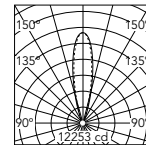
Non Dimmable

- F017D3JA006
- F017D3JA033
- 1-10V
- F017D3JB006
- F017D3JB033
- Dali
- F017D3JD006
- F017D3JD033

4000K

Non Dimmable

- F017D4JA006
- F017D4JA033
- 1-10V
- F017D4JB006
- F017D4JB033
- Dali
- F017D4JD006
- F017D4JD033



@3000K

Beam Angle: 25°	h(m)	E(lx)	D(m)
1	12253	0.44	
2	3063	0.87	
3	1361	1.31	
4	766	1.74	
5	490	2.18	

Optic Flood 39°

Power Led: 33,5W - LED 3726 lm ≠ OUTPUT 1643 lm - 2200K/CRI 80 / 33,5W - LED 3864 lm ≠ OUTPUT 1704 lm - 2700K/CRI 80 / 33,5W - LED 4140 lm ≠ OUTPUT 1826 lm - 3000K/CRI 80 / 33,5W - LED 4278 lm ≠ OUTPUT 1887 lm - 4000K/CRI 80

2200K

Non Dimmable

- F017D1KA006
- F017D1KA033
- 1-10V
- F017D1KB006
- F017D1KB033
- Dali
- F017D1KD006
- F017D1KD033

2700K

Non Dimmable

- F017D2KA006
- F017D2KA033
- 1-10V
- F017D2KB006
- F017D2KB033
- Dali
- F017D2KD006
- F017D2KD033

3000K

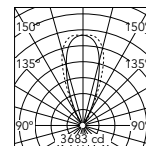
Non Dimmable

- F017D3KA006
- F017D3KA033
- 1-10V
- F017D3KB006
- F017D3KB033
- Dali
- F017D3KD006
- F017D3KD033

4000K

Non Dimmable

- F017D4KA006
- F017D4KA033
- 1-10V
- F017D4KB006
- F017D4KB033
- Dali
- F017D4KD006
- F017D4KD033



@3000K

Beam Angle: 39°	h(m)	E(lx)	D(m)
1	3672	0.71	
2	918	1.43	
3	408	2.14	
4	230	2.86	
5	147	3.57	

Optic Elliptical 13° x 40°

Power Led: 33,5W - LED 3726 lm ≠ OUTPUT 1639 lm - 2200K/CRI 80 / 33,5W - LED 3864 lm ≠ OUTPUT 1700 lm - 2700K/CRI 80 / 33,5W - LED 4140 lm ≠ OUTPUT 1821 lm - 3000K/CRI 80 / 33,5W - LED 4278 lm ≠ OUTPUT 1882 lm - 4000K/CRI 80

2200K

Non Dimmable

- F017D1LA006
- F017D1LA033
- 1-10V
- F017D1LB006
- F017D1LB033
- Dali
- F017D1LD006
- F017D1LD033

2700K

Non Dimmable

- F017D2LA006
- F017D2LA033
- 1-10V
- F017D2LB006
- F017D2LB033
- Dali
- F017D2LD006
- F017D2LD033

3000K

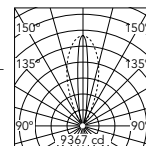
Non Dimmable

- F017D3LA006
- F017D3LA033
- 1-10V
- F017D3LB006
- F017D3LB033
- Dali
- F017D3LD006
- F017D3LD033

4000K

Non Dimmable

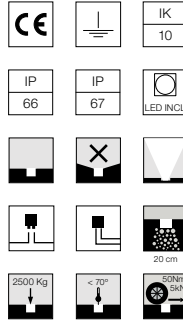
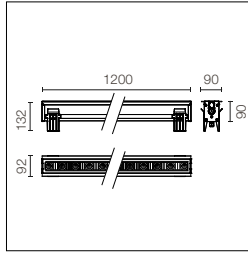
- F017D4LA006
- F017D4LA033
- 1-10V
- F017D4LB006
- F017D4LB033
- Dali
- F017D4LD006
- F017D4LD033



@3000K

Beam Angle: 13°	h(m)	E(lx)	D(m)
1	9367	0.22	
2	2342	0.44	
3	1041	0.67	
4	585	0.89	
5	375	1.11	

Ingraze Fixed Frame + Asymmetric Louvre L 1200



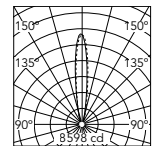
Sorgente high power LED inclusa e ottiche arretrate equipaggiate con griglia frangiluce asimmetrica antiabbagliamento. Alimentazione elettrica 220-240V on off e dimmerabile 1-10V e dali.
Cassaforma per l'installazione obbligatoria da ordinare separatamente.
Precablato con connettori rapidi H₂O Stop presa/spina inclusi.
ACT (Anti Corrosion Treatment) a richiesta.

High-power LED source included and rear lenses equipped with anti-glare asymmetrical diffuser grille. 1-10V or DALI on-off and dimmable 220-240V power supply.
Compulsory installation box to be ordered separately.
Pre-wired with H₂O Stop quick connectors, plug/socket included.
ACT (Anti-Corrosion Treatment) upon request.

Optic Spot 15°

Power Led: 33,5W - LED 3726 lm ≠ OUTPUT 954 lm - 2200K/CRI 80 / 33,5W - LED 3864 lm ≠ OUTPUT 989 lm - 2700K/CRI 80 / 33,5W - LED 4140 lm ≠ OUTPUT 1059 lm - 3000K/CRI 80 / 33,5W - LED 4278 lm ≠ OUTPUT 1095 lm - 4000K/CRI 80

2200K	2700K	3000K	4000K
Non Dimmable	Non Dimmable	Non Dimmable	Non Dimmable
● F017D1QA006	● F017D2QA006	● F017D3QA006	● F017D4QA006
● F017D1QA033	● F017D2QA033	● F017D3QA033	● F017D4QA033
1-10V	1-10V	1-10V	1-10V
● F017D1QB006	● F017D2QB006	● F017D3QB006	● F017D4QB006
● F017D1QB033	● F017D2QB033	● F017D3QB033	● F017D4QB033
Dali	Dali	Dali	Dali
● F017D1QD006	● F017D2QD006	● F017D3QD006	● F017D4QD006
● F017D1QD033	● F017D2QD033	● F017D3QD033	● F017D4QD033



@3000K

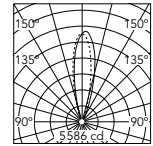
Beam Angle: 15°

h(m)	E(ft)	D(m)
1	8593	0.25
2	2148	0.51
3	955	0.76
4	537	1.02
5	344	1.27

Optic Medium 25°

Power Led: 33,5W - LED 3726 lm ≠ OUTPUT 1009 lm - 2200K/CRI 80 / 33,5W - LED 3864 lm ≠ OUTPUT 1046 lm - 2700K/CRI 80 / 33,5W - LED 4140 lm ≠ OUTPUT 1121 lm - 3000K/CRI 80 / 33,5W - LED 4278 lm ≠ OUTPUT 1158 lm - 4000K/CRI 80

2200K	2700K	3000K	4000K
Non Dimmable	Non Dimmable	Non Dimmable	Non Dimmable
● F017D1RA006	● F017D2RA006	● F017D3RA006	● F017D4RA006
● F017D1RA033	● F017D2RA033	● F017D3RA033	● F017D4RA033
1-10V	1-10V	1-10V	1-10V
● F017D1RB006	● F017D2RB006	● F017D3RB006	● F017D4RB006
● F017D1RB033	● F017D2RB033	● F017D3RB033	● F017D4RB033
Dali	Dali	Dali	Dali
● F017D1RD006	● F017D2RD006	● F017D3RD006	● F017D4RD006
● F017D1RD033	● F017D2RD033	● F017D3RD033	● F017D4RD033



@3000K

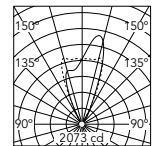
Beam Angle: 25°

h(m)	E(ft)	D(m)
1	5576	0.45
2	1394	0.89
3	620	1.34
4	349	1.78
5	223	2.23

Optic Flood 42°

Power Led: 33,5W - LED 3726 lm ≠ OUTPUT 808 lm - 2200K/CRI 80 / 33,5W - LED 3864 lm ≠ OUTPUT 838 lm - 2700K/CRI 80 / 33,5W - LED 4140 lm ≠ OUTPUT 898 lm - 3000K/CRI 80 / 33,5W - LED 4278 lm ≠ OUTPUT 928 lm - 4000K/CRI 80

2200K	2700K	3000K	4000K
Non Dimmable	Non Dimmable	Non Dimmable	Non Dimmable
● F017D1SA006	● F017D2SA006	● F017D3SA006	● F017D4SA006
● F017D1SA033	● F017D2SA033	● F017D3SA033	● F017D4SA033
1-10V	1-10V	1-10V	1-10V
● F017D1SB006	● F017D2SB006	● F017D3SB006	● F017D4SB006
● F017D1SB033	● F017D2SB033	● F017D3SB033	● F017D4SB033
Dali	Dali	Dali	Dali
● F017D1SD006	● F017D2SD006	● F017D3SD006	● F017D4SD006
● F017D1SD033	● F017D2SD033	● F017D3SD033	● F017D4SD033



@3000K

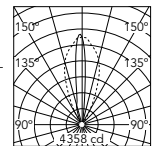
Beam Angle: 42°

h(m)	E(ft)	D(m)
1	1967	0.76
2	492	1.51
3	219	2.27
4	123	3.03
5	79	3.78

Optic Elliptical 12° x 40°

Power Led: 33,5W - LED 3726 lm ≠ OUTPUT 773 lm - 2200K/CRI 80 / 33,5W - LED 3864 lm ≠ OUTPUT 802 lm - 2700K/CRI 80 / 33,5W - LED 4140 lm ≠ OUTPUT 859 lm - 3000K/CRI 80 / 33,5W - LED 4278 lm ≠ OUTPUT 888 lm - 4000K/CRI 80

2200K	2700K	3000K	4000K
Non Dimmable	Non Dimmable	Non Dimmable	Non Dimmable
● F017D1TA006	● F017D2TA006	● F017D3TA006	● F017D4TA006
● F017D1TA033	● F017D2TA033	● F017D3TA033	● F017D4TA033
1-10V	1-10V	1-10V	1-10V
● F017D1TB006	● F017D2TB006	● F017D3TB006	● F017D4TB006
● F017D1TB033	● F017D2TB033	● F017D3TB033	● F017D4TB033
Dali	Dali	Dali	Dali
● F017D1TD006	● F017D2TD006	● F017D3TD006	● F017D4TD006
● F017D1TD033	● F017D2TD033	● F017D3TD033	● F017D4TD033

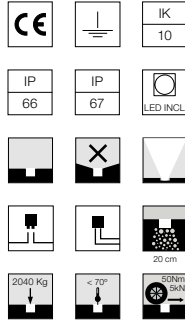
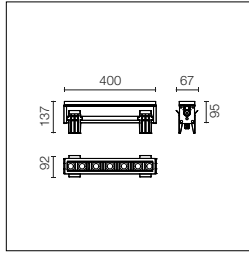


@3000K

Beam Angle: 12°

h(m)	E(ft)	D(m)
1	4356	0.21
2	1089	0.42
3	484	0.62
4	272	0.83
5	174	1.04

Ingraze Fixed Frameless L 400



Sorgente high power LED inclusa e ottiche arretrate. Alimentazione elettrica 220-240V on off e dimmerabile 1-10V e dali. Cassaforma per l'installazione obbligatoria da ordinare separatamente. Precabato con connettori rapidi H₂O Stop presa/spina inclusi. ACT (Anti Corrosion Treatment) a richiesta.

High-power LED source included and rear lenses. 1-10V or DALI on-off and dimmable 220-240V power supply. Compulsory installation box to be ordered separately. Pre-wired with H₂O Stop quick connectors, plug/socket included. ACT (Anti-Corrosion Treatment) upon request.

Optic Spot 16°

Power Led: 12,5W - LED 1304 lm ≠ OUTPUT 958 lm - 2200K/CRI 80 / 12,5W - LED 1352 lm ≠ OUTPUT 993 lm - 2700K/CRI 80 / 12,5W - LED 1449 lm ≠ OUTPUT 1064 lm - 3000K/CRI 80 / 12,5W - LED 1497 lm ≠ OUTPUT 1100 lm - 4000K/CRI 80

2200K

Non Dimmable

- F017J1AA006
- F017J1AA033
- 1-10V
- F017J1AB006
- F017J1AB033
- Dali
- F017J1AD006
- F017J1AD033

2700K

Non Dimmable

- F017J2AA006
- F017J2AA033
- 1-10V
- F017J2AB006
- F017J2AB033
- Dali
- F017J2AD006
- F017J2AD033

3000K

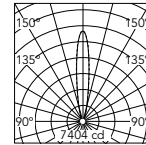
Non Dimmable

- F017J3AA006
- F017J3AA033
- 1-10V
- F017J3AB006
- F017J3AB033
- Dali
- F017J3AD006
- F017J3AD033

4000K

Non Dimmable

- F017J4AA006
- F017J4AA033
- 1-10V
- F017J4AB006
- F017J4AB033
- Dali
- F017J4AD006
- F017J4AD033



@3000K

Beam Angle: 16°			
h(m)	E(lx)	D(m)	
1	7404	0.27	
2	1851	0.55	
3	823	0.82	
4	463	1.09	
5	296	1.37	

Optic Medium 25°

Power Led: 12,5W - LED 1304 lm ≠ OUTPUT 1031 lm - 2200K/CRI 80 / 12,5W - LED 1352 lm ≠ OUTPUT 1069 lm - 2700K/CRI 80 / 12,5W - LED 1449 lm ≠ OUTPUT 1146 lm - 3000K/CRI 80 / 12,5W - LED 1497 lm ≠ OUTPUT 1184 lm - 4000K/CRI 80

2200K

Non Dimmable

- F017J1BA006
- F017J1BA033
- 1-10V
- F017J1BB006
- F017J1BB033
- Dali
- F017J1BD006
- F017J1BD033

2700K

Non Dimmable

- F017J2BA006
- F017J2BA033
- 1-10V
- F017J2BB006
- F017J2BB033
- Dali
- F017J2BD006
- F017J2BD033

3000K

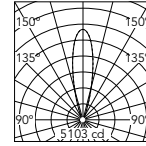
Non Dimmable

- F017J3BA006
- F017J3BA033
- 1-10V
- F017J3BB006
- F017J3BB033
- Dali
- F017J3BD006
- F017J3BD033

4000K

Non Dimmable

- F017J4BA006
- F017J4BA033
- 1-10V
- F017J4BB006
- F017J4BB033
- Dali
- F017J4BD006
- F017J4BD033



@3000K

Beam Angle: 25°			
h(m)	E(lx)	D(m)	
1	5103	0.44	
2	1276	0.88	
3	567	1.32	
4	319	1.76	
5	204	2.20	

Optic Flood 46°

Power Led: 12,5W - LED 1304 lm ≠ OUTPUT 898 lm - 2200K/CRI 80 / 12,5W - LED 1352 lm ≠ OUTPUT 931 lm - 2700K/CRI 80 / 12,5W - LED 1449 lm ≠ OUTPUT 998 lm - 3000K/CRI 80 / 12,5W - LED 1497 lm ≠ OUTPUT 1031 lm - 4000K/CRI 80

2200K

Non Dimmable

- F017J1CA006
- F017J1CA033
- 1-10V
- F017J1CB006
- F017J1CB033
- Dali
- F017J1CD006
- F017J1CD033

2700K

Non Dimmable

- F017J2CA006
- F017J2CA033
- 1-10V
- F017J2CB006
- F017J2CB033
- Dali
- F017J2CD006
- F017J2CD033

3000K

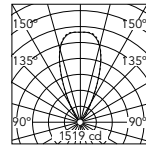
Non Dimmable

- F017J3CA006
- F017J3CA033
- 1-10V
- F017J3CB006
- F017J3CB033
- Dali
- F017J3CD006
- F017J3CD033

4000K

Non Dimmable

- F017J4CA006
- F017J4CA033
- 1-10V
- F017J4CB006
- F017J4CB033
- Dali
- F017J4CD006
- F017J4CD033



@3000K

Beam Angle: 46°			
h(m)	E(lx)	D(m)	
1	1511	0.85	
2	378	1.71	
3	168	2.56	
4	94	3.42	
5	60	4.27	

Optic Elliptical 12° x 50°

Power Led: 12,5W - LED 1304 lm ≠ OUTPUT 901 lm - 2200K/CRI 80 / 12,5W - LED 1352 lm ≠ OUTPUT 934 lm - 2700K/CRI 80 / 12,5W - LED 1449 lm ≠ OUTPUT 1001 lm - 3000K/CRI 80 / 12,5W - LED 1497 lm ≠ OUTPUT 1034 lm - 4000K/CRI 80

2200K

Non Dimmable

- F017J1DA006
- F017J1DA033
- 1-10V
- F017J1DB006
- F017J1DB033
- Dali
- F017J1DD006
- F017J1DD033

2700K

Non Dimmable

- F017J2DA006
- F017J2DA033
- 1-10V
- F017J2DB006
- F017J2DB033
- Dali
- F017J2DD006
- F017J2DD033

3000K

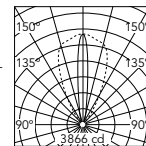
Non Dimmable

- F017J3DA006
- F017J3DA033
- 1-10V
- F017J3DB006
- F017J3DB033
- Dali
- F017J3DD006
- F017J3DD033

4000K

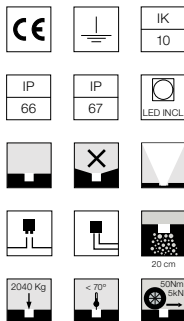
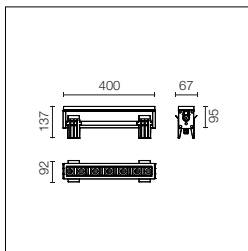
Non Dimmable

- F017J4DA006
- F017J4DA033
- 1-10V
- F017J4DB006
- F017J4DB033
- Dali
- F017J4DD006
- F017J4DD033



@3000K

Beam Angle: 12°			
h(m)	E(lx)	D(m)	
1	3866	0.22	
2	966	0.44	
3	430	0.66	
4	242	0.87	
5	155	1.09	



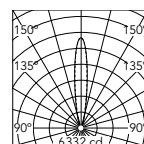
Sorgente high power LED inclusa e ottiche arretrate equipaggiate con griglia frangiluce antiabbagliamento. Alimentazione elettrica 220-240V on off e dimmerabile 1-10V e dali.
Cassaforma per l'installazione obbligatoria da ordinare separatamente.
Precablato con connettori rapidi H₂O Stop presa/spina inclusi.
ACT (Anti Corrosion Treatment) a richiesta.

High-power LED source included and rear lenses equipped with anti-glare diffuser grille. 1-10V or DALI on-off and dimmable 220-240V power supply.
Compulsory installation box to be ordered separately.
Pre-wired with H₂O Stop quick connectors, plug/socket included.
ACT (Anti-Corrosion Treatment) upon request.

Optic Spot 16°

Power Led: 12,5W - LED 1304 lm ≠ OUTPUT 702 lm - 2200K/CRI 80 / 12,5W - LED 1352 lm ≠ OUTPUT 728 lm - 2700K/CRI 80 / 12,5W - LED 1449 lm ≠ OUTPUT 780 lm - 3000K/CRI 80 / 12,5W - LED 1497 lm ≠ OUTPUT 806 lm - 4000K/CRI 80

2200K	2700K	3000K	4000K
Non Dimmable	Non Dimmable	Non Dimmable	Non Dimmable
● F017J1HA006	● F017J2HA006	● F017J3HA006	● F017J4HA006
● F017J1HA033	● F017J2HA033	● F017J3HA033	● F017J4HA033
1-10V	1-10V	1-10V	1-10V
● F017J1HB006	● F017J2HB006	● F017J3HB006	● F017J4HB006
● F017J1HB033	● F017J2HB033	● F017J3HB033	● F017J4HB033
Dali	Dali	Dali	Dali
● F017J1HD006	● F017J2HD006	● F017J3HD006	● F017J4HD006
● F017J1HD033	● F017J2HD033	● F017J3HD033	● F017J4HD033



Beam Angle: 16°

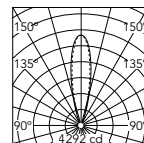
h(m)	Et(x)	D(m)
1	6332	0.28
2	1583	0.56
3	704	0.83
4	396	1.11
5	253	1.39

@3000K

Optic Medium 25°

Power Led: 12,5W - LED 1304 lm ≠ OUTPUT 744 lm - 2200K/CRI 80 / 12,5W - LED 1352 lm ≠ OUTPUT 772 lm - 2700K/CRI 80 / 12,5W - LED 1449 lm ≠ OUTPUT 827 lm - 3000K/CRI 80 / 12,5W - LED 1497 lm ≠ OUTPUT 854 lm - 4000K/CRI 80

2200K	2700K	3000K	4000K
Non Dimmable	Non Dimmable	Non Dimmable	Non Dimmable
● F017J1JA006	● F017J2JA006	● F017J3JA006	● F017J4JA006
● F017J1JA033	● F017J2JA033	● F017J3JA033	● F017J4JA033
1-10V	1-10V	1-10V	1-10V
● F017J1JB006	● F017J2JB006	● F017J3JB006	● F017J4JB006
● F017J1JB033	● F017J2JB033	● F017J3JB033	● F017J4JB033
Dali	Dali	Dali	Dali
● F017J1JD006	● F017J2JD006	● F017J3JD006	● F017J4JD006
● F017J1JD033	● F017J2JD033	● F017J3JD033	● F017J4JD033



Beam Angle: 25°

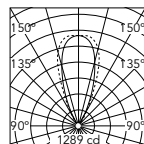
h(m)	Et(x)	D(m)
1	4292	0.44
2	1073	0.87
3	477	1.31
4	268	1.74
5	172	2.18

@3000K

Optic Flood 39°

Power Led: 12,5W - LED 1304 lm ≠ OUTPUT 576 lm - 2200K/CRI 80 / 12,5W - LED 1352 lm ≠ OUTPUT 597 lm - 2700K/CRI 80 / 12,5W - LED 1449 lm ≠ OUTPUT 639 lm - 3000K/CRI 80 / 12,5W - LED 1497 lm ≠ OUTPUT 661 lm - 4000K/CRI 80

2200K	2700K	3000K	4000K
Non Dimmable	Non Dimmable	Non Dimmable	Non Dimmable
● F017J1KA006	● F017J2KA006	● F017J3KA006	● F017J4KA006
● F017J1KA033	● F017J2KA033	● F017J3KA033	● F017J4KA033
1-10V	1-10V	1-10V	1-10V
● F017J1KB006	● F017J2KB006	● F017J3KB006	● F017J4KB006
● F017J1KB033	● F017J2KB033	● F017J3KB033	● F017J4KB033
Dali	Dali	Dali	Dali
● F017J1KD006	● F017J2KD006	● F017J3KD006	● F017J4KD006
● F017J1KD033	● F017J2KD033	● F017J3KD033	● F017J4KD033



Beam Angle: 39°

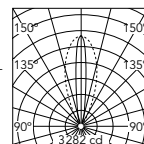
h(m)	Et(x)	D(m)
1	1285	0.71
2	321	1.43
3	143	2.14
4	80	2.86
5	51	3.57

@3000K

Optic Elliptical 13° x 40°

Power Led: 12,5W - LED 1304 lm ≠ OUTPUT 574 lm - 2200K/CRI 80 / 12,5W - LED 1352 lm ≠ OUTPUT 595 lm - 2700K/CRI 80 / 12,5W - LED 1449 lm ≠ OUTPUT 638 lm - 3000K/CRI 80 / 12,5W - LED 1497 lm ≠ OUTPUT 659 lm - 4000K/CRI 80

2200K	2700K	3000K	4000K
Non Dimmable	Non Dimmable	Non Dimmable	Non Dimmable
● F017J1LA006	● F017J2LA006	● F017J3LA006	● F017J4LA006
● F017J1LA033	● F017J2LA033	● F017J3LA033	● F017J4LA033
1-10V	1-10V	1-10V	1-10V
● F017J1LB006	● F017J2LB006	● F017J3LB006	● F017J4LB006
● F017J1LB033	● F017J2LB033	● F017J3LB033	● F017J4LB033
Dali	Dali	Dali	Dali
● F017J1LD006	● F017J2LD006	● F017J3LD006	● F017J4LD006
● F017J1LD033	● F017J2LD033	● F017J3LD033	● F017J4LD033

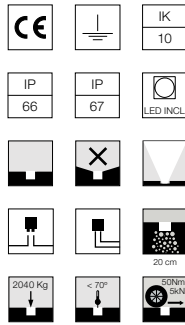
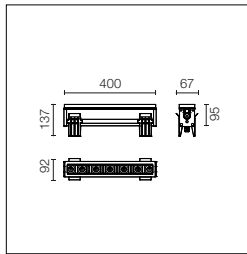


Beam Angle: 13°

h(m)	Et(x)	D(m)
1	3282	0.22
2	820	0.44
3	365	0.67
4	205	0.89
5	131	1.11

@3000K

Ingraze Fixed Frameless + Asymmetric Louvre L 400



Sorgente high power LED inclusa e ottiche arretrate equipaggiate con griglia frangiluce asimmetrica antiabbagliamento. Alimentazione elettrica 220-240V on off e dimmerabile 1-10V e dali.
Cassaforma per l'installazione obbligatoria da ordinare separatamente.
Precabato con connettori rapidi H₂O Stop presa/spina inclusi.
ACT (Anti Corrosion Treatment) a richiesta.

High-power LED source included and rear lenses equipped with anti-glare asymmetrical diffuser grille. 1-10V or DALI on-off and dimmable 220-240V power supply. Compulsory installation box to be ordered separately. Pre-wired with H₂O Stop quick connectors, plug/socket included. ACT (Anti-Corrosion Treatment) upon request.

Optic Spot 15°

Power Led: 12,5W - LED 1304 lm ≠ OUTPUT 334 lm - 2200K/CRI 80 / 12,5W - LED 1352 lm ≠ OUTPUT 346 lm - 2700K/CRI 80 / 12,5W - LED 1449 lm ≠ OUTPUT 371 lm - 3000K/CRI 80 / 12,5W - LED 1497 lm ≠ OUTPUT 383 lm - 4000K/CRI 80

2200K

Non Dimmable

- F017J1QA006
- F017J1QA033
- 1-10V
- F017J1QB006
- F017J1QB033
- Dali
- F017J1QD006
- F017J1QD033

2700K

Non Dimmable

- F017J2QA006
- F017J2QA033
- 1-10V
- F017J2QB006
- F017J2QB033
- Dali
- F017J2QD006
- F017J2QD033

3000K

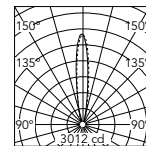
Non Dimmable

- F017J3QA006
- F017J3QA033
- 1-10V
- F017J3QB006
- F017J3QB033
- Dali
- F017J3QD006
- F017J3QD033

4000K

Non Dimmable

- F017J4QA006
- F017J4QA033
- 1-10V
- F017J4QB006
- F017J4QB033
- Dali
- F017J4QD006
- F017J4QD033



@3000K

Beam Angle: 15°	h(m)	E(lx)	D(m)
1	3010	0.25	
2	753	0.51	
3	334	0.76	
4	188	1.02	
5	120	1.27	

Optic Medium 25°

Power Led: 12,5W - LED 1304 lm ≠ OUTPUT 353 lm - 2200K/CRI 80 / 12,5W - LED 1352 lm ≠ OUTPUT 367 lm - 2700K/CRI 80 / 12,5W - LED 1449 lm ≠ OUTPUT 393 lm - 3000K/CRI 80 / 12,5W - LED 1497 lm ≠ OUTPUT 406 lm - 4000K/CRI 80

2200K

Non Dimmable

- F017J1RA006
- F017J1RA033
- 1-10V
- F017J1RB006
- F017J1RB033
- Dali
- F017J1RD006
- F017J1RD033

2700K

Non Dimmable

- F017J2RA006
- F017J2RA033
- 1-10V
- F017J2RB006
- F017J2RB033
- Dali
- F017J2RD006
- F017J2RD033

3000K

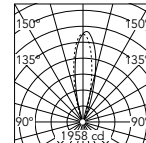
Non Dimmable

- F017J3RA006
- F017J3RA033
- 1-10V
- F017J3RB006
- F017J3RB033
- Dali
- F017J3RD006
- F017J3RD033

4000K

Non Dimmable

- F017J4RA006
- F017J4RA033
- 1-10V
- F017J4RB006
- F017J4RB033
- Dali
- F017J4RD006
- F017J4RD033



@3000K

Beam Angle: 25°	h(m)	E(lx)	D(m)
1	1955	0.45	
2	489	0.89	
3	217	1.34	
4	122	1.78	
5	78	2.23	

Optic Flood 42°

Power Led: 12,5W - LED 1304 lm ≠ OUTPUT 283 lm - 2200K/CRI 80 / 12,5W - LED 1352 lm ≠ OUTPUT 294 lm - 2700K/CRI 80 / 12,5W - LED 1449 lm ≠ OUTPUT 314 lm - 3000K/CRI 80 / 12,5W - LED 1497 lm ≠ OUTPUT 325 lm - 4000K/CRI 80

2200K

Non Dimmable

- F017J1SA006
- F017J1SA033
- 1-10V
- F017J1SB006
- F017J1SB033
- Dali
- F017J1SD006
- F017J1SD033

2700K

Non Dimmable

- F017J2SA006
- F017J2SA033
- 1-10V
- F017J2SB006
- F017J2SB033
- Dali
- F017J2SD006
- F017J2SD033

3000K

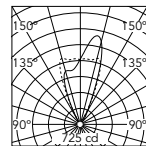
Non Dimmable

- F017J3SA006
- F017J3SA033
- 1-10V
- F017J3SB006
- F017J3SB033
- Dali
- F017J3SD006
- F017J3SD033

4000K

Non Dimmable

- F017J4SA006
- F017J4SA033
- 1-10V
- F017J4SB006
- F017J4SB033
- Dali
- F017J4SD006
- F017J4SD033



@3000K

Beam Angle: 42°	h(m)	E(lx)	D(m)
1	688	0.76	
2	172	1.51	
3	76	2.27	
4	43	3.03	
5	28	3.78	

Optic Elliptical 12° x 40°

Power Led: 12,5W - LED 1304 lm ≠ OUTPUT 271 lm - 2200K/CRI 80 / 12,5W - LED 1352 lm ≠ OUTPUT 281 lm - 2700K/CRI 80 / 12,5W - LED 1449 lm ≠ OUTPUT 301 lm - 3000K/CRI 80 / 12,5W - LED 1497 lm ≠ OUTPUT 311 lm - 4000K/CRI 80

2200K

Non Dimmable

- F017J1TA006
- F017J1TA033
- 1-10V
- F017J1TB006
- F017J1TB033
- Dali
- F017J1TD006
- F017J1TD033

2700K

Non Dimmable

- F017J2TA006
- F017J2TA033
- 1-10V
- F017J2TB006
- F017J2TB033
- Dali
- F017J2TD006
- F017J2TD033

3000K

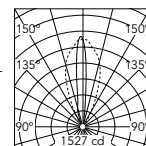
Non Dimmable

- F017J3TA006
- F017J3TA033
- 1-10V
- F017J3TB006
- F017J3TB033
- Dali
- F017J3TD006
- F017J3TD033

4000K

Non Dimmable

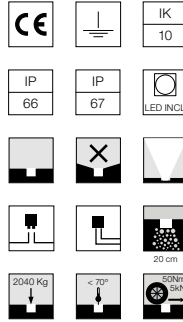
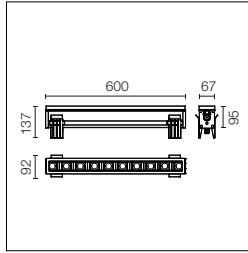
- F017J4TA006
- F017J4TA033
- 1-10V
- F017J4TB006
- F017J4TB033
- Dali
- F017J4TD006
- F017J4TD033



@3000K

Beam Angle: 12°	h(m)	E(lx)	D(m)
1	1526	0.21	
2	382	0.42	
3	170	0.62	
4	95	0.83	
5	61	1.04	

Ingraze Fixed Frameless L 600



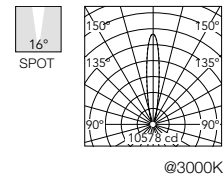
Sorgente high power LED inclusa e ottiche arretrate. Alimentazione elettrica 220-240V on off e dimmerabile 1-10V e dali. Cassaforma per l'installazione obbligatoria da ordinare separatamente. Precabato con connettori rapidi H₂O Stop presa/spina inclusi. ACT (Anti Corrosion Treatment) a richiesta.

High-power LED source included and rear lenses. 1-10V or DALI on-off and dimmable 220-240V power supply. Compulsory installation box to be ordered separately. Pre-wired with H₂O Stop quick connectors, plug/socket included. ACT (Anti-Corrosion Treatment) upon request.

Optic Spot 16°

Power Led: 17W - LED 1863 lm ≠ OUTPUT 1368 lm - 2200K/CRI 80 / 17W - LED 1932 lm ≠ OUTPUT 1419 lm - 2700K/CRI 80 / 17W - LED 2070 lm ≠ OUTPUT 1520 lm - 3000K/CRI 80 / 17W - LED 2139 lm ≠ OUTPUT 1571 lm - 4000K/CRI 80

2200K	2700K	3000K	4000K
Non Dimmable	Non Dimmable	Non Dimmable	Non Dimmable
● F017K1AA006	● F017K2AA006	● F017K3AA006	● F017K4AA006
● F017K1AA033	● F017K2AA033	● F017K3AA033	● F017K4AA033
1-10V	1-10V	1-10V	1-10V
● F017K1AB006	● F017K2AB006	● F017K3AB006	● F017K4AB006
● F017K1AB033	● F017K2AB033	● F017K3AB033	● F017K4AB033
Dali	Dali	Dali	Dali
● F017K1AD006	● F017K2AD006	● F017K3AD006	● F017K4AD006
● F017K1AD033	● F017K2AD033	● F017K3AD033	● F017K4AD033



Beam Angle: 16°

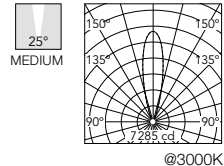
h(m)	E(ft)	D(m)
1	10578	0.27
2	2644	0.55
3	1175	0.82
4	661	1.09
5	423	1.37

@3000K

Optic Medium 25°

Power Led: 17W - LED 1863 lm ≠ OUTPUT 1473 lm - 2200K/CRI 80 / 17W - LED 1932 lm ≠ OUTPUT 1527 lm - 2700K/CRI 80 / 17W - LED 2070 lm ≠ OUTPUT 1636 lm - 3000K/CRI 80 / 17W - LED 2139 lm ≠ OUTPUT 1691 lm - 4000K/CRI 80

2200K	2700K	3000K	4000K
Non Dimmable	Non Dimmable	Non Dimmable	Non Dimmable
● F017K1BA006	● F017K2BA006	● F017K3BA006	● F017K4BA006
● F017K1BA033	● F017K2BA033	● F017K3BA033	● F017K4BA033
1-10V	1-10V	1-10V	1-10V
● F017K1BB006	● F017K2BB006	● F017K3BB006	● F017K4BB006
● F017K1BB033	● F017K2BB033	● F017K3BB033	● F017K4BB033
Dali	Dali	Dali	Dali
● F017K1BD006	● F017K2BD006	● F017K3BD006	● F017K4BD006
● F017K1BD033	● F017K2BD033	● F017K3BD033	● F017K4BD033



Beam Angle: 25°

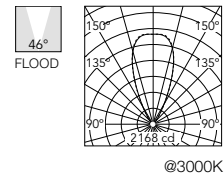
h(m)	E(ft)	D(m)
1	7285	0.44
2	1821	0.88
3	809	1.32
4	455	1.76
5	291	2.20

@3000K

Optic Flood 46°

Power Led: 17W - LED 1863 lm ≠ OUTPUT 1283 lm - 2200K/CRI 80 / 17W - LED 1932 lm ≠ OUTPUT 1330 lm - 2700K/CRI 80 / 17W - LED 2070 lm ≠ OUTPUT 1425 lm - 3000K/CRI 80 / 17W - LED 2139 lm ≠ OUTPUT 1473 lm - 4000K/CRI 80

2200K	2700K	3000K	4000K
Non Dimmable	Non Dimmable	Non Dimmable	Non Dimmable
● F017K1CA006	● F017K2CA006	● F017K3CA006	● F017K4CA006
● F017K1CA033	● F017K2CA033	● F017K3CA033	● F017K4CA033
1-10V	1-10V	1-10V	1-10V
● F017K1CB006	● F017K2CB006	● F017K3CB006	● F017K4CB006
● F017K1CB033	● F017K2CB033	● F017K3CB033	● F017K4CB033
Dali	Dali	Dali	Dali
● F017K1CD006	● F017K2CD006	● F017K3CD006	● F017K4CD006
● F017K1CD033	● F017K2CD033	● F017K3CD033	● F017K4CD033



Beam Angle: 46°

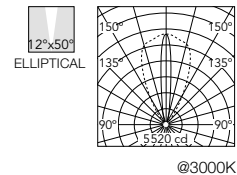
h(m)	E(ft)	D(m)
1	2158	0.85
2	539	1.71
3	240	2.56
4	135	3.42
5	86	4.27

@3000K

Optic Elliptical 12° x 50°

Power Led: 17W - LED 1863 lm ≠ OUTPUT 1286 lm - 2200K/CRI 80 / 17W - LED 1932 lm ≠ OUTPUT 1334 lm - 2700K/CRI 80 / 17W - LED 2070 lm ≠ OUTPUT 1429 lm - 3000K/CRI 80 / 17W - LED 2139 lm ≠ OUTPUT 1477 lm - 4000K/CRI 80

2200K	2700K	3000K	4000K
Non Dimmable	Non Dimmable	Non Dimmable	Non Dimmable
● F017K1DA006	● F017K2DA006	● F017K3DA006	● F017K4DA006
● F017K1DA033	● F017K2DA033	● F017K3DA033	● F017K4DA033
1-10V	1-10V	1-10V	1-10V
● F017K1DB006	● F017K2DB006	● F017K3DB006	● F017K4DB006
● F017K1DB033	● F017K2DB033	● F017K3DB033	● F017K4DB033
Dali	Dali	Dali	Dali
● F017K1DD006	● F017K2DD006	● F017K3DD006	● F017K4DD006
● F017K1DD033	● F017K2DD033	● F017K3DD033	● F017K4DD033

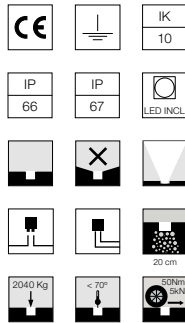
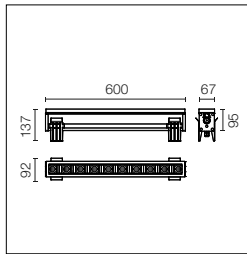


Beam Angle: 12°

h(m)	E(ft)	D(m)
1	5519	0.22
2	1380	0.44
3	613	0.66
4	345	0.87
5	221	1.09

@3000K

Ingraze Fixed Frameless + Linear Louvre L 600



Sorgente high power LED inclusa e ottiche arretrate equipaggiate con griglia frangiluce antiabbagliamento. Alimentazione elettrica 220-240V on off e dimmerabile 1-10V e dali.
Cassaforma per l'installazione obbligatoria da ordinare separatamente.
Precabato con connettori rapidi H₂O Stop presa/spina inclusi.
ACT (Anti Corrosion Treatment) a richiesta.

High-power LED source included and rear lenses equipped with anti-glare diffuser grille. 1-10V or DALI on-off and dimmable 220-240V power supply.
Compulsory installation box to be ordered separately.
Pre-wired with H₂O Stop quick connectors, plug/socket included.
ACT (Anti-Corrosion Treatment) upon request.

Optic Spot 16°

Power Led: 17W - LED 1863 lm ≠ OUTPUT 1003 lm - 2200K/CRI 80 / 17W - LED 1932 lm ≠ OUTPUT 1040 lm - 2700K/CRI 80 / 17W - LED 2070 lm ≠ OUTPUT 1115 lm - 3000K/CRI 80 / 17W - LED 2139 lm ≠ OUTPUT 1152 lm - 4000K/CRI 80

2200K

Non Dimmable

- F017K1HA006
- F017K1HA033
- 1-10V
- F017K1HB006
- F017K1HB033
- Dali
- F017K1HD006
- F017K1HD033

2700K

Non Dimmable

- F017K2HA006
- F017K2HA033
- 1-10V
- F017K2HB006
- F017K2HB033
- Dali
- F017K2HD006
- F017K2HD033

3000K

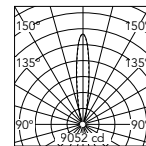
Non Dimmable

- F017K3HA006
- F017K3HA033
- 1-10V
- F017K3HB006
- F017K3HB033
- Dali
- F017K3HD006
- F017K3HD033

4000K

Non Dimmable

- F017K4HA006
- F017K4HA033
- 1-10V
- F017K4HB006
- F017K4HB033
- Dali
- F017K4HD006
- F017K4HD033



@3000K

Beam Angle: 16°	h(m)	E(lx)	Dxm
1	9052	0.28	
2	2263	0.56	
3	1006	0.83	
4	566	1.11	
5	362	1.39	

Optic Medium 25°

Power Led: 17W - LED 1863 lm ≠ OUTPUT 1063 lm - 2200K/CRI 80 / 17W - LED 1932 lm ≠ OUTPUT 1102 lm - 2700K/CRI 80 / 17W - LED 2070 lm ≠ OUTPUT 1181 lm - 3000K/CRI 80 / 17W - LED 2139 lm ≠ OUTPUT 1220 lm - 4000K/CRI 80

2200K

Non Dimmable

- F017K1JA006
- F017K1JA033
- 1-10V
- F017K1JB006
- F017K1JB033
- Dali
- F017K1JD006
- F017K1JD033

2700K

Non Dimmable

- F017K2JA006
- F017K2JA033
- 1-10V
- F017K2JB006
- F017K2JB033
- Dali
- F017K2JD006
- F017K2JD033

3000K

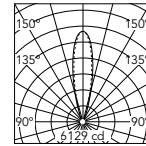
Non Dimmable

- F017K3JA006
- F017K3JA033
- 1-10V
- F017K3JB006
- F017K3JB033
- Dali
- F017K3JD006
- F017K3JD033

4000K

Non Dimmable

- F017K4JA006
- F017K4JA033
- 1-10V
- F017K4JB006
- F017K4JB033
- Dali
- F017K4JD006
- F017K4JD033



@3000K

Beam Angle: 25°	h(m)	E(lx)	Dxm
1	6129	0.44	
2	1532	0.87	
3	681	1.31	
4	383	1.74	
5	245	2.18	

Optic Flood 39°

Power Led: 17W - LED 1863 lm ≠ OUTPUT 820 lm - 2200K/CRI 80 / 17W - LED 1932 lm ≠ OUTPUT 850 lm - 2700K/CRI 80 / 17W - LED 2070 lm ≠ OUTPUT 911 lm - 3000K/CRI 80 / 17W - LED 2139 lm ≠ OUTPUT 944 lm - 4000K/CRI 80

2200K

Non Dimmable

- F017K1KA006
- F017K1KA033
- 1-10V
- F017K1KB006
- F017K1KB033
- Dali
- F017K1KD006
- F017K1KD033

2700K

Non Dimmable

- F017K2KA006
- F017K2KA033
- 1-10V
- F017K2KB006
- F017K2KB033
- Dali
- F017K2KD006
- F017K2KD033

3000K

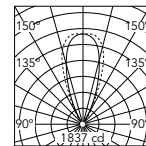
Non Dimmable

- F017K3KA006
- F017K3KA033
- 1-10V
- F017K3KB006
- F017K3KB033
- Dali
- F017K3KD006
- F017K3KD033

4000K

Non Dimmable

- F017K4KA006
- F017K4KA033
- 1-10V
- F017K4KB006
- F017K4KB033
- Dali
- F017K4KD006
- F017K4KD033



@3000K

Beam Angle: 39°	h(m)	E(lx)	Dxm
1	1832	0.71	
2	458	1.43	
3	204	2.14	
4	115	2.86	
5	73	3.57	

Optic Elliptical 13° x 40°

Power Led: 17W - LED 1863 lm ≠ OUTPUT 820 lm - 2200K/CRI 80 / 17W - LED 1932 lm ≠ OUTPUT 850 lm - 2700K/CRI 80 / 17W - LED 2070 lm ≠ OUTPUT 911 lm - 3000K/CRI 80 / 17W - LED 2139 lm ≠ OUTPUT 941 lm - 4000K/CRI 80

2200K

Non Dimmable

- F017K1LA006
- F017K1LA033
- 1-10V
- F017K1LB006
- F017K1LB033
- Dali
- F017K1LD006
- F017K1LD033

2700K

Non Dimmable

- F017K2LA006
- F017K2LA033
- 1-10V
- F017K2LB006
- F017K2LB033
- Dali
- F017K2LD006
- F017K2LD033

3000K

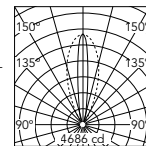
Non Dimmable

- F017K3LA006
- F017K3LA033
- 1-10V
- F017K3LB006
- F017K3LB033
- Dali
- F017K3LD006
- F017K3LD033

4000K

Non Dimmable

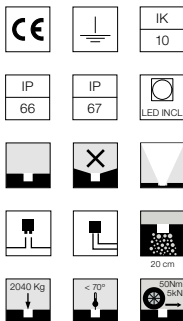
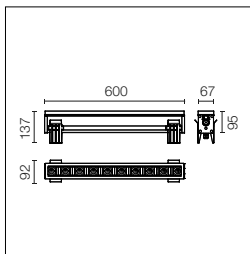
- F017K4LA006
- F017K4LA033
- 1-10V
- F017K4LB006
- F017K4LB033
- Dali
- F017K4LD006
- F017K4LD033



@3000K

Beam Angle: 13°	h(m)	E(lx)	Dxm
1	4686	0.22	
2	1172	0.44	
3	521	0.67	
4	293	0.89	
5	187	1.11	

Ingraze Fixed Frameless + Asymmetric Louvre L 600



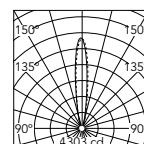
Sorgente high power LED inclusa e ottiche arretrate equipaggiate con griglia frangiluce asimmetrica antiabbagliamento. Alimentazione elettrica 220-240V on off e dimmerabile 1-10V e dali.
Cassaforma per l'installazione obbligatoria da ordinare separatamente.
Precablato con connettori rapidi H₂O Stop presa/spina inclusi.
ACT (Anti Corrosion Treatment) a richiesta.

High-power LED source included and rear lenses equipped with anti-glare asymmetrical diffuser grille. 1-10V or DALI on-off and dimmable 220-240V power supply.
Compulsory installation box to be ordered separately.
Pre-wired with H₂O Stop quick connectors, plug/socket included.
ACT (Anti-Corrosion Treatment) upon request.

Optic Spot 15°

Power Led: 17W - LED 1863 lm ≠ OUTPUT 477 lm - 2200K/CRI 80 / 17W - LED 1932 lm ≠ OUTPUT 495 lm - 2700K/CRI 80 / 17W - LED 2070 lm ≠ OUTPUT 530 lm - 3000K/CRI 80 / 17W - LED 2139 lm ≠ OUTPUT 548 lm - 4000K/CRI 80

2200K	2700K	3000K	4000K
Non Dimmable	Non Dimmable	Non Dimmable	Non Dimmable
● F017K1QA006	● F017K2QA006	● F017K3QA006	● F017K4QA006
● F017K1QA033	● F017K2QA033	● F017K3QA033	● F017K4QA033
1-10V	1-10V	1-10V	1-10V
● F017K1QB006	● F017K2QB006	● F017K3QB006	● F017K4QB006
● F017K1QB033	● F017K2QB033	● F017K3QB033	● F017K4QB033
Dali	Dali	Dali	Dali
● F017K1QD006	● F017K2QD006	● F017K3QD006	● F017K4QD006
● F017K1QD033	● F017K2QD033	● F017K3QD033	● F017K4QD033



Beam Angle: 15°

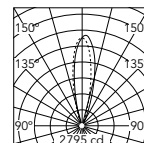
h(m)	E(%)	D(m)
1	4300	0.25
2	1075	0.51
3	478	0.76
4	269	1.02
5	172	1.27

@3000K

Optic Medium 25°

Power Led: 17W - LED 1863 lm ≠ OUTPUT 505 lm - 2200K/CRI 80 / 17W - LED 1932 lm ≠ OUTPUT 523 lm - 2700K/CRI 80 / 17W - LED 2070 lm ≠ OUTPUT 561 lm - 3000K/CRI 80 / 17W - LED 2139 lm ≠ OUTPUT 579 lm - 4000K/CRI 80

2200K	2700K	3000K	4000K
Non Dimmable	Non Dimmable	Non Dimmable	Non Dimmable
● F017K1RA006	● F017K2RA006	● F017K3RA006	● F017K4RA006
● F017K1RA033	● F017K2RA033	● F017K3RA033	● F017K4RA033
1-10V	1-10V	1-10V	1-10V
● F017K1RB006	● F017K2RB006	● F017K3RB006	● F017K4RB006
● F017K1RB033	● F017K2RB033	● F017K3RB033	● F017K4RB033
Dali	Dali	Dali	Dali
● F017K1RD006	● F017K2RD006	● F017K3RD006	● F017K4RD006
● F017K1RD033	● F017K2RD033	● F017K3RD033	● F017K4RD033



Beam Angle: 25°

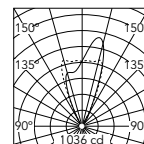
h(m)	E(%)	D(m)
1	2790	0.45
2	698	0.89
3	310	1.34
4	174	1.78
5	112	2.23

@3000K

Optic Flood 42°

Power Led: 17W - LED 1863 lm ≠ OUTPUT 404 lm - 2200K/CRI 80 / 17W - LED 1932 lm ≠ OUTPUT 419 lm - 2700K/CRI 80 / 17W - LED 2070 lm ≠ OUTPUT 449 lm - 3000K/CRI 80 / 17W - LED 2139 lm ≠ OUTPUT 464 lm - 4000K/CRI 80

2200K	2700K	3000K	4000K
Non Dimmable	Non Dimmable	Non Dimmable	Non Dimmable
● F017K1SA006	● F017K2SA006	● F017K3SA006	● F017K4SA006
● F017K1SA033	● F017K2SA033	● F017K3SA033	● F017K4SA033
1-10V	1-10V	1-10V	1-10V
● F017K1SB006	● F017K2SB006	● F017K3SB006	● F017K4SB006
● F017K1SB033	● F017K2SB033	● F017K3SB033	● F017K4SB033
Dali	Dali	Dali	Dali
● F017K1SD006	● F017K2SD006	● F017K3SD006	● F017K4SD006
● F017K1SD033	● F017K2SD033	● F017K3SD033	● F017K4SD033



Beam Angle: 42°

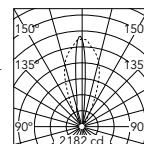
h(m)	E(%)	D(m)
1	983	0.76
2	246	1.51
3	109	2.27
4	61	3.03
5	39	3.78

@3000K

Optic Elliptical 12° x 40°

Power Led: 17W - LED 1863 lm ≠ OUTPUT 387 lm - 2200K/CRI 80 / 17W - LED 1932 lm ≠ OUTPUT 401 lm - 2700K/CRI 80 / 17W - LED 2070 lm ≠ OUTPUT 430 lm - 3000K/CRI 80 / 17W - LED 2139 lm ≠ OUTPUT 444 lm - 4000K/CRI 80

2200K	2700K	3000K	4000K
Non Dimmable	Non Dimmable	Non Dimmable	Non Dimmable
● F017K1TA006	● F017K2TA006	● F017K3TA006	● F017K4TA006
● F017K1TA033	● F017K2TA033	● F017K3TA033	● F017K4TA033
1-10V	1-10V	1-10V	1-10V
● F017K1TB006	● F017K2TB006	● F017K3TB006	● F017K4TB006
● F017K1TB033	● F017K2TB033	● F017K3TB033	● F017K4TB033
Dali	Dali	Dali	Dali
● F017K1TD006	● F017K2TD006	● F017K3TD006	● F017K4TD006
● F017K1TD033	● F017K2TD033	● F017K3TD033	● F017K4TD033

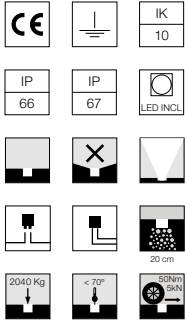
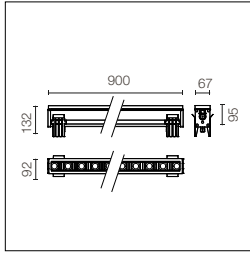


Beam Angle: 12°

h(m)	E(%)	D(m)
1	2181	0.21
2	545	0.42
3	242	0.62
4	136	0.83
5	87	1.04

@3000K

Ingraze Fixed Frameless L 900



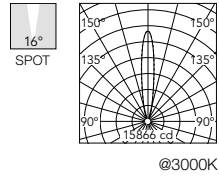
Sorgente high power LED inclusa e ottiche arretrate. Alimentazione elettrica 220-240V on off e dimmerabile 1-10V e dali. Cassaforma per l'installazione obbligatoria da ordinare separatamente. Precabato con connettori rapidi H₂O Stop presa/spina inclusi. ACT (Anti Corrosion Treatment) a richiesta.

High-power LED source included and rear lenses. 1-10V or DALI on-off and dimmable 220-240V power supply. Compulsory installation box to be ordered separately. Pre-wired with H₂O Stop quick connectors, plug/socket included. ACT (Anti-Corrosion Treatment) upon request.

Optic Spot 16°

Power Led: 26W - LED 2795 lm ≠ OUTPUT 2052 lm - 2200K/CRI 80 / 26W - LED 2898 lm ≠ OUTPUT 2128 lm - 2700K/CRI 80 / 26W - LED 3105 lm ≠ OUTPUT 2280 lm - 3000K/CRI 80 / 26W - LED 3209 lm ≠ OUTPUT 2536 lm - 4000K/CRI 80

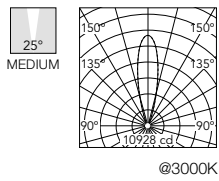
- | | | | |
|------------------------------|------------------------------|------------------------------|------------------------------|
| 2200K
Non Dimmable | 2700K
Non Dimmable | 3000K
Non Dimmable | 4000K
Non Dimmable |
| ● F017L1AA006 | ● F017L2AA006 | ● F017L3AA006 | ● F017L4AA006 |
| ● F017L1AA033 | ● F017L2AA033 | ● F017L3AA033 | ● F017L4AA033 |
| 1-10V | 1-10V | 1-10V | 1-10V |
| ● F017L1AB006 | ● F017L2AB006 | ● F017L3AB006 | ● F017L4AB006 |
| ● F017L1AB033 | ● F017L2AB033 | ● F017L3AB033 | ● F017L4AB033 |
| Dali | Dali | Dali | Dali |
| ● F017L1AD006 | ● F017L2AD006 | ● F017L3AD006 | ● F017L4AD006 |
| ● F017L1AD033 | ● F017L2AD033 | ● F017L3AD033 | ● F017L4AD033 |



Optic Medium 25°

Power Led: 26W - LED 2795 lm ≠ OUTPUT 2209 lm - 2200K/CRI 80 / 26W - LED 2898 lm ≠ OUTPUT 2291 lm - 2700K/CRI 80 / 26W - LED 3105 lm ≠ OUTPUT 2454 lm - 3000K/CRI 80 / 26W - LED 3209 lm ≠ OUTPUT 2536 lm - 4000K/CRI 80

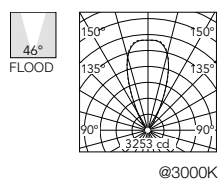
- | | | | |
|------------------------------|------------------------------|------------------------------|------------------------------|
| 2200K
Non Dimmable | 2700K
Non Dimmable | 3000K
Non Dimmable | 4000K
Non Dimmable |
| ● F017L1BA006 | ● F017L2BA006 | ● F017L3BA006 | ● F017L4BA006 |
| ● F017L1BA033 | ● F017L2BA033 | ● F017L3BA033 | ● F017L4BA033 |
| 1-10V | 1-10V | 1-10V | 1-10V |
| ● F017L1BB006 | ● F017L2BB006 | ● F017L3BB006 | ● F017L4BB006 |
| ● F017L1BB033 | ● F017L2BB033 | ● F017L3BB033 | ● F017L4BB033 |
| Dali | Dali | Dali | Dali |
| ● F017L1BD006 | ● F017L2BD006 | ● F017L3BD006 | ● F017L4BD006 |
| ● F017L1BD033 | ● F017L2BD033 | ● F017L3BD033 | ● F017L4BD033 |



Optic Flood 46°

Power Led: 26W - LED 2795 lm ≠ OUTPUT 1924 lm - 2200K/CRI 80 / 26W - LED 2898 lm ≠ OUTPUT 1995 lm - 2700K/CRI 80 / 26W - LED 3105 lm ≠ OUTPUT 2138 lm - 3000K/CRI 80 / 26W - LED 3209 lm ≠ OUTPUT 2209 lm - 4000K/CRI 80

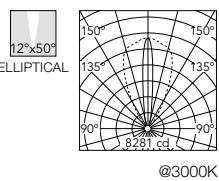
- | | | | |
|------------------------------|------------------------------|------------------------------|------------------------------|
| 2200K
Non Dimmable | 2700K
Non Dimmable | 3000K
Non Dimmable | 4000K
Non Dimmable |
| ● F017L1CA006 | ● F017L2CA006 | ● F017L3CA006 | ● F017L4CA006 |
| ● F017L1CA033 | ● F017L2CA033 | ● F017L3CA033 | ● F017L4CA033 |
| 1-10V | 1-10V | 1-10V | 1-10V |
| ● F017L1CB006 | ● F017L2CB006 | ● F017L3CB006 | ● F017L4CB006 |
| ● F017L1CB033 | ● F017L2CB033 | ● F017L3CB033 | ● F017L4CB033 |
| Dali | Dali | Dali | Dali |
| ● F017L1CD006 | ● F017L2CD006 | ● F017L3CD006 | ● F017L4CD006 |
| ● F017L1CD033 | ● F017L2CD033 | ● F017L3CD033 | ● F017L4CD033 |

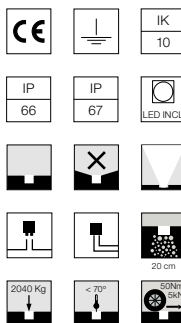
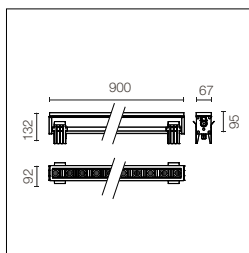


Optic Elliptical 12° x 50°

Power Led: 26W - LED 2795 lm ≠ OUTPUT 1929 lm - 2200K/CRI 80 / 26W - LED 2898 lm ≠ OUTPUT 2001 lm - 2700K/CRI 80 / 26W - LED 3105 lm ≠ OUTPUT 2144 lm - 3000K/CRI 80 / 26W - LED 3209 lm ≠ OUTPUT 2215 lm - 4000K/CRI 80

- | | | | |
|------------------------------|------------------------------|------------------------------|------------------------------|
| 2200K
Non Dimmable | 2700K
Non Dimmable | 3000K
Non Dimmable | 4000K
Non Dimmable |
| ● F017L1DA006 | ● F017L2DA006 | ● F017L3DA006 | ● F017L4DA006 |
| ● F017L1DA033 | ● F017L2DA033 | ● F017L3DA033 | ● F017L4DA033 |
| 1-10V | 1-10V | 1-10V | 1-10V |
| ● F017L1DB006 | ● F017L2DB006 | ● F017L3DB006 | ● F017L4DB006 |
| ● F017L1DB033 | ● F017L2DB033 | ● F017L3DB033 | ● F017L4DB033 |
| Dali | Dali | Dali | Dali |
| ● F017L1DD006 | ● F017L2DD006 | ● F017L3DD006 | ● F017L4DD006 |
| ● F017L1DD033 | ● F017L2DD033 | ● F017L3DD033 | ● F017L4DD033 |





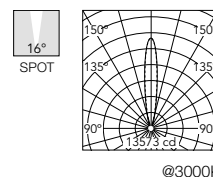
Sorgente high power LED inclusa e ottiche arretrate equipaggiate con griglia frangiluce antiabbagliamento. Alimentazione elettrica 220-240V on off e dimmerabile 1-10V e dali.
Cassaforma per l'installazione obbligatoria da ordinare separatamente.
Precablato con connettori rapidi H₂O Stop presa/spina inclusi.
ACT (Anti Corrosion Treatment) a richiesta.

High-power LED source included and rear lenses equipped with anti-glare diffuser grille. 1-10V or DALI on-off and dimmable 220-240V power supply.
Compulsory installation box to be ordered separately.
Pre-wired with H₂O Stop quick connectors, plug/socket included.
ACT (Anti-Corrosion Treatment) upon request.

Optic Spot 16°

Power Led: 26W - LED 2795 lm ≠ OUTPUT 1505 lm - 2200K/CRI 80 / 26W - LED 2898 lm ≠ OUTPUT 1560 lm - 2700K/CRI 80 / 26W - LED 3105 lm ≠ OUTPUT 1672 lm - 3000K/CRI 80 / 26W - LED 3209 lm ≠ OUTPUT 1728 lm - 4000K/CRI 80

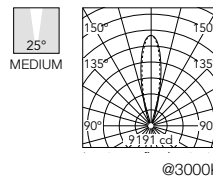
2200K	2700K	3000K	4000K
Non Dimmable	Non Dimmable	Non Dimmable	Non Dimmable
● F017L1HA006	● F017L2HA006	● F017L3HA006	● F017L4HA006
● F017L1HA033	● F017L2HA033	● F017L3HA033	● F017L4HA033
1-10V	1-10V	1-10V	1-10V
● F017L1HB006	● F017L2HB006	● F017L3HB006	● F017L4HB006
● F017L1HB033	● F017L2HB033	● F017L3HB033	● F017L4HB033
Dali	Dali	Dali	Dali
● F017L1HD006	● F017L2HD006	● F017L3HD006	● F017L4HD006
● F017L1HD033	● F017L2HD033	● F017L3HD033	● F017L4HD033



Optic Medium 25°

Power Led: 26W - LED 2795 lm ≠ OUTPUT 1594 lm - 2200K/CRI 80 / 26W - LED 2898 lm ≠ OUTPUT 1653 lm - 2700K/CRI 80 / 26W - LED 3105 lm ≠ OUTPUT 1771 lm - 3000K/CRI 80 / 26W - LED 3209 lm ≠ OUTPUT 1830 lm - 4000K/CRI 80

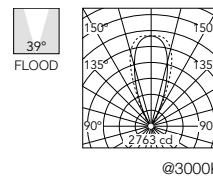
2200K	2700K	3000K	4000K
Non Dimmable	Non Dimmable	Non Dimmable	Non Dimmable
● F017L1JA006	● F017L2JA006	● F017L3JA006	● F017L4JA006
● F017L1JA033	● F017L2JA033	● F017L3JA033	● F017L4JA033
1-10V	1-10V	1-10V	1-10V
● F017L1JB006	● F017L2JB006	● F017L3JB006	● F017L4JB006
● F017L1JB033	● F017L2JB033	● F017L3JB033	● F017L4JB033
Dali	Dali	Dali	Dali
● F017L1JD006	● F017L2JD006	● F017L3JD006	● F017L4JD006
● F017L1JD033	● F017L2JD033	● F017L3JD033	● F017L4JD033



Optic Flood 39°

Power Led: 26W - LED 2795 lm ≠ OUTPUT 1233 lm - 2200K/CRI 80 / 26W - LED 2898 lm ≠ OUTPUT 1278 lm - 2700K/CRI 80 / 26W - LED 3105 lm ≠ OUTPUT 1370 lm - 3000K/CRI 80 / 26W - LED 3209 lm ≠ OUTPUT 1415 lm - 4000K/CRI 80

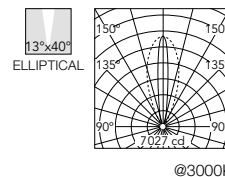
2200K	2700K	3000K	4000K
Non Dimmable	Non Dimmable	Non Dimmable	Non Dimmable
● F017L1KA006	● F017L2KA006	● F017L3KA006	● F017L4KA006
● F017L1KA033	● F017L2KA033	● F017L3KA033	● F017L4KA033
1-10V	1-10V	1-10V	1-10V
● F017L1KB006	● F017L2KB006	● F017L3KB006	● F017L4KB006
● F017L1KB033	● F017L2KB033	● F017L3KB033	● F017L4KB033
Dali	Dali	Dali	Dali
● F017L1KD006	● F017L2KD006	● F017L3KD006	● F017L4KD006
● F017L1KD033	● F017L2KD033	● F017L3KD033	● F017L4KD033



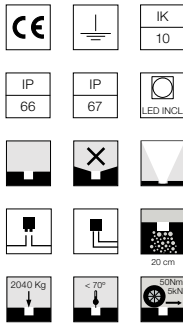
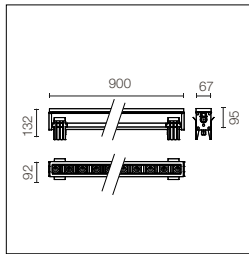
Optic Elliptical 13° x 40°

Power Led: 26W - LED 2795 lm ≠ OUTPUT 1229 lm - 2200K/CRI 80 / 26W - LED 2898 lm ≠ OUTPUT 1275 lm - 2700K/CRI 80 / 26W - LED 3105 lm ≠ OUTPUT 1366 lm - 3000K/CRI 80 / 26W - LED 3209 lm ≠ OUTPUT 1411 lm - 4000K/CRI 80

2200K	2700K	3000K	4000K
Non Dimmable	Non Dimmable	Non Dimmable	Non Dimmable
● F017L1LA006	● F017L2LA006	● F017L3LA006	● F017L4LA006
● F017L1LA033	● F017L2LA033	● F017L3LA033	● F017L4LA033
1-10V	1-10V	1-10V	1-10V
● F017L1LB006	● F017L2LB006	● F017L3LB006	● F017L4LB006
● F017L1LB033	● F017L2LB033	● F017L3LB033	● F017L4LB033
Dali	Dali	Dali	Dali
● F017L1LD006	● F017L2LD006	● F017L3LD006	● F017L4LD006
● F017L1LD033	● F017L2LD033	● F017L3LD033	● F017L4LD033



Ingraze Fixed Frameless + Asymmetric Louvre L 900



Sorgente high power LED inclusa e ottiche arretrate equipaggiate con griglia frangiluce asimmetrica antiabbagliamento. Alimentazione elettrica 220-240V on off e dimmerabile 1-10V e dali.
Cassaforma per l'installazione obbligatoria da ordinare separatamente.
Precabato con connettori rapidi H₂O Stop presa/spina inclusi. ACT (Anti Corrosion Treatment) a richiesta.

High-power LED source included and rear lenses equipped with anti-glare asymmetrical diffuser grille. 1-10V or DALI on-off and dimmable 220-240V power supply. Compulsory installation box to be ordered separately. Pre-wired with H₂O Stop quick connectors, plug/socket included. ACT (Anti-Corrosion Treatment) upon request.

Optic Spot 15°

Power Led: 26W - LED 2795 lm ≠ OUTPUT 715 lm - 2200K/CRI 80 / 26W - LED 2898 lm ≠ OUTPUT 742 lm - 2700K/CRI 80 / 26W - LED 3105 lm ≠ OUTPUT 795 lm - 3000K/CRI 80 / 26W - LED 3209 lm ≠ OUTPUT 821 lm - 4000K/CRI 80

2200K

Non Dimmable

- F017L1QA006
- F017L1QA033
- 1-10V
- F017L1QB006
- F017L1QB033
- Dali
- F017L1QD006
- F017L1QD033

2700K

Non Dimmable

- F017L2QA006
- F017L2QA033
- 1-10V
- F017L2QB006
- F017L2QB033
- Dali
- F017L2QD006
- F017L2QD033

3000K

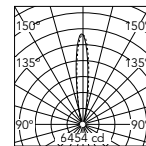
Non Dimmable

- F017L3QA006
- F017L3QA033
- 1-10V
- F017L3QB006
- F017L3QB033
- Dali
- F017L3QD006
- F017L3QD033

4000K

Non Dimmable

- F017L4QA006
- F017L4QA033
- 1-10V
- F017L4QB006
- F017L4QB033
- Dali
- F017L4QD006
- F017L4QD033



Beam Angle: 15°	h(m)	E(lx)	D(m)
1	6451	0.25	
2	1613	0.51	
3	717	0.76	
4	403	1.02	
5	258	1.27	

@3000K

Optic Medium 25°

Power Led: 26W - LED 2795 lm ≠ OUTPUT 757 lm - 2200K/CRI 80 / 26W - LED 2898 lm ≠ OUTPUT 785 lm - 2700K/CRI 80 / 26W - LED 3105 lm ≠ OUTPUT 841 lm - 3000K/CRI 80 / 26W - LED 3209 lm ≠ OUTPUT 869 lm - 4000K/CRI 80

2200K

Non Dimmable

- F017L1RA006
- F017L1RA033
- 1-10V
- F017L1RB006
- F017L1RB033
- Dali
- F017L1RD006
- F017L1RD033

2700K

Non Dimmable

- F017L2RA006
- F017L2RA033
- 1-10V
- F017L2RB006
- F017L2RB033
- Dali
- F017L2RD006
- F017L2RD033

3000K

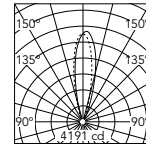
Non Dimmable

- F017L3RA006
- F017L3RA033
- 1-10V
- F017L3RB006
- F017L3RB033
- Dali
- F017L3RD006
- F017L3RD033

4000K

Non Dimmable

- F017L4RA006
- F017L4RA033
- 1-10V
- F017L4RB006
- F017L4RB033
- Dali
- F017L4RD006
- F017L4RD033



Beam Angle: 25°	h(m)	E(lx)	D(m)
1	4183	0.45	
2	1046	0.89	
3	465	1.34	
4	261	1.78	
5	167	2.23	

@3000K

Optic Flood 42°

Power Led: 26W - LED 2795 lm ≠ OUTPUT 606 lm - 2200K/CRI 80 / 26W - LED 2898 lm ≠ OUTPUT 628 lm - 2700K/CRI 80 / 26W - LED 3105 lm ≠ OUTPUT 673 lm - 3000K/CRI 80 / 26W - LED 3209 lm ≠ OUTPUT 696 lm - 4000K/CRI 80

2200K

Non Dimmable

- F017L1SA006
- F017L1SA033
- 1-10V
- F017L1SB006
- F017L1SB033
- Dali
- F017L1SD006
- F017L1SD033

2700K

Non Dimmable

- F017L2SA006
- F017L2SA033
- 1-10V
- F017L2SB006
- F017L2SB033
- Dali
- F017L2SD006
- F017L2SD033

3000K

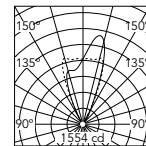
Non Dimmable

- F017L3SA006
- F017L3SA033
- 1-10V
- F017L3SB006
- F017L3SB033
- Dali
- F017L3SD006
- F017L3SD033

4000K

Non Dimmable

- F017L4SA006
- F017L4SA033
- 1-10V
- F017L4SB006
- F017L4SB033
- Dali
- F017L4SD006
- F017L4SD033



Beam Angle: 42°	h(m)	E(lx)	D(m)
1	1474	0.76	
2	368	1.51	
3	164	2.27	
4	92	3.03	
5	59	3.78	

@3000K

Optic Elliptical 12° x 40°

Power Led: 26W - LED 2795 lm ≠ OUTPUT 580 lm - 2200K/CRI 80 / 26W - LED 2898 lm ≠ OUTPUT 602 lm - 2700K/CRI 80 / 26W - LED 3105 lm ≠ OUTPUT 645 lm - 3000K/CRI 80 / 26W - LED 3209 lm ≠ OUTPUT 666 lm - 4000K/CRI 80

2200K

Non Dimmable

- F017L1TA006
- F017L1TA033
- 1-10V
- F017L1TB006
- F017L1TB033
- Dali
- F017L1TD006
- F017L1TD033

2700K

Non Dimmable

- F017L2TA006
- F017L2TA033
- 1-10V
- F017L2TB006
- F017L2TB033
- Dali
- F017L2TD006
- F017L2TD033

3000K

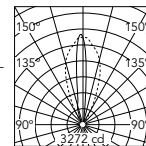
Non Dimmable

- F017L3TA006
- F017L3TA033
- 1-10V
- F017L3TB006
- F017L3TB033
- Dali
- F017L3TD006
- F017L3TD033

4000K

Non Dimmable

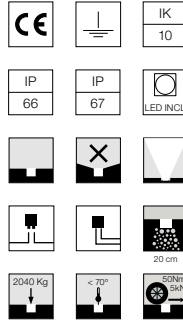
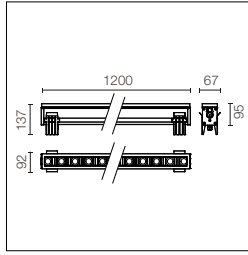
- F017L4TA006
- F017L4TA033
- 1-10V
- F017L4TB006
- F017L4TB033
- Dali
- F017L4TD006
- F017L4TD033



Beam Angle: 12°	h(m)	E(lx)	D(m)
1	3271	0.21	
2	818	0.42	
3	363	0.62	
4	204	0.83	
5	131	1.04	

@3000K

Ingraze Fixed Frameless L 1200



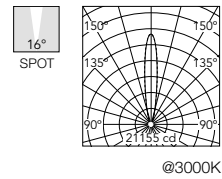
Sorgente high power LED inclusa e ottiche arretrate. Alimentazione elettrica 220-240V on off e dimmerabile 1-10V e dali. Cassaforma per l'installazione obbligatoria da ordinare separatamente. Precabato con connettori rapidi H₂O Stop presa/spina inclusi. ACT (Anti Corrosion Treatment) a richiesta.

High-power LED source included and rear lenses. 1-10V or DALI on-off and dimmable 220-240V power supply. Compulsory installation box to be ordered separately. Pre-wired with H₂O Stop quick connectors, plug/socket included. ACT (Anti-Corrosion Treatment) upon request.

Optic Spot 16°

Power Led: 33,5W - LED 3726 lm ≠ OUTPUT 2736 lm - 2200K/CRI 80 / 33,5W - LED 3864 lm ≠ OUTPUT 2837 lm - 2700K/CRI 80 / 33,5W - LED 4140 lm ≠ OUTPUT 3040 lm - 3000K/CRI 80 / 33,5W - LED 4278 lm ≠ OUTPUT 3141 lm - 4000K/CRI 80

2200K	2700K	3000K	4000K
Non Dimmable	Non Dimmable	Non Dimmable	Non Dimmable
● F017M1AA006	● F017M2AA006	● F017M3AA006	● F017M4AA006
● F017M1AA033	● F017M2AA033	● F017M3AA033	● F017M4AA033
1-10V	1-10V	1-10V	1-10V
● F017M1AB006	● F017M2AB006	● F017M3AB006	● F017M4AB006
● F017M1AB033	● F017M2AB033	● F017M3AB033	● F017M4AB033
Dali	Dali	Dali	Dali
● F017M1AD006	● F017M2AD006	● F017M3AD006	● F017M4AD006
● F017M1AD033	● F017M2AD033	● F017M3AD033	● F017M4AD033



Beam Angle: 16°

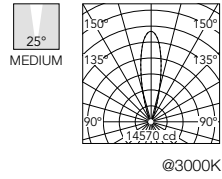
h(m)	E(ft)	D(m)
1	21155	0.27
2	5289	0.55
3	2351	0.82
4	1322	1.09
5	846	1.37

@3000K

Optic Medium 25°

Power Led: 33,5W - LED 3726 lm ≠ OUTPUT 2945 lm - 2200K/CRI 80 / 33,5W - LED 3864 lm ≠ OUTPUT 3054 lm - 2700K/CRI 80 / 33,5W - LED 4140 lm ≠ OUTPUT 3272 lm - 3000K/CRI 80 / 33,5W - LED 4278 lm ≠ OUTPUT 3381 lm - 4000K/CRI 80

2200K	2700K	3000K	4000K
Non Dimmable	Non Dimmable	Non Dimmable	Non Dimmable
● F017M1BA006	● F017M2BA006	● F017M3BA006	● F017M4BA006
● F017M1BA033	● F017M2BA033	● F017M3BA033	● F017M4BA033
1-10V	1-10V	1-10V	1-10V
● F017M1BB006	● F017M2BB006	● F017M3BB006	● F017M4BB006
● F017M1BB033	● F017M2BB033	● F017M3BB033	● F017M4BB033
Dali	Dali	Dali	Dali
● F017M1BD006	● F017M2BD006	● F017M3BD006	● F017M4BD006
● F017M1BD033	● F017M2BD033	● F017M3BD033	● F017M4BD033



Beam Angle: 25°

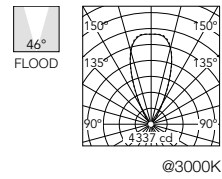
h(m)	E(ft)	D(m)
1	14570	0.44
2	3643	0.88
3	1619	1.32
4	911	1.76
5	583	2.20

@3000K

Optic Flood 46°

Power Led: 33,5W - LED 3726 lm ≠ OUTPUT 2565 lm - 2200K/CRI 80 / 33,5W - LED 3864 lm ≠ OUTPUT 2660 lm - 2700K/CRI 80 / 33,5W - LED 4140 lm ≠ OUTPUT 2850 lm - 3000K/CRI 80 / 33,5W - LED 4278 lm ≠ OUTPUT 2945 lm - 4000K/CRI 80

2200K	2700K	3000K	4000K
Non Dimmable	Non Dimmable	Non Dimmable	Non Dimmable
● F017M1CA006	● F017M2CA006	● F017M3CA006	● F017M4CA006
● F017M1CA033	● F017M2CA033	● F017M3CA033	● F017M4CA033
1-10V	1-10V	1-10V	1-10V
● F017M1CB006	● F017M2CB006	● F017M3CB006	● F017M4CB006
● F017M1CB033	● F017M2CB033	● F017M3CB033	● F017M4CB033
Dali	Dali	Dali	Dali
● F017M1CD006	● F017M2CD006	● F017M3CD006	● F017M4CD006
● F017M1CD033	● F017M2CD033	● F017M3CD033	● F017M4CD033



Beam Angle: 46°

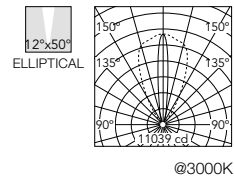
h(m)	E(ft)	D(m)
1	4316	0.85
2	1079	1.71
3	480	2.56
4	270	3.42
5	173	4.27

@3000K

Optic Elliptical 12° x 50°

Power Led: 33,5W - LED 3726 lm ≠ OUTPUT 2572 lm - 2200K/CRI 80 / 33,5W - LED 3864 lm ≠ OUTPUT 2668 lm - 2700K/CRI 80 / 33,5W - LED 4140 lm ≠ OUTPUT 2858 lm - 3000K/CRI 80 / 33,5W - LED 4278 lm ≠ OUTPUT 2953 lm - 4000K/CRI 80

2200K	2700K	3000K	4000K
Non Dimmable	Non Dimmable	Non Dimmable	Non Dimmable
● F017M1DA006	● F017M2DA006	● F017M3DA006	● F017M4DA006
● F017M1DA033	● F017M2DA033	● F017M3DA033	● F017M4DA033
1-10V	1-10V	1-10V	1-10V
● F017M1DB006	● F017M2DB006	● F017M3DB006	● F017M4DB006
● F017M1DB033	● F017M2DB033	● F017M3DB033	● F017M4DB033
Dali	Dali	Dali	Dali
● F017M1DD006	● F017M2DD006	● F017M3DD006	● F017M4DD006
● F017M1DD033	● F017M2DD033	● F017M3DD033	● F017M4DD033

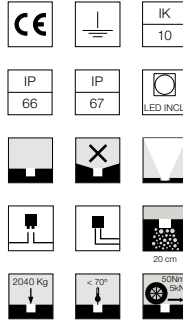
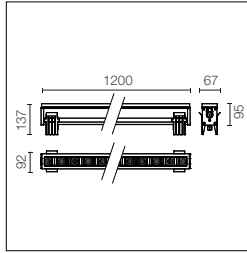


Beam Angle: 12°

h(m)	E(ft)	D(m)
1	11037	0.22
2	2759	0.44
3	1226	0.66
4	690	0.87
5	441	1.09

@3000K

Ingraze Fixed Frameless + Linear Louvre L 1200



Sorgente high power LED inclusa e ottiche arretrate equipaggiate con griglia frangiluce antiabbagliamento. Alimentazione elettrica 220-240V on off e dimmerabile 1-10V e dali.
Cassaforma per l'installazione obbligatoria da ordinare separatamente.
Precabato con connettori rapidi H₂O Stop presa/spina inclusi. ACT (Anti Corrosion Treatment) a richiesta.

High-power LED source included and rear lenses equipped with anti-glare diffuser grille. 1-10V or DALI on-off and dimmable 220-240V power supply.
Compulsory installation box to be ordered separately.
Pre-wired with H₂O Stop quick connectors, plug/socket included. ACT (Anti-Corrosion Treatment) upon request.

Optic Spot 16°

Power Led: 33,5W - LED 3726 lm ≠ OUTPUT 2006 lm - 2200K/CRI 80 / 33,5W - LED 3864 lm ≠ OUTPUT 2080 lm - 2700K/CRI 80 / 33,5W - LED 4140 lm ≠ OUTPUT 2229 lm - 3000K/CRI 80 / 33,5W - LED 4278 lm ≠ OUTPUT 2303 lm - 4000K/CRI 80

2200K

Non Dimmable

- F017M1HA006
- F017M1HA033
- 1-10V
- F017M1HB006
- F017M1HB033
- Dali
- F017M1HD006
- F017M1HD033

2700K

Non Dimmable

- F017M2HA006
- F017M2HA033
- 1-10V
- F017M2HB006
- F017M2HB033
- Dali
- F017M2HD006
- F017M2HD033

3000K

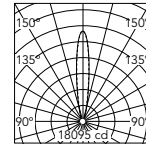
Non Dimmable

- F017M3HA006
- F017M3HA033
- 1-10V
- F017M3HB006
- F017M3HB033
- Dali
- F017M3HD006
- F017M3HD033

4000K

Non Dimmable

- F017M4HA006
- F017M4HA033
- 1-10V
- F017M4HB006
- F017M4HB033
- Dali
- F017M4HD006
- F017M4HD033



@3000K

Beam Angle: 16°	h(m)	E(lx)	Dxm
1	18095	0.28	
2	4524	0.56	
3	2011	0.83	
4	1131	1.11	
5	724	1.39	

Optic Medium 25°

Power Led: 33,5W - LED 3726 lm ≠ OUTPUT 2125 lm - 2200K/CRI 80 / 33,5W - LED 3864 lm ≠ OUTPUT 2203 lm - 2700K/CRI 80 / 33,5W - LED 4140 lm ≠ OUTPUT 2361 lm - 3000K/CRI 80 / 33,5W - LED 4278 lm ≠ OUTPUT 2439 lm - 4000K/CRI 80

2200K

Non Dimmable

- F017M1JA006
- F017M1JA033
- 1-10V
- F017M1JB006
- F017M1JB033
- Dali
- F017M1JD006
- F017M1JD033

2700K

Non Dimmable

- F017M2JA006
- F017M2JA033
- 1-10V
- F017M2JB006
- F017M2JB033
- Dali
- F017M2JD006
- F017M2JD033

3000K

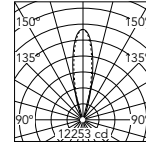
Non Dimmable

- F017M3JA006
- F017M3JA033
- 1-10V
- F017M3JB006
- F017M3JB033
- Dali
- F017M3JD006
- F017M3JD033

4000K

Non Dimmable

- F017M4JA006
- F017M4JA033
- 1-10V
- F017M4JB006
- F017M4JB033
- Dali
- F017M4JD006
- F017M4JD033



@3000K

Beam Angle: 25°	h(m)	E(lx)	Dxm
1	12253	0.44	
2	3063	0.87	
3	1361	1.31	
4	766	1.74	
5	490	2.18	

Optic Flood 39°

Power Led: 33,5W - LED 3726 lm ≠ OUTPUT 1643 lm - 2200K/CRI 80 / 33,5W - LED 3864 lm ≠ OUTPUT 1704 lm - 2700K/CRI 80 / 33,5W - LED 4140 lm ≠ OUTPUT 1826 lm - 3000K/CRI 80 / 33,5W - LED 4278 lm ≠ OUTPUT 1887 lm - 4000K/CRI 80

2200K

Non Dimmable

- F017M1KA006
- F017M1KA033
- 1-10V
- F017M1KB006
- F017M1KB033
- Dali
- F017M1KD006
- F017M1KD033

2700K

Non Dimmable

- F017M2KA006
- F017M2KA033
- 1-10V
- F017M2KB006
- F017M2KB033
- Dali
- F017M2KD006
- F017M2KD033

3000K

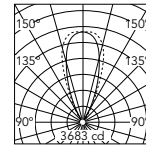
Non Dimmable

- F017M3KA006
- F017M3KA033
- 1-10V
- F017M3KB006
- F017M3KB033
- Dali
- F017M3KD006
- F017M3KD033

4000K

Non Dimmable

- F017M4KA006
- F017M4KA033
- 1-10V
- F017M4KB006
- F017M4KB033
- Dali
- F017M4KD006
- F017M4KD033



@3000K

Beam Angle: 39°	h(m)	E(lx)	Dxm
1	3672	0.71	
2	918	1.43	
3	408	2.14	
4	230	2.86	
5	147	3.57	

Optic Elliptical 13° x 40°

Power Led: 33,5W - LED 3726 lm ≠ OUTPUT 1639 lm - 2200K/CRI 80 / 33,5W - LED 3864 lm ≠ OUTPUT 1700 lm - 2700K/CRI 80 / 33,5W - LED 4140 lm ≠ OUTPUT 1821 lm - 3000K/CRI 80 / 33,5W - LED 4278 lm ≠ OUTPUT 1882 lm - 4000K/CRI 80

2200K

Non Dimmable

- F017M1LA006
- F017M1LA033
- 1-10V
- F017M1LB006
- F017M1LB033
- Dali
- F017M1LD006
- F017M1LD033

2700K

Non Dimmable

- F017M2LA006
- F017M2LA033
- 1-10V
- F017M2LB006
- F017M2LB033
- Dali
- F017M2LD006
- F017M2LD033

3000K

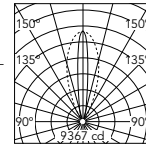
Non Dimmable

- F017M3LA006
- F017M3LA033
- 1-10V
- F017M3LB006
- F017M3LB033
- Dali
- F017M3LD006
- F017M3LD033

4000K

Non Dimmable

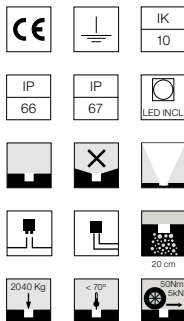
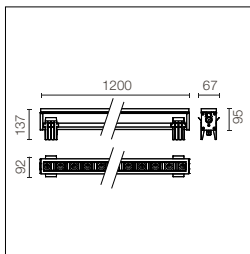
- F017M4LA006
- F017M4LA033
- 1-10V
- F017M4LB006
- F017M4LB033
- Dali
- F017M4LD006
- F017M4LD033



@3000K

Beam Angle: 13°	h(m)	E(lx)	Dxm
1	9367	0.22	
2	2342	0.44	
3	1041	0.67	
4	585	0.89	
5	375	1.11	

Ingraze Fixed Frameless + Asymmetric Louvre L 1200



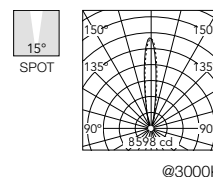
Sorgente high power LED inclusa e ottiche arretrate equipaggiate con griglia frangiluce asimmetrica antiabbagliamento. Alimentazione elettrica 220-240V on off e dimmerabile 1-10V e dali.
Cassaforma per l'installazione obbligatoria da ordinare separatamente.
Precabato con connettori rapidi H₂O Stop presa/spina inclusi.
ACT (Anti Corrosion Treatment) a richiesta.

High-power LED source included and rear lenses equipped with anti-glare asymmetrical diffuser grille. 1-10V or DALI on-off and dimmable 220-240V power supply.
Compulsory installation box to be ordered separately.
Pre-wired with H₂O Stop quick connectors, plug/socket included.
ACT (Anti-Corrosion Treatment) upon request.

Optic Spot 15°

Power Led: 33,5W - LED 3726 lm ≠ OUTPUT 954 lm - 2200K/CRI 80 / 33,5W - LED 3864 lm ≠ OUTPUT 989 lm - 2700K/CRI 80 / 33,5W - LED 4140 lm ≠ OUTPUT 1059 lm - 3000K/CRI 80 / 33,5W - LED 4278 lm ≠ OUTPUT 1095 lm - 4000K/CRI 80

2200K	2700K	3000K	4000K
Non Dimmable	Non Dimmable	Non Dimmable	Non Dimmable
● F017M1QA006	● F017M2QA006	● F017M3QA006	● F017M4QA006
● F017M1QA033	● F017M2QA033	● F017M3QA033	● F017M4QA033
1-10V	1-10V	1-10V	1-10V
● F017M1QB006	● F017M2QB006	● F017M3QB006	● F017M4QB006
● F017M1QB033	● F017M2QB033	● F017M3QB033	● F017M4QB033
Dali	Dali	Dali	Dali
● F017M1QD006	● F017M2QD006	● F017M3QD006	● F017M4QD006
● F017M1QD033	● F017M2QD033	● F017M3QD033	● F017M4QD033



Beam Angle: 15°

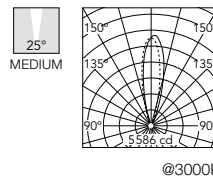
h(m)	E(ft)	D(m)
1	8593	0.25
2	2148	0.51
3	955	0.76
4	537	1.02
5	344	1.27

@3000K

Optic Medium 25°

Power Led: 33,5W - LED 3726 lm ≠ OUTPUT 1009 lm - 2200K/CRI 80 / 33,5W - LED 3864 lm ≠ OUTPUT 1046 lm - 2700K/CRI 80 / 33,5W - LED 4140 lm ≠ OUTPUT 1121 lm - 3000K/CRI 80 / 33,5W - LED 4278 lm ≠ OUTPUT 1158 lm - 4000K/CRI 80

2200K	2700K	3000K	4000K
Non Dimmable	Non Dimmable	Non Dimmable	Non Dimmable
● F017M1RA006	● F017M2RA006	● F017M3RA006	● F017M4RA006
● F017M1RA033	● F017M2RA033	● F017M3RA033	● F017M4RA033
1-10V	1-10V	1-10V	1-10V
● F017M1RB006	● F017M2RB006	● F017M3RB006	● F017M4RB006
● F017M1RB033	● F017M2RB033	● F017M3RB033	● F017M4RB033
Dali	Dali	Dali	Dali
● F017M1RD006	● F017M2RD006	● F017M3RD006	● F017M4RD006
● F017M1RD033	● F017M2RD033	● F017M3RD033	● F017M4RD033



Beam Angle: 25°

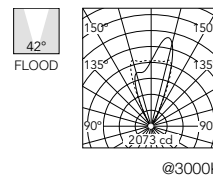
h(m)	E(ft)	D(m)
1	5576	0.45
2	1394	0.89
3	620	1.34
4	349	1.78
5	223	2.23

@3000K

Optic Flood 42°

Power Led: 33,5W - LED 3726 lm ≠ OUTPUT 808 lm - 2200K/CRI 80 / 33,5W - LED 3864 lm ≠ OUTPUT 838 lm - 2700K/CRI 80 / 33,5W - LED 4140 lm ≠ OUTPUT 898 lm - 3000K/CRI 80 / 33,5W - LED 4278 lm ≠ OUTPUT 928 lm - 4000K/CRI 80

2200K	2700K	3000K	4000K
Non Dimmable	Non Dimmable	Non Dimmable	Non Dimmable
● F017M1SA006	● F017M2SA006	● F017M3SA006	● F017M4SA006
● F017M1SA033	● F017M2SA033	● F017M3SA033	● F017M4SA033
1-10V	1-10V	1-10V	1-10V
● F017M1SB006	● F017M2SB006	● F017M3SB006	● F017M4SB006
● F017M1SB033	● F017M2SB033	● F017M3SB033	● F017M4SB033
Dali	Dali	Dali	Dali
● F017M1SD006	● F017M2SD006	● F017M3SD006	● F017M4SD006
● F017M1SD033	● F017M2SD033	● F017M3SD033	● F017M4SD033



Beam Angle: 42°

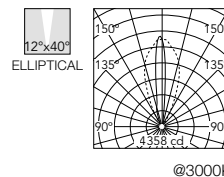
h(m)	E(ft)	D(m)
1	1967	0.76
2	492	1.51
3	219	2.27
4	123	3.03
5	79	3.78

@3000K

Optic Elliptical 12° x 40°

Power Led: 33,5W - LED 3726 lm ≠ OUTPUT 773 lm - 2200K/CRI 80 / 33,5W - LED 3864 lm ≠ OUTPUT 802 lm - 2700K/CRI 80 / 33,5W - LED 4140 lm ≠ OUTPUT 859 lm - 3000K/CRI 80 / 33,5W - LED 4278 lm ≠ OUTPUT 888 lm - 4000K/CRI 80

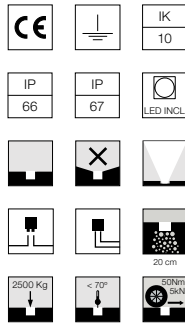
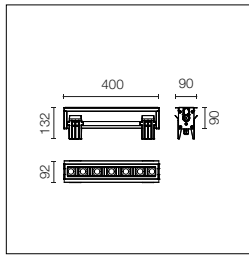
2200K	2700K	3000K	4000K
Non Dimmable	Non Dimmable	Non Dimmable	Non Dimmable
● F017M1TA006	● F017M2TA006	● F017M3TA006	● F017M4TA006
● F017M1TA033	● F017M2TA033	● F017M3TA033	● F017M4TA033
1-10V	1-10V	1-10V	1-10V
● F017M1TB006	● F017M2TB006	● F017M3TB006	● F017M4TB006
● F017M1TB033	● F017M2TB033	● F017M3TB033	● F017M4TB033
Dali	Dali	Dali	Dali
● F017M1TD006	● F017M2TD006	● F017M3TD006	● F017M4TD006
● F017M1TD033	● F017M2TD033	● F017M3TD033	● F017M4TD033



Beam Angle: 12°

h(m)	E(ft)	D(m)
1	4356	0.21
2	1089	0.42
3	484	0.62
4	272	0.83
5	174	1.04

@3000K



Sorgente high power LED inclusa e ottiche arretrate. Alimentazione elettrica 220-240V on off e dimmerabile 1-10V e dali. Cassaforma per l'installazione obbligatoria da ordinare separatamente. Precabato con connettori rapidi H₂O Stop presa/spina inclusi. ACT (Anti Corrosion Treatment) a richiesta.

High-power LED source included and rear lenses. 1-10V or DALI on-off and dimmable 220-240V power supply. Compulsory installation box to be ordered separately. Pre-wired with H₂O Stop quick connectors, plug/socket included. ACT (Anti-Corrosion Treatment) upon request.

Optic Spot 16°

Power Led: 12,5W - LED 1304 lm ≠ OUTPUT 958 lm - 2200K/CRI 80 / 12,5W - LED 1352 lm ≠ OUTPUT 993 lm - 2700K/CRI 80 / 12,5W - LED 1449 lm ≠ OUTPUT 1064 lm - 3000K/CRI 80 / 12,5W - LED 1497 lm ≠ OUTPUT 1100 lm - 4000K/CRI 80

2200K

- Non Dimmable
- F017E1AA006
- F017E1AA033
- 1-10V
- F017E1AB006
- F017E1AB033
- Dali
- F017E1AD006
- F017E1AD033

2700K

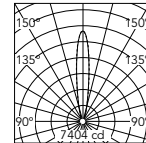
- Non Dimmable
- F017E2AA006
- F017E2AA033
- 1-10V
- F017E2AB006
- F017E2AB033
- Dali
- F017E2AD006
- F017E2AD033

3000K

- Non Dimmable
- F017E3AA006
- F017E3AA033
- 1-10V
- F017E3AB006
- F017E3AB033
- Dali
- F017E3AD006
- F017E3AD033

4000K

- Non Dimmable
- F017E4AA006
- F017E4AA033
- 1-10V
- F017E4AB006
- F017E4AB033
- Dali
- F017E4AD006
- F017E4AD033



@3000K

Beam Angle: 16°

h(m)	E(lx)	D(m)
1	7404	0.27
2	1851	0.55
3	823	0.82
4	463	1.09
5	296	1.37

Optic Medium 25°

Power Led: 12,5W - LED 1304 lm ≠ OUTPUT 1031 lm - 2200K/CRI 80 / 12,5W - LED 1352 lm ≠ OUTPUT 1069 lm - 2700K/CRI 80 / 12,5W - LED 1449 lm ≠ OUTPUT 1146 lm - 3000K/CRI 80 / 12,5W - LED 1497 lm ≠ OUTPUT 1184 lm - 4000K/CRI 80

2200K

- Non Dimmable
- F017E1BA006
- F017E1BA033
- 1-10V
- F017E1BB006
- F017E1BB033
- Dali
- F017E1BD006
- F017E1BD033

2700K

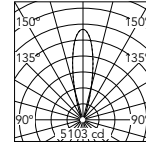
- Non Dimmable
- F017E2BA006
- F017E2BA033
- 1-10V
- F017E2BB006
- F017E2BB033
- Dali
- F017E2BD006
- F017E2BD033

3000K

- Non Dimmable
- F017E3BA006
- F017E3BA033
- 1-10V
- F017E3BB006
- F017E3BB033
- Dali
- F017E3BD006
- F017E3BD033

4000K

- Non Dimmable
- F017E4BA006
- F017E4BA033
- 1-10V
- F017E4BB006
- F017E4BB033
- Dali
- F017E4BD006
- F017E4BD033



@3000K

Beam Angle: 25°

h(m)	E(lx)	D(m)
1	5103	0.44
2	1276	0.88
3	567	1.32
4	319	1.76
5	204	2.20

Optic Flood 46°

Power Led: 12,5W - LED 1304 lm ≠ OUTPUT 898 lm - 2200K/CRI 80 / 12,5W - LED 1352 lm ≠ OUTPUT 931 lm - 2700K/CRI 80 / 12,5W - LED 1449 lm ≠ OUTPUT 998 lm - 3000K/CRI 80 / 12,5W - LED 1497 lm ≠ OUTPUT 1031 lm - 4000K/CRI 80

2200K

- Non Dimmable
- F017E1CA006
- F017E1CA033
- 1-10V
- F017E1CB006
- F017E1CB033
- Dali
- F017E1CD006
- F017E1CD033

2700K

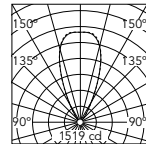
- Non Dimmable
- F017E2CA006
- F017E2CA033
- 1-10V
- F017E2CB006
- F017E2CB033
- Dali
- F017E2CD006
- F017E2CD033

3000K

- Non Dimmable
- F017E3CA006
- F017E3CA033
- 1-10V
- F017E3CB006
- F017E3CB033
- Dali
- F017E3CD006
- F017E3CD033

4000K

- Non Dimmable
- F017E4CA006
- F017E4CA033
- 1-10V
- F017E4CB006
- F017E4CB033
- Dali
- F017E4CD006
- F017E4CD033



@3000K

Beam Angle: 46°

h(m)	E(lx)	D(m)
1	1511	0.85
2	378	1.71
3	168	2.56
4	94	3.42
5	60	4.27

Optic Elliptical 12° x 50°

Power Led: 12,5W - LED 1304 lm ≠ OUTPUT 901 lm - 2200K/CRI 80 / 12,5W - LED 1352 lm ≠ OUTPUT 934 lm - 2700K/CRI 80 / 12,5W - LED 1449 lm ≠ OUTPUT 1001 lm - 3000K/CRI 80 / 12,5W - LED 1497 lm ≠ OUTPUT 1034 lm - 4000K/CRI 80

2200K

- Non Dimmable
- F017E1DA006
- F017E1DA033
- 1-10V
- F017E1DB006
- F017E1DB033
- Dali
- F017E1DD006
- F017E1DD033

2700K

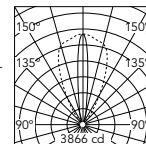
- Non Dimmable
- F017E2DA006
- F017E2DA033
- 1-10V
- F017E2DB006
- F017E2DB033
- Dali
- F017E2DD006
- F017E2DD033

3000K

- Non Dimmable
- F017E3DA006
- F017E3DA033
- 1-10V
- F017E3DB006
- F017E3DB033
- Dali
- F017E3DD006
- F017E3DD033

4000K

- Non Dimmable
- F017E4DA006
- F017E4DA033
- 1-10V
- F017E4DB006
- F017E4DB033
- Dali
- F017E4DD006
- F017E4DD033

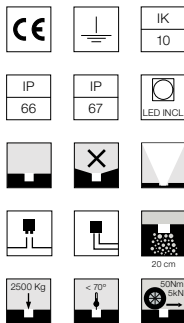
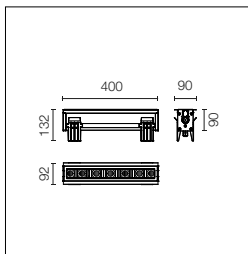


@3000K

Beam Angle: 12°

h(m)	E(lx)	D(m)
1	3866	0.22
2	966	0.44
3	430	0.66
4	242	0.87
5	155	1.09

Ingraze Adjustable Frame + Linear Louvre L 400



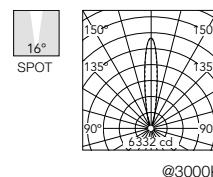
Sorgente high power LED inclusa e ottiche arretrate equipaggiate con griglia frangiluce antiabbagliamento. Alimentazione elettrica 220-240V on off e dimmerabile 1-10V e dali.
Cassaforma per l'installazione obbligatoria da ordinare separatamente.
Precabato con connettori rapidi H₂O Stop presa/spina inclusi.
ACT (Anti Corrosion Treatment) a richiesta.

High-power LED source included and rear lenses equipped with anti-glare diffuser grille. 1-10V or DALI on-off and dimmable 220-240V power supply.
Compulsory installation box to be ordered separately.
Pre-wired with H₂O Stop quick connectors, plug/socket included.
ACT (Anti-Corrosion Treatment) upon request.

Optic Spot 16°

Power Led: 12,5W - LED 1304 lm ≠ OUTPUT 702 lm - 2200K/CRI 80 / 12,5W - LED 1352 lm ≠ OUTPUT 728 lm - 2700K/CRI 80 / 12,5W - LED 1449 lm ≠ OUTPUT 780 lm - 3000K/CRI 80 / 12,5W - LED 1497 lm ≠ OUTPUT 806 lm - 4000K/CRI 80

2200K	2700K	3000K	4000K
Non Dimmable	Non Dimmable	Non Dimmable	Non Dimmable
● F017E1HA006	● F017E2HA006	● F017E3HA006	● F017E4HA006
● F017E1HA033	● F017E2HA033	● F017E3HA033	● F017E4HA033
1-10V	1-10V	1-10V	1-10V
● F017E1HB006	● F017E2HB006	● F017E3HB006	● F017E4HB006
● F017E1HB033	● F017E2HB033	● F017E3HB033	● F017E4HB033
Dali	Dali	Dali	Dali
● F017E1HD006	● F017E2HD006	● F017E3HD006	● F017E4HD006
● F017E1HD033	● F017E2HD033	● F017E3HD033	● F017E4HD033



Beam Angle: 16°

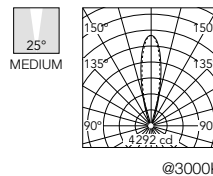
h(m)	E(lx)	D(m)
1	6332	0.28
2	1583	0.56
3	704	0.83
4	396	1.11
5	253	1.39

@3000K

Optic Medium 25°

Power Led: 12,5W - LED 1304 lm ≠ OUTPUT 744 lm - 2200K/CRI 80 / 12,5W - LED 1352 lm ≠ OUTPUT 772 lm - 2700K/CRI 80 / 12,5W - LED 1449 lm ≠ OUTPUT 827 lm - 3000K/CRI 80 / 12,5W - LED 1497 lm ≠ OUTPUT 854 lm - 4000K/CRI 80

2200K	2700K	3000K	4000K
Non Dimmable	Non Dimmable	Non Dimmable	Non Dimmable
● F017E1JA006	● F017E2JA006	● F017E3JA006	● F017E4JA006
● F017E1JA033	● F017E2JA033	● F017E3JA033	● F017E4JA033
1-10V	1-10V	1-10V	1-10V
● F017E1JB006	● F017E2JB006	● F017E3JB006	● F017E4JB006
● F017E1JB033	● F017E2JB033	● F017E3JB033	● F017E4JB033
Dali	Dali	Dali	Dali
● F017E1JD006	● F017E2JD006	● F017E3JD006	● F017E4JD006
● F017E1JD033	● F017E2JD033	● F017E3JD033	● F017E4JD033



Beam Angle: 25°

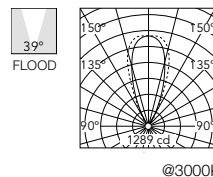
h(m)	E(lx)	D(m)
1	4292	0.44
2	1073	0.87
3	477	1.31
4	268	1.74
5	172	2.18

@3000K

Optic Flood 39°

Power Led: 12,5W - LED 1304 lm ≠ OUTPUT 576 lm - 2200K/CRI 80 / 12,5W - LED 1352 lm ≠ OUTPUT 597 lm - 2700K/CRI 80 / 12,5W - LED 1449 lm ≠ OUTPUT 639 lm - 3000K/CRI 80 / 12,5W - LED 1497 lm ≠ OUTPUT 661 lm - 4000K/CRI 80

2200K	2700K	3000K	4000K
Non Dimmable	Non Dimmable	Non Dimmable	Non Dimmable
● F017E1KA006	● F017E2KA006	● F017E3KA006	● F017E4KA006
● F017E1KA033	● F017E2KA033	● F017E3KA033	● F017E4KA033
1-10V	1-10V	1-10V	1-10V
● F017E1KB006	● F017E2KB006	● F017E3KB006	● F017E4KB006
● F017E1KB033	● F017E2KB033	● F017E3KB033	● F017E4KB033
Dali	Dali	Dali	Dali
● F017E1KD006	● F017E2KD006	● F017E3KD006	● F017E4KD006
● F017E1KD033	● F017E2KD033	● F017E3KD033	● F017E4KD033



Beam Angle: 39°

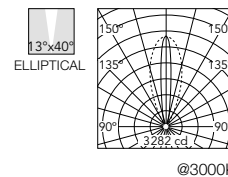
h(m)	E(lx)	D(m)
1	1285	0.71
2	321	1.43
3	143	2.14
4	80	2.86
5	51	3.57

@3000K

Optic Elliptical 13° x 40°

Power Led: 12,5W - LED 1304 lm ≠ OUTPUT 574 lm - 2200K/CRI 80 / 12,5W - LED 1352 lm ≠ OUTPUT 595 lm - 2700K/CRI 80 / 12,5W - LED 1449 lm ≠ OUTPUT 638 lm - 3000K/CRI 80 / 12,5W - LED 1497 lm ≠ OUTPUT 659 lm - 4000K/CRI 80

2200K	2700K	3000K	4000K
Non Dimmable	Non Dimmable	Non Dimmable	Non Dimmable
● F017E1LA006	● F017E2LA006	● F017E3LA006	● F017E4LA006
● F017E1LA033	● F017E2LA033	● F017E3LA033	● F017E4LA033
1-10V	1-10V	1-10V	1-10V
● F017E1LB006	● F017E2LB006	● F017E3LB006	● F017E4LB006
● F017E1LB033	● F017E2LB033	● F017E3LB033	● F017E4LB033
Dali	Dali	Dali	Dali
● F017E1LD006	● F017E2LD006	● F017E3LD006	● F017E4LD006
● F017E1LD033	● F017E2LD033	● F017E3LD033	● F017E4LD033

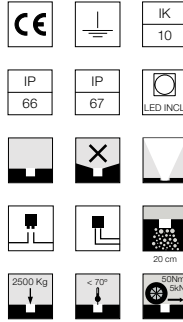
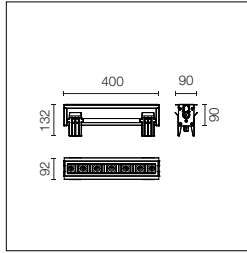


Beam Angle: 13°

h(m)	E(lx)	D(m)
1	3282	0.22
2	820	0.44
3	365	0.67
4	205	0.89
5	131	1.11

@3000K

Ingraze Adjustable Frame + Asymmetric Louvre L 400



Sorgente high power LED inclusa e ottiche arretrate equipaggiate con griglia frangiluce asimmetrica antiabbagliamento. Alimentazione elettrica 220-240V on off e dimmerabile 1-10V e dali.
Cassaforma per l'installazione obbligatoria da ordinare separatamente.
Precablato con connettori rapidi H₂O Stop presa/spina inclusi.
ACT (Anti Corrosion Treatment) a richiesta.

High-power LED source included and rear lenses equipped with anti-glare asymmetrical diffuser grille. 1-10V or DALI on-off and dimmable 220-240V power supply. Compulsory installation box to be ordered separately. Pre-wired with H₂O Stop quick connectors, plug/socket included. ACT (Anti-Corrosion Treatment) upon request.

Optic Spot 15°

Power Led: 12,5W - LED 1304 lm ≠ OUTPUT 334 lm - 2200K/CRI 80 / 12,5W - LED 1352 lm ≠ OUTPUT 346 lm - 2700K/CRI 80 / 12,5W - LED 1449 lm ≠ OUTPUT 371 lm - 3000K/CRI 80 / 12,5W - LED 1497 lm ≠ OUTPUT 383 lm - 4000K/CRI 80

2200K

Non Dimmable

- F017E1QA006
- F017E1QA033
- 1-10V
- F017E1QB006
- F017E1QB033
- Dali
- F017E1QD006
- F017E1QD033

2700K

Non Dimmable

- F017E2QA006
- F017E2QA033
- 1-10V
- F017E2QB006
- F017E2QB033
- Dali
- F017E2QD006
- F017E2QD033

3000K

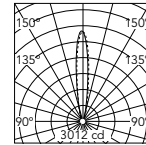
Non Dimmable

- F017E3QA006
- F017E3QA033
- 1-10V
- F017E3QB006
- F017E3QB033
- Dali
- F017E3QD006
- F017E3QD033

4000K

Non Dimmable

- F017E4QA006
- F017E4QA033
- 1-10V
- F017E4QB006
- F017E4QB033
- Dali
- F017E4QD006
- F017E4QD033



Beam Angle: 15°

h(m)	E(lx)	D(m)
1	3010	0.25
2	753	0.51
3	334	0.76
4	188	1.02
5	120	1.27

@3000K

Optic Medium 25°

Power Led: 12,5W - LED 1304 lm ≠ OUTPUT 353 lm - 2200K/CRI 80 / 12,5W - LED 1352 lm ≠ OUTPUT 367 lm - 2700K/CRI 80 / 12,5W - LED 1449 lm ≠ OUTPUT 393 lm - 3000K/CRI 80 / 12,5W - LED 1497 lm ≠ OUTPUT 406 lm - 4000K/CRI 80

2200K

Non Dimmable

- F017E1RA006
- F017E1RA033
- 1-10V
- F017E1RB006
- F017E1RB033
- Dali
- F017E1RD006
- F017E1RD033

2700K

Non Dimmable

- F017E2RA006
- F017E2RA033
- 1-10V
- F017E2RB006
- F017E2RB033
- Dali
- F017E2RD006
- F017E2RD033

3000K

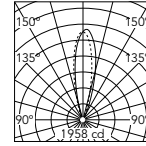
Non Dimmable

- F017E3RA006
- F017E3RA033
- 1-10V
- F017E3RB006
- F017E3RB033
- Dali
- F017E3RD006
- F017E3RD033

4000K

Non Dimmable

- F017E4RA006
- F017E4RA033
- 1-10V
- F017E4RB006
- F017E4RB033
- Dali
- F017E4RD006
- F017E4RD033



Beam Angle: 25°

h(m)	E(lx)	D(m)
1	1955	0.45
2	489	0.89
3	217	1.34
4	122	1.78
5	78	2.23

@3000K

Optic Flood 42°

Power Led: 12,5W - LED 1304 lm ≠ OUTPUT 620 lm - 2200K/CRI 80 / 12,5W - LED 1352 lm ≠ OUTPUT 294 lm - 2700K/CRI 80 / 12,5W - LED 1449 lm ≠ OUTPUT 314 lm - 3000K/CRI 80 / 12,5W - LED 1497 lm ≠ OUTPUT 325 lm - 4000K/CRI 80

2200K

Non Dimmable

- F017E1SA006
- F017E1SA033
- 1-10V
- F017E1SB006
- F017E1SB033
- Dali
- F017E1SD006
- F017E1SD033

2700K

Non Dimmable

- F017E2SA006
- F017E2SA033
- 1-10V
- F017E2SB006
- F017E2SB033
- Dali
- F017E2SD006
- F017E2SD033

3000K

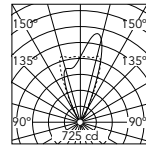
Non Dimmable

- F017E3SA006
- F017E3SA033
- 1-10V
- F017E3SB006
- F017E3SB033
- Dali
- F017E3SD006
- F017E3SD033

4000K

Non Dimmable

- F017E4SA006
- F017E4SA033
- 1-10V
- F017E4SB006
- F017E4SB033
- Dali
- F017E4SD006
- F017E4SD033



Beam Angle: 42°

h(m)	E(lx)	D(m)
1	688	0.76
2	172	1.51
3	76	2.27
4	43	3.03
5	28	3.78

@3000K

Optic Elliptical 12° x 40°

Power Led: 12,5W - LED 1304 lm ≠ OUTPUT 271 lm - 2200K/CRI 80 / 12,5W - LED 1352 lm ≠ OUTPUT 281 lm - 2700K/CRI 80 / 12,5W - LED 1449 lm ≠ OUTPUT 301 lm - 3000K/CRI 80 / 12,5W - LED 1497 lm ≠ OUTPUT 311 lm - 4000K/CRI 80

2200K

Non Dimmable

- F017E1TA006
- F017E1TA033
- 1-10V
- F017E1TB006
- F017E1TB033
- Dali
- F017E1TD006
- F017E1TD033

2700K

Non Dimmable

- F017E2TA006
- F017E2TA033
- 1-10V
- F017E2TB006
- F017E2TB033
- Dali
- F017E2TD006
- F017E2TD033

3000K

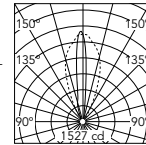
Non Dimmable

- F017E3TA006
- F017E3TA033
- 1-10V
- F017E3TB006
- F017E3TB033
- Dali
- F017E3TD006
- F017E3TD033

4000K

Non Dimmable

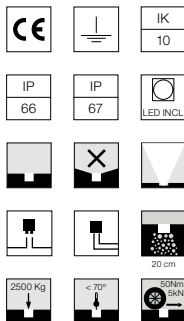
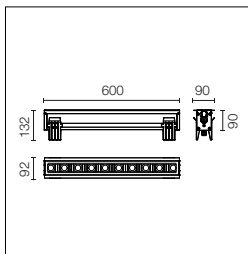
- F017E4TA006
- F017E4TA033
- 1-10V
- F017E4TB006
- F017E4TB033
- Dali
- F017E4TD006
- F017E4TD033



Beam Angle: 12°

h(m)	E(lx)	D(m)
1	1526	0.21
2	382	0.42
3	170	0.62
4	95	0.83
5	61	1.04

@3000K



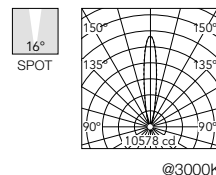
Sorgente high power LED inclusa e ottiche arretrate. Alimentazione elettrica 220-240V on off e dimmerabile 1-10V e dali. Cassaforma per l'installazione obbligatoria da ordinare separatamente. Precabato con connettori rapidi H₂O Stop presa/spina inclusi. ACT (Anti Corrosion Treatment) a richiesta.

High-power LED source included and rear lenses. 1-10V or DALI on-off and dimmable 220-240V power supply. Compulsory installation box to be ordered separately. Pre-wired with H₂O Stop quick connectors, plug/socket included. ACT (Anti-Corrosion Treatment) upon request.

Optic Spot 16°

Power Led: 17W - LED 1863 lm ≠ OUTPUT 1368 lm - 2200K/CRI 80 / 17W - LED 1932 lm ≠ OUTPUT 1419 lm - 2700K/CRI 80 / 17W - LED 2070 lm ≠ OUTPUT 1520 lm - 3000K/CRI 80 / 17W - LED 2139 lm ≠ OUTPUT 1571 lm - 4000K/CRI 80

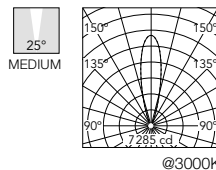
2200K	2700K	3000K	4000K
Non Dimmable	Non Dimmable	Non Dimmable	Non Dimmable
● F017F1AA006	● F017F2AA006	● F017F3AA006	● F017F4AA006
● F017F1AA033	● F017F2AA033	● F017F3AA033	● F017F4AA033
1-10V	1-10V	1-10V	1-10V
● F017F1AB006	● F017F2AB006	● F017F3AB006	● F017F4AB006
● F017F1AB033	● F017F2AB033	● F017F3AB033	● F017F4AB033
Dali	Dali	Dali	Dali
● F017F1AD006	● F017F2AD006	● F017F3AD006	● F017F4AD006
● F017F1AD033	● F017F2AD033	● F017F3AD033	● F017F4AD033



Optic Medium 25°

Power Led: 17W - LED 1863 lm ≠ OUTPUT 1473 lm - 2200K/CRI 80 / 17W - LED 1932 lm ≠ OUTPUT 1527 lm - 2700K/CRI 80 / 17W - LED 2070 lm ≠ OUTPUT 1636 lm - 3000K/CRI 80 / 17W - LED 2139 lm ≠ OUTPUT 1691 lm - 4000K/CRI 80

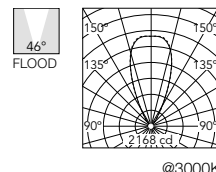
2200K	2700K	3000K	4000K
Non Dimmable	Non Dimmable	Non Dimmable	Non Dimmable
● F017F1BA006	● F017F2BA006	● F017F3BA006	● F017F4BA006
● F017F1BA033	● F017F2BA033	● F017F3BA033	● F017F4BA033
1-10V	1-10V	1-10V	1-10V
● F017F1BB006	● F017F2BB006	● F017F3BB006	● F017F4BB006
● F017F1BB033	● F017F2BB033	● F017F3BB033	● F017F4BB033
Dali	Dali	Dali	Dali
● F017F1BD006	● F017F2BD006	● F017F3BD006	● F017F4BD006
● F017F1BD033	● F017F2BD033	● F017F3BD033	● F017F4BD033



Optic Flood 46°

Power Led: 17W - LED 1863 lm ≠ OUTPUT 1283 lm - 2200K/CRI 80 / 17W - LED 1932 lm ≠ OUTPUT 1330 lm - 2700K/CRI 80 / 17W - LED 2070 lm ≠ OUTPUT 1425 lm - 3000K/CRI 80 / 17W - LED 2139 lm ≠ OUTPUT 1473 lm - 4000K/CRI 80

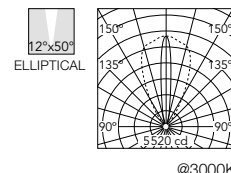
2200K	2700K	3000K	4000K
Non Dimmable	Non Dimmable	Non Dimmable	Non Dimmable
● F017F1CA006	● F017F2CA006	● F017F3CA006	● F017F4CA006
● F017F1CA033	● F017F2CA033	● F017F3CA033	● F017F4CA033
1-10V	1-10V	1-10V	1-10V
● F017F1CB006	● F017F2CB006	● F017F3CB006	● F017F4CB006
● F017F1CB033	● F017F2CB033	● F017F3CB033	● F017F4CB033
Dali	Dali	Dali	Dali
● F017F1CD006	● F017F2CD006	● F017F3CD006	● F017F4CD006
● F017F1CD033	● F017F2CD033	● F017F3CD033	● F017F4CD033



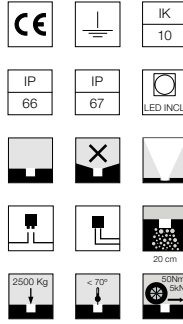
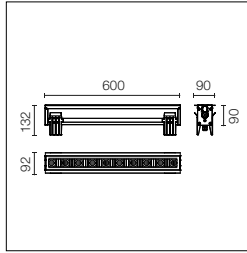
Optic Elliptical 12° x 50°

Power Led: 17W - LED 1863 lm ≠ OUTPUT 1286 lm - 2200K/CRI 80 / 17W - LED 1932 lm ≠ OUTPUT 1334 lm - 2700K/CRI 80 / 17W - LED 2070 lm ≠ OUTPUT 1429 lm - 3000K/CRI 80 / 17W - LED 2139 lm ≠ OUTPUT 1477 lm - 4000K/CRI 80

2200K	2700K	3000K	4000K
Non Dimmable	Non Dimmable	Non Dimmable	Non Dimmable
● F017F1DA006	● F017F2DA006	● F017F3DA006	● F017F4DA006
● F017F1DA033	● F017F2DA033	● F017F3DA033	● F017F4DA033
1-10V	1-10V	1-10V	1-10V
● F017F1DB006	● F017F2DB006	● F017F3DB006	● F017F4DB006
● F017F1DB033	● F017F2DB033	● F017F3DB033	● F017F4DB033
Dali	Dali	Dali	Dali
● F017F1DD006	● F017F2DD006	● F017F3DD006	● F017F4DD006
● F017F1DD033	● F017F2DD033	● F017F3DD033	● F017F4DD033



Ingraze Adjustable Frame + Linear Louvre L 600



Sorgente high power LED inclusa e ottiche arretrate equipaggiate con griglia frangiluce antiabbagliamento. Alimentazione elettrica 220-240V on off e dimmerabile 1-10V e dali.
Cassaforma per l'installazione obbligatoria da ordinare separatamente.
Precabato con connettori rapidi H₂O Stop presa/spina inclusi.
ACT (Anti Corrosion Treatment) a richiesta.

High-power LED source included and rear lenses equipped with anti-glare diffuser grille. 1-10V or DALI on-off and dimmable 220-240V power supply.
Compulsory installation box to be ordered separately.
Pre-wired with H₂O Stop quick connectors, plug/socket included.
ACT (Anti-Corrosion Treatment) upon request.

Optic Spot 16°

Power Led: 17W - LED 1863 lm ≠ OUTPUT 1003 lm - 2200K/CRI 80 / 17W - LED 1932 lm ≠ OUTPUT 1040 lm - 2700K/CRI 80 / 17W - LED 2070 lm ≠ OUTPUT 1115 lm - 3000K/CRI 80 / 17W - LED 2139 lm ≠ OUTPUT 1152 lm - 4000K/CRI 80

2200K

Non Dimmable

- F017F1HA006
- F017F1HA033
- 1-10V
- F017F1HB006
- F017F1HB033
- Dali
- F017F1HD006
- F017F1HD033

2700K

Non Dimmable

- F017F2HA006
- F017F2HA033
- 1-10V
- F017F2HB006
- F017F2HB033
- Dali
- F017F2HD006
- F017F2HD033

3000K

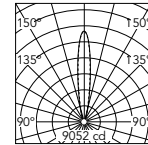
Non Dimmable

- F017F3HA006
- F017F3HA033
- 1-10V
- F017F3HB006
- F017F3HB033
- Dali
- F017F3HD006
- F017F3HD033

4000K

Non Dimmable

- F017F4HA006
- F017F4HA033
- 1-10V
- F017F4HB006
- F017F4HB033
- Dali
- F017F4HD006
- F017F4HD033



@3000K

Beam Angle: 16°	h(m)	E(lx)	Dxm
1	9052	0.28	
2	2263	0.56	
3	1006	0.83	
4	566	1.11	
5	362	1.39	

Optic Medium 25°

Power Led: 17W - LED 1863 lm ≠ OUTPUT 1063 lm - 2200K/CRI 80 / 17W - LED 1932 lm ≠ OUTPUT 1102 lm - 2700K/CRI 80 / 17W - LED 2070 lm ≠ OUTPUT 1181 lm - 3000K/CRI 80 / 17W - LED 2139 lm ≠ OUTPUT 1220 lm - 4000K/CRI 80

2200K

Non Dimmable

- F017F1JA006
- F017F1JA033
- 1-10V
- F017F1JB006
- F017F1JB033
- Dali
- F017F1JD006
- F017F1JD033

2700K

Non Dimmable

- F017F2JA006
- F017F2JA033
- 1-10V
- F017F2JB006
- F017F2JB033
- Dali
- F017F2JD006
- F017F2JD033

3000K

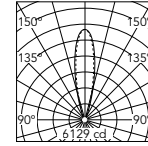
Non Dimmable

- F017F3JA006
- F017F3JA033
- 1-10V
- F017F3JB006
- F017F3JB033
- Dali
- F017F3JD006
- F017F3JD033

4000K

Non Dimmable

- F017F4JA006
- F017F4JA033
- 1-10V
- F017F4JB006
- F017F4JB033
- Dali
- F017F4JD006
- F017F4JD033



@3000K

Beam Angle: 25°	h(m)	E(lx)	Dxm
1	6129	0.44	
2	1532	0.87	
3	681	1.31	
4	383	1.74	
5	245	2.18	

Optic Flood 39°

Power Led: 17W - LED 1863 lm ≠ OUTPUT 820 lm - 2200K/CRI 80 / 17W - LED 1932 lm ≠ OUTPUT 850 lm - 2700K/CRI 80 / 17W - LED 2070 lm ≠ OUTPUT 911 lm - 3000K/CRI 80 / 17W - LED 2139 lm ≠ OUTPUT 944 lm - 4000K/CRI 80

2200K

Non Dimmable

- F017F1KA006
- F017F1KA033
- 1-10V
- F017F1KB006
- F017F1KB033
- Dali
- F017F1KD006
- F017F1KD033

2700K

Non Dimmable

- F017F2KA006
- F017F2KA033
- 1-10V
- F017F2KB006
- F017F2KB033
- Dali
- F017F2KD006
- F017F2KD033

3000K

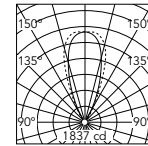
Non Dimmable

- F017F3KA006
- F017F3KA033
- 1-10V
- F017F3KB006
- F017F3KB033
- Dali
- F017F3KD006
- F017F3KD033

4000K

Non Dimmable

- F017F4KA006
- F017F4KA033
- 1-10V
- F017F4KB006
- F017F4KB033
- Dali
- F017F4KD006
- F017F4KD033



@3000K

Beam Angle: 39°	h(m)	E(lx)	Dxm
1	1832	0.71	
2	458	1.43	
3	204	2.14	
4	115	2.86	
5	73	3.57	

Optic Elliptical 13° x 40°

Power Led: 17W - LED 1863 lm ≠ OUTPUT 820 lm - 2200K/CRI 80 / 17W - LED 1932 lm ≠ OUTPUT 850 lm - 2700K/CRI 80 / 17W - LED 2070 lm ≠ OUTPUT 911 lm - 3000K/CRI 80 / 17W - LED 2139 lm ≠ OUTPUT 941 lm - 4000K/CRI 80

2200K

Non Dimmable

- F017F1LA006
- F017F1LA033
- 1-10V
- F017F1LB006
- F017F1LB033
- Dali
- F017F1LD006
- F017F1LD033

2700K

Non Dimmable

- F017F2LA006
- F017F2LA033
- 1-10V
- F017F2LB006
- F017F2LB033
- Dali
- F017F2LD006
- F017F2LD033

3000K

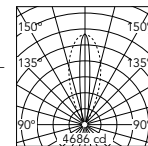
Non Dimmable

- F017F3LA006
- F017F3LA033
- 1-10V
- F017F3LB006
- F017F3LB033
- Dali
- F017F3LD006
- F017F3LD033

4000K

Non Dimmable

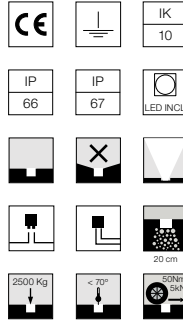
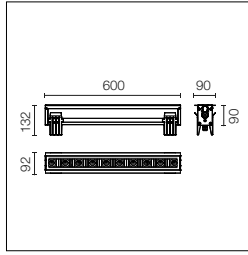
- F017F4LA006
- F017F4LA033
- 1-10V
- F017F4LB006
- F017F4LB033
- Dali
- F017F4LD006
- F017F4LD033



@3000K

Beam Angle: 13°	h(m)	E(lx)	Dxm
1	4686	0.22	
2	1172	0.44	
3	521	0.67	
4	293	0.89	
5	187	1.11	

Ingraze Adjustable Frame + Asymmetric Louvre L 600



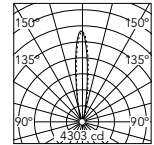
Sorgente high power LED inclusa e ottiche arretrate equipaggiate con griglia frangiluce asimmetrica antiabbagliamento. Alimentazione elettrica 220-240V on off e dimmerabile 1-10V e dali.
Cassaforma per l'installazione obbligatoria da ordinare separatamente.
Precablato con connettori rapidi H₂O Stop presa/spina inclusi.
ACT (Anti Corrosion Treatment) a richiesta.

High-power LED source included and rear lenses equipped with anti-glare asymmetrical diffuser grille. 1-10V or DALI on-off and dimmable 220-240V power supply.
Compulsory installation box to be ordered separately.
Pre-wired with H₂O Stop quick connectors, plug/socket included.
ACT (Anti-Corrosion Treatment) upon request.

Optic Spot 15°

Power Led: 17W - LED 1863 lm ≠ OUTPUT 477 lm - 2200K/CRI 80 / 17W - LED 1932 lm ≠ OUTPUT 495 lm - 2700K/CRI 80 / 17W - LED 2070 lm ≠ OUTPUT 530 lm - 3000K/CRI 80 / 17W - LED 2139 lm ≠ OUTPUT 548 lm - 4000K/CRI 80

2200K	2700K	3000K	4000K
Non Dimmable	Non Dimmable	Non Dimmable	Non Dimmable
● F017F1QA006	● F017F2QA006	● F017F3QA006	● F017F4QA006
● F017F1QA033	● F017F2QA033	● F017F3QA033	● F017F4QA033
1-10V	1-10V	1-10V	1-10V
● F017F1QB006	● F017F2QB006	● F017F3QB006	● F017F4QB006
● F017F1QB033	● F017F2QB033	● F017F3QB033	● F017F4QB033
Dali	Dali	Dali	Dali
● F017F1QD006	● F017F2QD006	● F017F3QD006	● F017F4QD006
● F017F1QD033	● F017F2QD033	● F017F3QD033	● F017F4QD033



Beam Angle: 15°

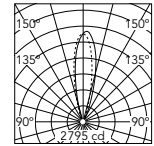
h(m)	E(ft)	D(m)
1	4300	0.25
2	1075	0.51
3	478	0.76
4	269	1.02
5	172	1.27

@3000K

Optic Medium 25°

Power Led: 17W - LED 1863 lm ≠ OUTPUT 505 lm - 2200K/CRI 80 / 17W - LED 1932 lm ≠ OUTPUT 523 lm - 2700K/CRI 80 / 17W - LED 2070 lm ≠ OUTPUT 561 lm - 3000K/CRI 80 / 17W - LED 2139 lm ≠ OUTPUT 579 lm - 4000K/CRI 80

2200K	2700K	3000K	4000K
Non Dimmable	Non Dimmable	Non Dimmable	Non Dimmable
● F017F1RA006	● F017F2RA006	● F017F3RA006	● F017F4RA006
● F017F1RA033	● F017F2RA033	● F017F3RA033	● F017F4RA033
1-10V	1-10V	1-10V	1-10V
● F017F1RB006	● F017F2RB006	● F017F3RB006	● F017F4RB006
● F017F1RB033	● F017F2RB033	● F017F3RB033	● F017F4RB033
Dali	Dali	Dali	Dali
● F017F1RD006	● F017F2RD006	● F017F3RD006	● F017F4RD006
● F017F1RD033	● F017F2RD033	● F017F3RD033	● F017F4RD033



Beam Angle: 25°

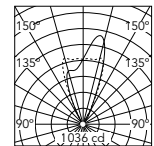
h(m)	E(ft)	D(m)
1	2790	0.45
2	698	0.89
3	310	1.34
4	174	1.78
5	112	2.23

@3000K

Optic Flood 42°

Power Led: 17W - LED 1863 lm ≠ OUTPUT 404 lm - 2200K/CRI 80 / 17W - LED 1932 lm ≠ OUTPUT 419 lm - 2700K/CRI 80 / 17W - LED 2070 lm ≠ OUTPUT 449 lm - 3000K/CRI 80 / 17W - LED 2139 lm ≠ OUTPUT 464 lm - 4000K/CRI 80

2200K	2700K	3000K	4000K
Non Dimmable	Non Dimmable	Non Dimmable	Non Dimmable
● F017F1SA006	● F017F2SA006	● F017F3SA006	● F017F4SA006
● F017F1SA033	● F017F2SA033	● F017F3SA033	● F017F4SA033
1-10V	1-10V	1-10V	1-10V
● F017F1SB006	● F017F2SB006	● F017F3SB006	● F017F4SB006
● F017F1SB033	● F017F2SB033	● F017F3SB033	● F017F4SB033
Dali	Dali	Dali	Dali
● F017F1SD006	● F017F2SD006	● F017F3SD006	● F017F4SD006
● F017F1SD033	● F017F2SD033	● F017F3SD033	● F017F4SD033



Beam Angle: 42°

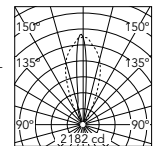
h(m)	E(ft)	D(m)
1	983	0.76
2	246	1.51
3	109	2.27
4	61	3.03
5	39	3.78

@3000K

Optic Elliptical 12° x 40°

Power Led: 17W - LED 1863 lm ≠ OUTPUT 387 lm - 2200K/CRI 80 / 17W - LED 1932 lm ≠ OUTPUT 401 lm - 2700K/CRI 80 / 17W - LED 2070 lm ≠ OUTPUT 430 lm - 3000K/CRI 80 / 17W - LED 2139 lm ≠ OUTPUT 444 lm - 4000K/CRI 80

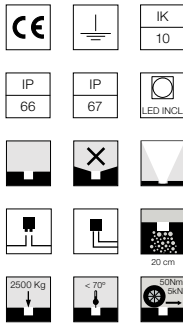
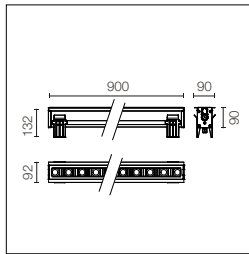
2200K	2700K	3000K	4000K
Non Dimmable	Non Dimmable	Non Dimmable	Non Dimmable
● F017F1TA006	● F017F2TA006	● F017F3TA006	● F017F4TA006
● F017F1TA033	● F017F2TA033	● F017F3TA033	● F017F4TA033
1-10V	1-10V	1-10V	1-10V
● F017F1TB006	● F017F2TB006	● F017F3TB006	● F017F4TB006
● F017F1TB033	● F017F2TB033	● F017F3TB033	● F017F4TB033
Dali	Dali	Dali	Dali
● F017F1TD006	● F017F2TD006	● F017F3TD006	● F017F4TD006
● F017F1TD033	● F017F2TD033	● F017F3TD033	● F017F4TD033



Beam Angle: 12°

h(m)	E(ft)	D(m)
1	2181	0.21
2	545	0.42
3	242	0.62
4	136	0.83
5	87	1.04

@3000K



Sorgente high power LED inclusa e ottiche arretrate. Alimentazione elettrica 220-240V on off e dimmerabile 1-10V e dali. Cassaforma per l'installazione obbligatoria da ordinare separatamente. Precabato con connettori rapidi H₂O Stop presa/spina inclusi. ACT (Anti Corrosion Treatment) a richiesta.

High-power LED source included and rear lenses. 1-10V or DALI on-off and dimmable 220-240V power supply. Compulsory installation box to be ordered separately. Pre-wired with H₂O Stop quick connectors, plug/socket included. ACT (Anti-Corrosion Treatment) upon request.

Optic Spot 16°

Power Led: 26W - LED 2795 lm ≠ OUTPUT 2052 lm - 2200K/CRI 80 / 26W - LED 2898 lm ≠ OUTPUT 2128 lm - 2700K/CRI 80 / 26W - LED 3105 lm ≠ OUTPUT 2454 lm - 3000K/CRI 80 / 26W - LED 3209 lm ≠ OUTPUT 2536 lm - 4000K/CRI 80

2200K

- Non Dimmable
- F017G1AA006
- F017G1AA033
- 1-10V
- F017G1AB006
- F017G1AB033
- Dali
- F017G1AD006
- F017G1AD033

2700K

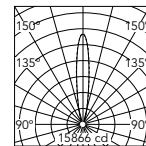
- Non Dimmable
- F017G2AA006
- F017G2AA033
- 1-10V
- F017G2AB006
- F017G2AB033
- Dali
- F017G2AD006
- F017G2AD033

3000K

- Non Dimmable
- F017G3AA006
- F017G3AA033
- 1-10V
- F017G3AB006
- F017G3AB033
- Dali
- F017G3AD006
- F017G3AD033

4000K

- Non Dimmable
- F017G4AA006
- F017G4AA033
- 1-10V
- F017G4AB006
- F017G4AB033
- Dali
- F017G4AD006
- F017G4AD033



@3000K

Beam Angle: 16°			
h(m)	E(lx)	D(m)	
1	15866	0.27	
2	3967	0.55	
3	1763	0.82	
4	992	1.09	
5	635	1.37	

Optic Medium 25°

Power Led: 26W - LED 2795 lm ≠ OUTPUT 2209 lm - 2200K/CRI 80 / 26W - LED 2898 lm ≠ OUTPUT 2291 lm - 2700K/CRI 80 / 26W - LED 3105 lm ≠ OUTPUT 2280 lm - 3000K/CRI 80 / 26W - LED 3209 lm ≠ OUTPUT 2536 lm - 4000K/CRI 80

2200K

- Non Dimmable
- F017G1BA006
- F017G1BA033
- 1-10V
- F017G1BB006
- F017G1BB033
- Dali
- F017G1BD006
- F017G1BD033

2700K

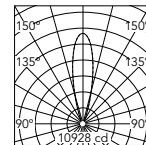
- Non Dimmable
- F017G2BA006
- F017G2BA033
- 1-10V
- F017G2BB006
- F017G2BB033
- Dali
- F017G2BD006
- F017G2BD033

3000K

- Non Dimmable
- F017G3BA006
- F017G3BA033
- 1-10V
- F017G3BB006
- F017G3BB033
- Dali
- F017G3BD006
- F017G3BD033

4000K

- Non Dimmable
- F017G4BA006
- F017G4BA033
- 1-10V
- F017G4BB006
- F017G4BB033
- Dali
- F017G4BD006
- F017G4BD033



@3000K

Beam Angle: 25°			
h(m)	E(lx)	D(m)	
1	10928	0.44	
2	2732	0.88	
3	1214	1.32	
4	683	1.76	
5	437	2.20	

Optic Flood 46°

Power Led: 26W - LED 2795 lm ≠ OUTPUT 1924 lm - 2200K/CRI 80 / 26W - LED 2898 lm ≠ OUTPUT 1995 lm - 2700K/CRI 80 / 26W - LED 3105 lm ≠ OUTPUT 2138 lm - 3000K/CRI 80 / 26W - LED 3209 lm ≠ OUTPUT 2209 lm - 4000K/CRI 80

2200K

- Non Dimmable
- F017G1CA006
- F017G1CA033
- 1-10V
- F017G1CB006
- F017G1CB033
- Dali
- F017G1CD006
- F017G1CD033

2700K

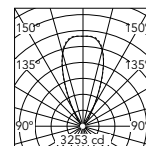
- Non Dimmable
- F017G2CA006
- F017G2CA033
- 1-10V
- F017G2CB006
- F017G2CB033
- Dali
- F017G2CD006
- F017G2CD033

3000K

- Non Dimmable
- F017G3CA006
- F017G3CA033
- 1-10V
- F017G3CB006
- F017G3CB033
- Dali
- F017G3CD006
- F017G3CD033

4000K

- Non Dimmable
- F017G4CA006
- F017G4CA033
- 1-10V
- F017G4CB006
- F017G4CB033
- Dali
- F017G4CD006
- F017G4CD033



@3000K

Beam Angle: 46°			
h(m)	E(lx)	D(m)	
1	3238	0.85	
2	809	1.71	
3	360	2.56	
4	202	3.42	
5	130	4.27	

Optic Elliptical 12° x 50°

Power Led: 26W - LED 2795 lm ≠ OUTPUT 1929 lm - 2200K/CRI 80 / 26W - LED 2898 lm ≠ OUTPUT 2001 lm - 2700K/CRI 80 / 26W - LED 3105 lm ≠ OUTPUT 2144 lm - 3000K/CRI 80 / 26W - LED 3209 lm ≠ OUTPUT 2215 lm - 4000K/CRI 80

2200K

- Non Dimmable
- F017G1DA006
- F017G1DA033
- 1-10V
- F017G1DB006
- F017G1DB033
- Dali
- F017G1DD006
- F017G1DD033

2700K

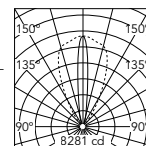
- Non Dimmable
- F017G2DA006
- F017G2DA033
- 1-10V
- F017G2DB006
- F017G2DB033
- Dali
- F017G2DD006
- F017G2DD033

3000K

- Non Dimmable
- F017G3DA006
- F017G3DA033
- 1-10V
- F017G3DB006
- F017G3DB033
- Dali
- F017G3DD006
- F017G3DD033

4000K

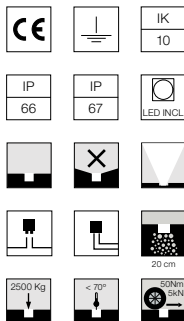
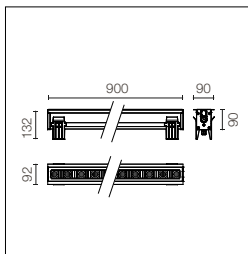
- Non Dimmable
- F017G4DA006
- F017G4DA033
- 1-10V
- F017G4DB006
- F017G4DB033
- Dali
- F017G4DD006
- F017G4DD033



@3000K

Beam Angle: 12°			
h(m)	E(lx)	D(m)	
1	8280	0.22	
2	2070	0.44	
3	920	0.66	
4	517	0.87	
5	331	1.09	

Ingraze Adjustable Frame + Linear Louvre L 900



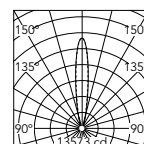
Sorgente high power LED inclusa e ottiche arretrate equipaggiate con griglia frangiluce antiabbagliamento. Alimentazione elettrica 220-240V on off e dimmerabile 1-10V e dali.
Cassaforma per l'installazione obbligatoria da ordinare separatamente.
Precabato con connettori rapidi H₂O Stop presa/spina inclusi. ACT (Anti Corrosion Treatment) a richiesta.

High-power LED source included and rear lenses equipped with anti-glare diffuser grille. 1-10V or DALI on-off and dimmable 220-240V power supply.
Compulsory installation box to be ordered separately.
Pre-wired with H₂O Stop quick connectors, plug/socket included. ACT (Anti-Corrosion Treatment) upon request.

Optic Spot 16°

Power Led: 26W - LED 2795 lm ≠ OUTPUT 1505 lm - 2200K/CRI 80 / 26W - LED 2898 lm ≠ OUTPUT 1560 lm - 2700K/CRI 80 / 26W - LED 3105 lm ≠ OUTPUT 1672 lm - 3000K/CRI 80 / 26W - LED 3209 lm ≠ OUTPUT 1728 lm - 4000K/CRI 80

2200K	2700K	3000K	4000K
Non Dimmable	Non Dimmable	Non Dimmable	Non Dimmable
● F017G1HA006	● F017G2HA006	● F017G3HA006	● F017G4HA006
● F017G1HA033	● F017G2HA033	● F017G3HA033	● F017G4HA033
1-10V	1-10V	1-10V	1-10V
● F017G1HB006	● F017G2HB006	● F017G3HB006	● F017G4HB006
● F017G1HB033	● F017G2HB033	● F017G3HB033	● F017G4HB033
Dali	Dali	Dali	Dali
● F017G1HD006	● F017G2HD006	● F017G3HD006	● F017G4HD006
● F017G1HD033	● F017G2HD033	● F017G3HD033	● F017G4HD033



Beam Angle: 16°

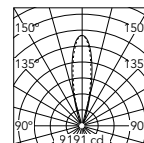
h(m)	E(lx)	D(m)
1	13573	0.28
2	3393	0.56
3	1508	0.83
4	848	1.11
5	543	1.39

@3000K

Optic Medium 25°

Power Led: 26W - LED 2795 lm ≠ OUTPUT 1594 lm - 2200K/CRI 80 / 26W - LED 2898 lm ≠ OUTPUT 1653 lm - 2700K/CRI 80 / 26W - LED 3105 lm ≠ OUTPUT 1771 lm - 3000K/CRI 80 / 26W - LED 3209 lm ≠ OUTPUT 1830 lm - 4000K/CRI 80

2200K	2700K	3000K	4000K
Non Dimmable	Non Dimmable	Non Dimmable	Non Dimmable
● F017G1JA006	● F017G2JA006	● F017G3JA006	● F017G4JA006
● F017G1JA033	● F017G2JA033	● F017G3JA033	● F017G4JA033
1-10V	1-10V	1-10V	1-10V
● F017G1JB006	● F017G2JB006	● F017G3JB006	● F017G4JB006
● F017G1JB033	● F017G2JB033	● F017G3JB033	● F017G4JB033
Dali	Dali	Dali	Dali
● F017G1JD006	● F017G2JD006	● F017G3JD006	● F017G4JD006
● F017G1JD033	● F017G2JD033	● F017G3JD033	● F017G4JD033



Beam Angle: 25°

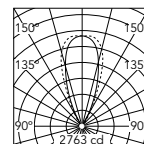
h(m)	E(lx)	D(m)
1	9191	0.44
2	2298	0.87
3	1021	1.31
4	574	1.74
5	368	2.18

@3000K

Optic Flood 39°

Power Led: 26W - LED 2795 lm ≠ OUTPUT 1233 lm - 2200K/CRI 80 / 26W - LED 2898 lm ≠ OUTPUT 1278 lm - 2700K/CRI 80 / 26W - LED 3105 lm ≠ OUTPUT 1370 lm - 3000K/CRI 80 / 26W - LED 3209 lm ≠ OUTPUT 1415 lm - 4000K/CRI 80

2200K	2700K	3000K	4000K
Non Dimmable	Non Dimmable	Non Dimmable	Non Dimmable
● F017G1KA006	● F017G2KA006	● F017G3KA006	● F017G4KA006
● F017G1KA033	● F017G2KA033	● F017G3KA033	● F017G4KA033
1-10V	1-10V	1-10V	1-10V
● F017G1KB006	● F017G2KB006	● F017G3KB006	● F017G4KB006
● F017G1KB033	● F017G2KB033	● F017G3KB033	● F017G4KB033
Dali	Dali	Dali	Dali
● F017G1KD006	● F017G2KD006	● F017G3KD006	● F017G4KD006
● F017G1KD033	● F017G2KD033	● F017G3KD033	● F017G4KD033



Beam Angle: 39°

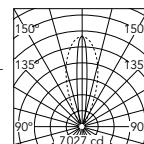
h(m)	E(lx)	D(m)
1	2755	0.71
2	689	1.43
3	306	2.14
4	172	2.86
5	110	3.57

@3000K

Optic Elliptical 13° x 40°

Power Led: 26W - LED 2795 lm ≠ OUTPUT 1229 lm - 2200K/CRI 80 / 26W - LED 2898 lm ≠ OUTPUT 1275 lm - 2700K/CRI 80 / 26W - LED 3105 lm ≠ OUTPUT 1366 lm - 3000K/CRI 80 / 26W - LED 3209 lm ≠ OUTPUT 1411 lm - 4000K/CRI 80

2200K	2700K	3000K	4000K
Non Dimmable	Non Dimmable	Non Dimmable	Non Dimmable
● F017G1LA006	● F017G2LA006	● F017G3LA006	● F017G4LA006
● F017G1LA033	● F017G2LA033	● F017G3LA033	● F017G4LA033
1-10V	1-10V	1-10V	1-10V
● F017G1LB006	● F017G2LB006	● F017G3LB006	● F017G4LB006
● F017G1LB033	● F017G2LB033	● F017G3LB033	● F017G4LB033
Dali	Dali	Dali	Dali
● F017G1LD006	● F017G2LD006	● F017G3LD006	● F017G4LD006
● F017G1LD033	● F017G2LD033	● F017G3LD033	● F017G4LD033

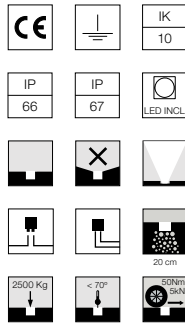
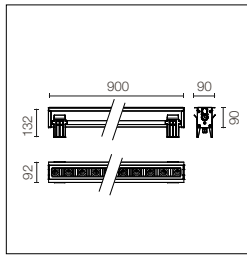


Beam Angle: 13°

h(m)	E(lx)	D(m)
1	7027	0.22
2	1757	0.44
3	781	0.67
4	439	0.89
5	281	1.11

@3000K

Ingraze Adjustable Frame + Asymmetric Louvre L 900



Sorgente high power LED inclusa e ottiche arretrate equipaggiate con griglia frangiluce asimmetrica antiabbagliamento. Alimentazione elettrica 220-240V on off e dimmerabile 1-10V e dali.
Cassaforma per l'installazione obbligatoria da ordinare separatamente.
Precabato con connettori rapidi H₂O Stop presa/spina inclusi. ACT (Anti Corrosion Treatment) a richiesta.

High-power LED source included and rear lenses equipped with anti-glare asymmetrical diffuser grille. 1-10V or DALI on-off and dimmable 220-240V power supply. Compulsory installation box to be ordered separately. Pre-wired with H₂O Stop quick connectors, plug/socket included. ACT (Anti-Corrosion Treatment) upon request.

Optic Spot 15°

Power Led: 26W - LED 2795 lm ≠ OUTPUT 715 lm - 2200K/CRI 80 / 26W - LED 2898 lm ≠ OUTPUT 742 lm - 2700K/CRI 80 / 26W - LED 3105 lm ≠ OUTPUT 795 lm - 3000K/CRI 80 / 26W - LED 3209 lm ≠ OUTPUT 821 lm - 4000K/CRI 80

2200K

Non Dimmable

- F017G1QA006
- F017G1QA033
- 1-10V
- F017G1QB006
- F017G1QB033
- Dali
- F017G1QD006
- F017G1QD033

2700K

Non Dimmable

- F017G2QA006
- F017G2QA033
- 1-10V
- F017G2QB006
- F017G2QB033
- Dali
- F017G2QD006
- F017G2QD033

3000K

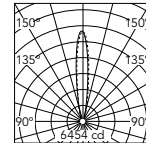
Non Dimmable

- F017G3QA006
- F017G3QA033
- 1-10V
- F017G3QB006
- F017G3QB033
- Dali
- F017G3QD006
- F017G3QD033

4000K

Non Dimmable

- F017G4QA006
- F017G4QA033
- 1-10V
- F017G4QB006
- F017G4QB033
- Dali
- F017G4QD006
- F017G4QD033



@3000K

Beam Angle: 15°	h(m)	E(lx)	Dxm
1	6451	0.25	
2	1613	0.51	
3	717	0.76	
4	403	1.02	
5	258	1.27	

Optic Medium 25°

Power Led: 26W - LED 2795 lm ≠ OUTPUT 757 lm - 2200K/CRI 80 / 26W - LED 2898 lm ≠ OUTPUT 785 lm - 2700K/CRI 80 / 26W - LED 3105 lm ≠ OUTPUT 841 lm - 3000K/CRI 80 / 26W - LED 3209 lm ≠ OUTPUT 869 lm - 4000K/CRI 80

2200K

Non Dimmable

- F017G1RA006
- F017G1RA033
- 1-10V
- F017G1RB006
- F017G1RB033
- Dali
- F017G1RD006
- F017G1RD033

2700K

Non Dimmable

- F017G2RA006
- F017G2RA033
- 1-10V
- F017G2RB006
- F017G2RB033
- Dali
- F017G2RD006
- F017G2RD033

3000K

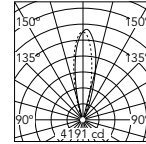
Non Dimmable

- F017G3RA006
- F017G3RA033
- 1-10V
- F017G3RB006
- F017G3RB033
- Dali
- F017G3RD006
- F017G3RD033

4000K

Non Dimmable

- F017G4RA006
- F017G4RA033
- 1-10V
- F017G4RB006
- F017G4RB033
- Dali
- F017G4RD006
- F017G4RD033



@3000K

Beam Angle: 25°	h(m)	E(lx)	Dxm
1	4183	0.45	
2	1046	0.89	
3	465	1.34	
4	261	1.78	
5	167	2.23	

Optic Flood 42°

Power Led: 26W - LED 2795 lm ≠ OUTPUT 606 lm - 2200K/CRI 80 / 26W - LED 2898 lm ≠ OUTPUT 628 lm - 2700K/CRI 80 / 26W - LED 3105 lm ≠ OUTPUT 673 lm - 3000K/CRI 80 / 26W - LED 3209 lm ≠ OUTPUT 696 lm - 4000K/CRI 80

2200K

Non Dimmable

- F017G1SA006
- F017G1SA033
- 1-10V
- F017G1SB006
- F017G1SB033
- Dali
- F017G1SD006
- F017G1SD033

2700K

Non Dimmable

- F017G2SA006
- F017G2SA033
- 1-10V
- F017G2SB006
- F017G2SB033
- Dali
- F017G2SD006
- F017G2SD033

3000K

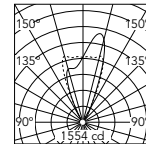
Non Dimmable

- F017G3SA006
- F017G3SA033
- 1-10V
- F017G3SB006
- F017G3SB033
- Dali
- F017G3SD006
- F017G3SD033

4000K

Non Dimmable

- F017G4SA006
- F017G4SA033
- 1-10V
- F017G4SB006
- F017G4SB033
- Dali
- F017G4SD006
- F017G4SD033



@3000K

Beam Angle: 42°	h(m)	E(lx)	Dxm
1	1474	0.76	
2	368	1.51	
3	164	2.27	
4	92	3.03	
5	59	3.78	

Optic Elliptical 12° x 40°

Power Led: 26W - LED 2795 lm ≠ OUTPUT 580 lm - 2200K/CRI 80 / 26W - LED 2898 lm ≠ OUTPUT 602 lm - 2700K/CRI 80 / 26W - LED 3105 lm ≠ OUTPUT 645 lm - 3000K/CRI 80 / 26W - LED 3209 lm ≠ OUTPUT 666 lm - 4000K/CRI 80

2200K

Non Dimmable

- F017G1TA006
- F017G1TA033
- 1-10V
- F017G1TB006
- F017G1TB033
- Dali
- F017G1TD006
- F017G1TD033

2700K

Non Dimmable

- F017G2TA006
- F017G2TA033
- 1-10V
- F017G2TB006
- F017G2TB033
- Dali
- F017G2TD006
- F017G2TD033

3000K

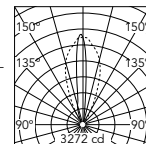
Non Dimmable

- F017G3TA006
- F017G3TA033
- 1-10V
- F017G3TB006
- F017G3TB033
- Dali
- F017G3TD006
- F017G3TD033

4000K

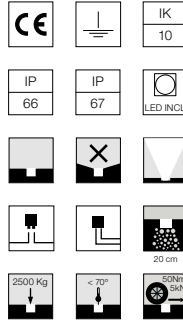
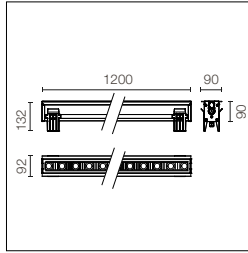
Non Dimmable

- F017G4TA006
- F017G4TA033
- 1-10V
- F017G4TB006
- F017G4TB033
- Dali
- F017G4TD006
- F017G4TD033



@3000K

Beam Angle: 12°	h(m)	E(lx)	Dxm
1	3271	0.21	
2	818	0.42	
3	363	0.62	
4	204	0.83	
5	131	1.04	



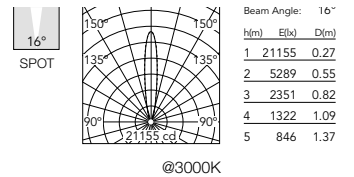
Sorgente high power LED inclusa e ottiche arretrate. Alimentazione elettrica 220-240V on off e dimmerabile 1-10V e dali. Cassaforma per l'installazione obbligatoria da ordinare separatamente. Precabfato con connettori rapidi H₂O Stop presa/spina inclusi. ACT (Anti Corrosion Treatment) a richiesta.

High-power LED source included and rear lenses. 1-10V or DALI on-off and dimmable 220-240V power supply. Compulsory installation box to be ordered separately. Pre-wired with H₂O Stop quick connectors, plug/socket included. ACT (Anti-Corrosion Treatment) upon request.

Optic Spot 16°

Power Led: 33,5W - LED 3726 lm ≠ OUTPUT 2736 lm - 2200K/CRI 80 / 33,5W - LED 3864 lm ≠ OUTPUT 2837 lm - 2700K/CRI 80 / 33,5W - LED 4140 lm ≠ OUTPUT 3040 lm - 3000K/CRI 80 / 33,5W - LED 4278 lm ≠ OUTPUT 3141 lm - 4000K/CRI 80

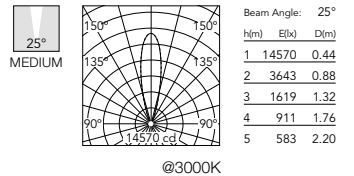
2200K	2700K	3000K	4000K
Non Dimmable	Non Dimmable	Non Dimmable	Non Dimmable
● F017H1AA006	● F017H2AA006	● F017H3AA006	● F017H4AA006
● F017H1AA033	● F017H2AA033	● F017H3AA033	● F017H4AA033
1-10V	1-10V	1-10V	1-10V
● F017H1AB006	● F017H2AB006	● F017H3AB006	● F017H4AB006
● F017H1AB033	● F017H2AB033	● F017H3AB033	● F017H4AB033
Dali	Dali	Dali	Dali
● F017H1AD006	● F017H2AD006	● F017H3AD006	● F017H4AD006
● F017H1AD033	● F017H2AD033	● F017H3AD033	● F017H4AD033



Optic Medium 25°

Power Led: 33,5W - LED 3726 lm ≠ OUTPUT 2945 lm - 2200K/CRI 80 / 33,5W - LED 3864 lm ≠ OUTPUT 3054 lm - 2700K/CRI 80 / 33,5W - LED 4140 lm ≠ OUTPUT 3272 lm - 3000K/CRI 80 / 33,5W - LED 4278 lm ≠ OUTPUT 3381 lm - 4000K/CRI 80

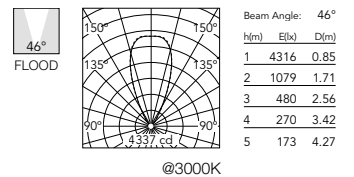
2200K	2700K	3000K	4000K
Non Dimmable	Non Dimmable	Non Dimmable	Non Dimmable
● F017H1BA006	● F017H2BA006	● F017H3BA006	● F017H4BA006
● F017H1BA033	● F017H2BA033	● F017H3BA033	● F017H4BA033
1-10V	1-10V	1-10V	1-10V
● F017H1BB006	● F017H2BB006	● F017H3BB006	● F017H4BB006
● F017H1BB033	● F017H2BB033	● F017H3BB033	● F017H4BB033
Dali	Dali	Dali	Dali
● F017H1BD006	● F017H2BD006	● F017H3BD006	● F017H4BD006
● F017H1BD033	● F017H2BD033	● F017H3BD033	● F017H4BD033



Optic Flood 46°

Power Led: 33,5W - LED 3726 lm ≠ OUTPUT 2565 lm - 2200K/CRI 80 / 33,5W - LED 3864 lm ≠ OUTPUT 2660 lm - 2700K/CRI 80 / 33,5W - LED 4140 lm ≠ OUTPUT 2850 lm - 3000K/CRI 80 / 33,5W - LED 4278 lm ≠ OUTPUT 2945 lm - 4000K/CRI 80

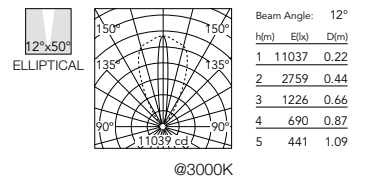
2200K	2700K	3000K	4000K
Non Dimmable	Non Dimmable	Non Dimmable	Non Dimmable
● F017H1CA006	● F017H2CA006	● F017H3CA006	● F017H4CA006
● F017H1CA033	● F017H2CA033	● F017H3CA033	● F017H4CA033
1-10V	1-10V	1-10V	1-10V
● F017H1CB006	● F017H2CB006	● F017H3CB006	● F017H4CB006
● F017H1CB033	● F017H2CB033	● F017H3CB033	● F017H4CB033
Dali	Dali	Dali	Dali
● F017H1CD006	● F017H2CD006	● F017H3CD006	● F017H4CD006
● F017H1CD033	● F017H2CD033	● F017H3CD033	● F017H4CD033



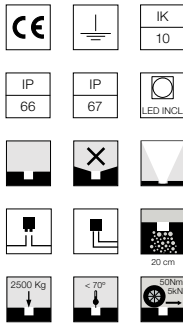
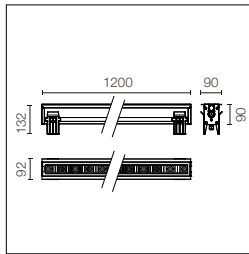
Optic Elliptical 12° x 50°

Power Led: 33,5W - LED 3726 lm ≠ OUTPUT 2572 lm - 2200K/CRI 80 / 33,5W - LED 3864 lm ≠ OUTPUT 2668 lm - 2700K/CRI 80 / 33,5W - LED 4140 lm ≠ OUTPUT 2858 lm - 3000K/CRI 80 / 33,5W - LED 4278 lm ≠ OUTPUT 2953 lm - 4000K/CRI 80

2200K	2700K	3000K	4000K
Non Dimmable	Non Dimmable	Non Dimmable	Non Dimmable
● F017H1DA006	● F017H2DA006	● F017H3DA006	● F017H4DA006
● F017H1DA033	● F017H2DA033	● F017H3DA033	● F017H4DA033
1-10V	1-10V	1-10V	1-10V
● F017H1DB006	● F017H2DB006	● F017H3DB006	● F017H4DB006
● F017H1DB033	● F017H2DB033	● F017H3DB033	● F017H4DB033
Dali	Dali	Dali	Dali
● F017H1DD006	● F017H2DD006	● F017H3DD006	● F017H4DD006
● F017H1DD033	● F017H2DD033	● F017H3DD033	● F017H4DD033



Ingraze Adjustable Frame + Linear Louvre L 1200



Sorgente high power LED inclusa e ottiche arretrate equipaggiate con griglia frangiluce antiabbagliamento. Alimentazione elettrica 220-240V on off e dimmerabile 1-10V e dali.
Cassaforma per l'installazione obbligatoria da ordinare separatamente.
Precabato con connettori rapidi H₂O Stop presa/spina inclusi.
ACT (Anti Corrosion Treatment) a richiesta.

High-power LED source included and rear lenses equipped with anti-glare diffuser grille. 1-10V or DALI on-off and dimmable 220-240V power supply.
Compulsory installation box to be ordered separately.
Pre-wired with H₂O Stop quick connectors, plug/socket included.
ACT (Anti-Corrosion Treatment) upon request.

Optic Spot 16°

Power Led: 33,5W - LED 3726 lm ≠ OUTPUT 2006 lm - 2200K/CRI 80 / 33,5W - LED 3864 lm ≠ OUTPUT 2080 lm - 2700K/CRI 80 / 33,5W - LED 4140 lm ≠ OUTPUT 2229 lm - 3000K/CRI 80 / 33,5W - LED 4278 lm ≠ OUTPUT 2303 lm - 4000K/CRI 80

2200K

Non Dimmable

- F017H1HA006
- F017H1HA033
- 1-10V
- F017H1HB006
- F017H1HB033
- Dali
- F017H1HD006
- F017H1HD033

2700K

Non Dimmable

- F017H2HA006
- F017H2HA033
- 1-10V
- F017H2HB006
- F017H2HB033
- Dali
- F017H2HD006
- F017H2HD033

3000K

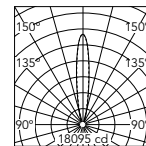
Non Dimmable

- F017H3HA006
- F017H3HA033
- 1-10V
- F017H3HB006
- F017H3HB033
- Dali
- F017H3HD006
- F017H3HD033

4000K

Non Dimmable

- F017H4HA006
- F017H4HA033
- 1-10V
- F017H4HB006
- F017H4HB033
- Dali
- F017H4HD006
- F017H4HD033



@3000K

Beam Angle: 16°	h(m)	E(lx)	Dxm
1	18095	0.28	
2	4524	0.56	
3	2011	0.83	
4	1131	1.11	
5	724	1.39	

Optic Medium 25°

Power Led: 33,5W - LED 3726 lm ≠ OUTPUT 2125 lm - 2200K/CRI 80 / 33,5W - LED 3864 lm ≠ OUTPUT 2203 lm - 2700K/CRI 80 / 33,5W - LED 4140 lm ≠ OUTPUT 2361 lm - 3000K/CRI 80 / 33,5W - LED 4278 lm ≠ OUTPUT 2439 lm - 4000K/CRI 80

2200K

Non Dimmable

- F017H1JA006
- F017H1JA033
- 1-10V
- F017H1JB006
- F017H1JB033
- Dali
- F017H1JD006
- F017H1JD033

2700K

Non Dimmable

- F017H2JA006
- F017H2JA033
- 1-10V
- F017H2JB006
- F017H2JB033
- Dali
- F017H2JD006
- F017H2JD033

3000K

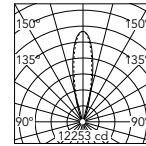
Non Dimmable

- F017H3JA006
- F017H3JA033
- 1-10V
- F017H3JB006
- F017H3JB033
- Dali
- F017H3JD006
- F017H3JD033

4000K

Non Dimmable

- F017H4JA006
- F017H4JA033
- 1-10V
- F017H4JB006
- F017H4JB033
- Dali
- F017H4JD006
- F017H4JD033



@3000K

Beam Angle: 25°	h(m)	E(lx)	Dxm
1	12253	0.44	
2	3063	0.87	
3	1361	1.31	
4	766	1.74	
5	490	2.18	

Optic Flood 39°

Power Led: 33,5W - LED 3726 lm ≠ OUTPUT 1643 lm - 2200K/CRI 80 / 33,5W - LED 3864 lm ≠ OUTPUT 1704 lm - 2700K/CRI 80 / 33,5W - LED 4140 lm ≠ OUTPUT 1826 lm - 3000K/CRI 80 / 33,5W - LED 4278 lm ≠ OUTPUT 1887 lm - 4000K/CRI 80

2200K

Non Dimmable

- F017H1KA006
- F017H1KA033
- 1-10V
- F017H1KB006
- F017H1KB033
- Dali
- F017H1KD006
- F017H1KD033

2700K

Non Dimmable

- F017H2KA006
- F017H2KA033
- 1-10V
- F017H2KB006
- F017H2KB033
- Dali
- F017H2KD006
- F017H2KD033

3000K

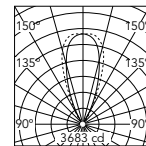
Non Dimmable

- F017H3KA006
- F017H3KA033
- 1-10V
- F017H3KB006
- F017H3KB033
- Dali
- F017H3KD006
- F017H3KD033

4000K

Non Dimmable

- F017H4KA006
- F017H4KA033
- 1-10V
- F017H4KB006
- F017H4KB033
- Dali
- F017H4KD006
- F017H4KD033



@3000K

Beam Angle: 39°	h(m)	E(lx)	Dxm
1	3672	0.71	
2	918	1.43	
3	408	2.14	
4	230	2.86	
5	147	3.57	

Optic Elliptical 13° x 40°

Power Led: 33,5W - LED 3726 lm ≠ OUTPUT 1639 lm - 2200K/CRI 80 / 33,5W - LED 3864 lm ≠ OUTPUT 1700 lm - 2700K/CRI 80 / 33,5W - LED 4140 lm ≠ OUTPUT 1821 lm - 3000K/CRI 80 / 33,5W - LED 4278 lm ≠ OUTPUT 1882 lm - 4000K/CRI 80

2200K

Non Dimmable

- F017H1LA006
- F017H1LA033
- 1-10V
- F017H1LB006
- F017H1LB033
- Dali
- F017H1LD006
- F017H1LD033

2700K

Non Dimmable

- F017H2LA006
- F017H2LA033
- 1-10V
- F017H2LB006
- F017H2LB033
- Dali
- F017H2LD006
- F017H2LD033

3000K

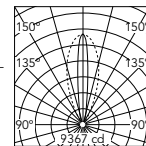
Non Dimmable

- F017H3LA006
- F017H3LA033
- 1-10V
- F017H3LB006
- F017H3LB033
- Dali
- F017H3LD006
- F017H3LD033

4000K

Non Dimmable

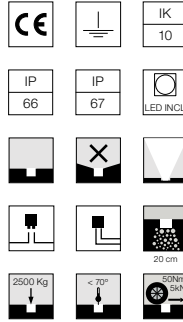
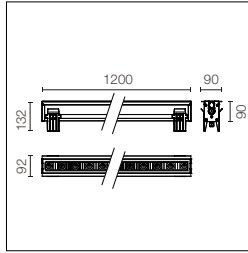
- F017H4LA006
- F017H4LA033
- 1-10V
- F017H4LB006
- F017H4LB033
- Dali
- F017H4LD006
- F017H4LD033



@3000K

Beam Angle: 13°	h(m)	E(lx)	Dxm
1	9367	0.22	
2	2342	0.44	
3	1041	0.67	
4	585	0.89	
5	375	1.11	

Ingraze Adjustable Frame + Asymmetric Louvre L 1200



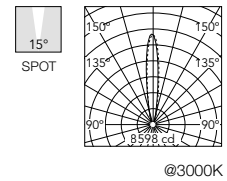
Sorgente high power LED inclusa e ottiche arretrate equipaggiate con griglia frangiluce asimmetrica antiabbagliamento. Alimentazione elettrica 220-240V on off e dimmerabile 1-10V e dali.
Cassaforma per l'installazione obbligatoria da ordinare separatamente.
Precabato con connettori rapidi H₂O Stop presa/spina inclusi.
ACT (Anti Corrosion Treatment) a richiesta.

High-power LED source included and rear lenses equipped with anti-glare asymmetrical diffuser grille. 1-10V or DALI on-off and dimmable 220-240V power supply.
Compulsory installation box to be ordered separately.
Pre-wired with H₂O Stop quick connectors, plug/socket included.
ACT (Anti-Corrosion Treatment) upon request.

Optic Spot 15°

Power Led: 33,5W - LED 3726 lm ≠ OUTPUT 954 lm - 2200K/CRI 80 / 33,5W - LED 3864 lm ≠ OUTPUT 989 lm - 2700K/CRI 80 / 33,5W - LED 4140 lm ≠ OUTPUT 1059 lm - 3000K/CRI 80 / 33,5W - LED 4278 lm ≠ OUTPUT 1095 lm - 4000K/CRI 80

2200K	2700K	3000K	4000K
Non Dimmable	Non Dimmable	Non Dimmable	Non Dimmable
● F017H1QA006	● F017H2QA006	● F017H3QA006	● F017H4QA006
● F017H1QA033	● F017H2QA033	● F017H3QA033	● F017H4QA033
1-10V	1-10V	1-10V	1-10V
● F017H1QB006	● F017H2QB006	● F017H3QB006	● F017H4QB006
● F017H1QB033	● F017H2QB033	● F017H3QB033	● F017H4QB033
Dali	Dali	Dali	Dali
● F017H1QD006	● F017H2QD006	● F017H3QD006	● F017H4QD006
● F017H1QD033	● F017H2QD033	● F017H3QD033	● F017H4QD033



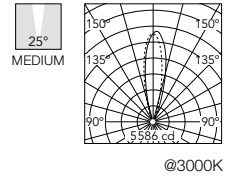
Beam Angle:	15°	
h(m)	Et(b)	D(m)
1	8593	0.25
2	2148	0.51
3	955	0.76
4	537	1.02
5	344	1.27

@3000K

Optic Medium 25°

Power Led: 33,5W - LED 3726 lm ≠ OUTPUT 1009 lm - 2200K/CRI 80 / 33,5W - LED 3864 lm ≠ OUTPUT 1046 lm - 2700K/CRI 80 / 33,5W - LED 4140 lm ≠ OUTPUT 1121 lm - 3000K/CRI 80 / 33,5W - LED 4278 lm ≠ OUTPUT 1158 lm - 4000K/CRI 80

2200K	2700K	3000K	4000K
Non Dimmable	Non Dimmable	Non Dimmable	Non Dimmable
● F017H1RA006	● F017H2RA006	● F017H3RA006	● F017H4RA006
● F017H1RA033	● F017H2RA033	● F017H3RA033	● F017H4RA033
1-10V	1-10V	1-10V	1-10V
● F017H1RB006	● F017H2RB006	● F017H3RB006	● F017H4RB006
● F017H1RB033	● F017H2RB033	● F017H3RB033	● F017H4RB033
Dali	Dali	Dali	Dali
● F017H1RD006	● F017H2RD006	● F017H3RD006	● F017H4RD006
● F017H1RD033	● F017H2RD033	● F017H3RD033	● F017H4RD033



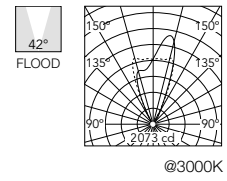
Beam Angle:	25°	
h(m)	Et(b)	D(m)
1	5576	0.45
2	1394	0.89
3	620	1.34
4	349	1.78
5	223	2.23

@3000K

Optic Flood 42°

Power Led: 33,5W - LED 3726 lm ≠ OUTPUT 808 lm - 2200K/CRI 80 / 33,5W - LED 3864 lm ≠ OUTPUT 838 lm - 2700K/CRI 80 / 33,5W - LED 4140 lm ≠ OUTPUT 898 lm - 3000K/CRI 80 / 33,5W - LED 4278 lm ≠ OUTPUT 928 lm - 4000K/CRI 80

2200K	2700K	3000K	4000K
Non Dimmable	Non Dimmable	Non Dimmable	Non Dimmable
● F017H1SA006	● F017H2SA006	● F017H3SA006	● F017H4SA006
● F017H1SA033	● F017H2SA033	● F017H3SA033	● F017H4SA033
1-10V	1-10V	1-10V	1-10V
● F017H1SB006	● F017H2SB006	● F017H3SB006	● F017H4SB006
● F017H1SB033	● F017H2SB033	● F017H3SB033	● F017H4SB033
Dali	Dali	Dali	Dali
● F017H1SD006	● F017H2SD006	● F017H3SD006	● F017H4SD006
● F017H1SD033	● F017H2SD033	● F017H3SD033	● F017H4SD033



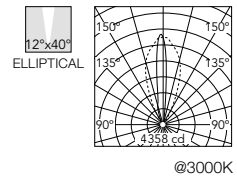
Beam Angle:	42°	
h(m)	Et(b)	D(m)
1	1967	0.76
2	492	1.51
3	219	2.27
4	123	3.03
5	79	3.78

@3000K

Optic Elliptical 12° x 40°

Power Led: 33,5W - LED 3726 lm ≠ OUTPUT 773 lm - 2200K/CRI 80 / 33,5W - LED 3864 lm ≠ OUTPUT 802 lm - 2700K/CRI 80 / 33,5W - LED 4140 lm ≠ OUTPUT 859 lm - 3000K/CRI 80 / 33,5W - LED 4278 lm ≠ OUTPUT 888 lm - 4000K/CRI 80

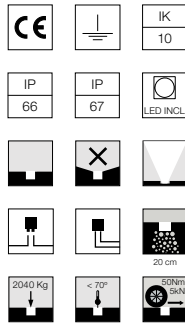
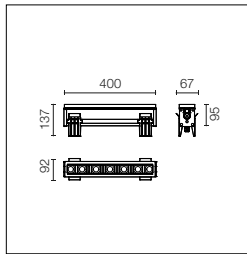
2200K	2700K	3000K	4000K
Non Dimmable	Non Dimmable	Non Dimmable	Non Dimmable
● F017H1TA006	● F017H2TA006	● F017H3TA006	● F017H4TA006
● F017H1TA033	● F017H2TA033	● F017H3TA033	● F017H4TA033
1-10V	1-10V	1-10V	1-10V
● F017H1TB006	● F017H2TB006	● F017H3TB006	● F017H4TB006
● F017H1TB033	● F017H2TB033	● F017H3TB033	● F017H4TB033
Dali	Dali	Dali	Dali
● F017H1TD006	● F017H2TD006	● F017H3TD006	● F017H4TD006
● F017H1TD033	● F017H2TD033	● F017H3TD033	● F017H4TD033



Beam Angle:	12°	
h(m)	Et(b)	D(m)
1	4356	0.21
2	1089	0.42
3	484	0.62
4	272	0.83
5	174	1.04

@3000K

Ingraze Adjustable Frameless L 400



Sorgente high power LED inclusa e ottiche arretrate. Alimentazione elettrica 220-240V on off e dimmerabile 1-10V e dali. Cassaforma per l'installazione obbligatoria da ordinare separatamente. Precabfato con connettori rapidi H₂O Stop presa/spina inclusi. ACT (Anti Corrosion Treatment) a richiesta.

High-power LED source included and rear lenses. 1-10V or DALI on-off and dimmable 220-240V power supply. Compulsory installation box to be ordered separately. Pre-wired with H₂O Stop quick connectors, plug/socket included. ACT (Anti-Corrosion Treatment) upon request.

Optic Spot 16°

Power Led: 12,5W - LED 1304 lm ≠ OUTPUT 958 lm - 2200K/CRI 80 / 12,5W - LED 1352 lm ≠ OUTPUT 993 lm - 2700K/CRI 80 / 12,5W - LED 1449 lm ≠ OUTPUT 1064 lm - 3000K/CRI 80 / 12,5W - LED 1497 lm ≠ OUTPUT 1100 lm - 4000K/CRI 80

2200K

Non Dimmable

- F017N1AA006
- F017N1AA033
- 1-10V
- F017N1AB006
- F017N1AB033
- Dali
- F017N1AD006
- F017N1AD033

2700K

Non Dimmable

- F017N2AA006
- F017N2AA033
- 1-10V
- F017N2AB006
- F017N2AB033
- Dali
- F017N2AD006
- F017N2AD033

3000K

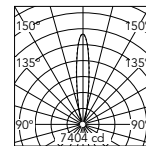
Non Dimmable

- F017N3AA006
- F017N3AA033
- 1-10V
- F017N3AB006
- F017N3AB033
- Dali
- F017N3AD006
- F017N3AD033

4000K

Non Dimmable

- F017N4AA006
- F017N4AA033
- 1-10V
- F017N4AB006
- F017N4AB033
- Dali
- F017N4AD006
- F017N4AD033



@3000K

Beam Angle: 16°			
h(m)	E lx	D(m)	
1	7404	0.27	
2	1851	0.55	
3	823	0.82	
4	463	1.09	
5	296	1.37	

Optic Medium 25°

Power Led: 12,5W - LED 1304 lm ≠ OUTPUT 1031 lm - 2200K/CRI 80 / 12,5W - LED 1352 lm ≠ OUTPUT 1069 lm - 2700K/CRI 80 / 12,5W - LED 1449 lm ≠ OUTPUT 1146 lm - 3000K/CRI 80 / 12,5W - LED 1497 lm ≠ OUTPUT 1184 lm - 4000K/CRI 80

2200K

Non Dimmable

- F017N1BA006
- F017N1BA033
- 1-10V
- F017N1BB006
- F017N1BB033
- Dali
- F017N1BD006
- F017N1BD033

2700K

Non Dimmable

- F017N2BA006
- F017N2BA033
- 1-10V
- F017N2BB006
- F017N2BB033
- Dali
- F017N2BD006
- F017N2BD033

3000K

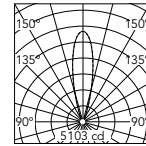
Non Dimmable

- F017N3BA006
- F017N3BA033
- 1-10V
- F017N3BB006
- F017N3BB033
- Dali
- F017N3BD006
- F017N3BD033

4000K

Non Dimmable

- F017N4BA006
- F017N4BA033
- 1-10V
- F017N4BB006
- F017N4BB033
- Dali
- F017N4BD006
- F017N4BD033



@3000K

Beam Angle: 25°			
h(m)	E lx	D(m)	
1	5103	0.44	
2	1276	0.88	
3	567	1.32	
4	319	1.76	
5	204	2.20	

Optic Flood 46°

Power Led: 12,5W - LED 1304 lm ≠ OUTPUT 898 lm - 2200K/CRI 80 / 12,5W - LED 1352 lm ≠ OUTPUT 931 lm - 2700K/CRI 80 / 12,5W - LED 1449 lm ≠ OUTPUT 998 lm - 3000K/CRI 80 / 12,5W - LED 1497 lm ≠ OUTPUT 1031 lm - 4000K/CRI 80

2200K

Non Dimmable

- F017N1CA006
- F017N1CA033
- 1-10V
- F017N1CB006
- F017N1CB033
- Dali
- F017N1CD006
- F017N1CD033

2700K

Non Dimmable

- F017N2CA006
- F017N2CA033
- 1-10V
- F017N2CB006
- F017N2CB033
- Dali
- F017N2CD006
- F017N2CD033

3000K

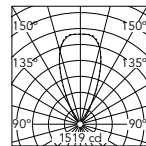
Non Dimmable

- F017N3CA006
- F017N3CA033
- 1-10V
- F017N3CB006
- F017N3CB033
- Dali
- F017N3CD006
- F017N3CD033

4000K

Non Dimmable

- F017N4CA006
- F017N4CA033
- 1-10V
- F017N4CB006
- F017N4CB033
- Dali
- F017N4CD006
- F017N4CD033



@3000K

Beam Angle: 46°			
h(m)	E lx	D(m)	
1	1511	0.85	
2	378	1.71	
3	168	2.56	
4	94	3.42	
5	60	4.27	

Optic Elliptical 12° x 50°

Power Led: 12,5W - LED 1304 lm ≠ OUTPUT 901 lm - 2200K/CRI 80 / 12,5W - LED 1352 lm ≠ OUTPUT 934 lm - 2700K/CRI 80 / 12,5W - LED 1449 lm ≠ OUTPUT 1001 lm - 3000K/CRI 80 / 12,5W - LED 1497 lm ≠ OUTPUT 1034 lm - 4000K/CRI 80

2200K

Non Dimmable

- F017N1DA006
- F017N1DA033
- 1-10V
- F017N1DB006
- F017N1DB033
- Dali
- F017N1DD006
- F017N1DD033

2700K

Non Dimmable

- F017N2DA006
- F017N2DA033
- 1-10V
- F017N2DB006
- F017N2DB033
- Dali
- F017N2DD006
- F017N2DD033

3000K

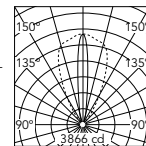
Non Dimmable

- F017N3DA006
- F017N3DA033
- 1-10V
- F017N3DB006
- F017N3DB033
- Dali
- F017N3DD006
- F017N3DD033

4000K

Non Dimmable

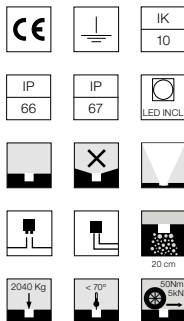
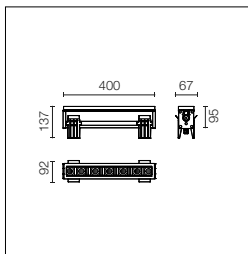
- F017N4DA006
- F017N4DA033
- 1-10V
- F017N4DB006
- F017N4DB033
- Dali
- F017N4DD006
- F017N4DD033



@3000K

Beam Angle: 12°			
h(m)	E lx	D(m)	
1	3866	0.22	
2	966	0.44	
3	430	0.66	
4	242	0.87	
5	155	1.09	

Ingraze Adjustable Frameless + Linear Louvre L 400



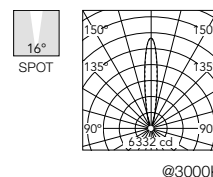
Sorgente high power LED inclusa e ottiche arretrate equipaggiate con griglia frangiluce antiabbagliamento. Alimentazione elettrica 220-240V on off e dimmerabile 1-10V e dali.
Cassaforma per l'installazione obbligatoria da ordinare separatamente.
Precablato con connettori rapidi H₂O Stop presa/spina inclusi.
ACT (Anti Corrosion Treatment) a richiesta.

High-power LED source included and rear lenses equipped with anti-glare diffuser grille. 1-10V or DALI on-off and dimmable 220-240V power supply.
Compulsory installation box to be ordered separately.
Pre-wired with H₂O Stop quick connectors, plug/socket included.
ACT (Anti-Corrosion Treatment) upon request.

Optic Spot 16°

Power Led: 12,5W - LED 1304 lm ≠ OUTPUT 702 lm - 2200K/CRI 80 / 12,5W - LED 1352 lm ≠ OUTPUT 728 lm - 2700K/CRI 80 / 12,5W - LED 1449 lm ≠ OUTPUT 780 lm - 3000K/CRI 80 / 12,5W - LED 1497 lm ≠ OUTPUT 806 lm - 4000K/CRI 80

2200K	2700K	3000K	4000K
Non Dimmable	Non Dimmable	Non Dimmable	Non Dimmable
● F017N1HA006	● F017N2HA006	● F017N3HA006	● F017N4HA006
● F017N1HA033	● F017N2HA033	● F017N3HA033	● F017N4HA033
1-10V	1-10V	1-10V	1-10V
● F017N1HB006	● F017N2HB006	● F017N3HB006	● F017N4HB006
● F017N1HB033	● F017N2HB033	● F017N3HB033	● F017N4HB033
Dali	Dali	Dali	Dali
● F017N1HD006	● F017N2HD006	● F017N3HD006	● F017N4HD006
● F017N1HD033	● F017N2HD033	● F017N3HD033	● F017N4HD033



Beam Angle: 16°

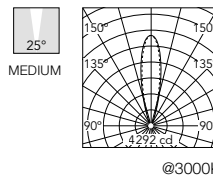
h(m)	E(ft)	D(m)
1	6332	0.28
2	1583	0.56
3	704	0.83
4	396	1.11
5	253	1.39

@3000K

Optic Medium 25°

Power Led: 12,5W - LED 1304 lm ≠ OUTPUT 744 lm - 2200K/CRI 80 / 12,5W - LED 1352 lm ≠ OUTPUT 772 lm - 2700K/CRI 80 / 12,5W - LED 1449 lm ≠ OUTPUT 827 lm - 3000K/CRI 80 / 12,5W - LED 1497 lm ≠ OUTPUT 854 lm - 4000K/CRI 80

2200K	2700K	3000K	4000K
Non Dimmable	Non Dimmable	Non Dimmable	Non Dimmable
● F017N1JA006	● F017N2JA006	● F017N3JA006	● F017N4JA006
● F017N1JA033	● F017N2JA033	● F017N3JA033	● F017N4JA033
1-10V	1-10V	1-10V	1-10V
● F017N1JB006	● F017N2JB006	● F017N3JB006	● F017N4JB006
● F017N1JB033	● F017N2JB033	● F017N3JB033	● F017N4JB033
Dali	Dali	Dali	Dali
● F017N1JD006	● F017N2JD006	● F017N3JD006	● F017N4JD006
● F017N1JD033	● F017N2JD033	● F017N3JD033	● F017N4JD033



Beam Angle: 25°

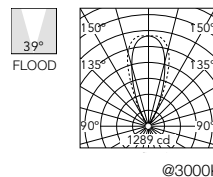
h(m)	E(ft)	D(m)
1	4292	0.44
2	1073	0.87
3	477	1.31
4	268	1.74
5	172	2.18

@3000K

Optic Flood 39°

Power Led: 12,5W - LED 1304 lm ≠ OUTPUT 576 lm - 2200K/CRI 80 / 12,5W - LED 1352 lm ≠ OUTPUT 597 lm - 2700K/CRI 80 / 12,5W - LED 1449 lm ≠ OUTPUT 639 lm - 3000K/CRI 80 / 12,5W - LED 1497 lm ≠ OUTPUT 661 lm - 4000K/CRI 80

2200K	2700K	3000K	4000K
Non Dimmable	Non Dimmable	Non Dimmable	Non Dimmable
● F017N1KA006	● F017N2KA006	● F017N3KA006	● F017N4KA006
● F017N1KA033	● F017N2KA033	● F017N3KA033	● F017N4KA033
1-10V	1-10V	1-10V	1-10V
● F017N1KB006	● F017N2KB006	● F017N3KB006	● F017N4KB006
● F017N1KB033	● F017N2KB033	● F017N3KB033	● F017N4KB033
Dali	Dali	Dali	Dali
● F017N1KD006	● F017N2KD006	● F017N3KD006	● F017N4KD006
● F017N1KD033	● F017N2KD033	● F017N3KD033	● F017N4KD033



Beam Angle: 39°

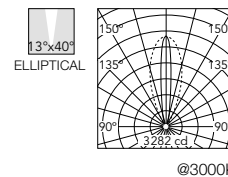
h(m)	E(ft)	D(m)
1	1285	0.71
2	321	1.43
3	143	2.14
4	80	2.86
5	51	3.57

@3000K

Optic Elliptical 13° x 40°

Power Led: 12,5W - LED 1304 lm ≠ OUTPUT 574 lm - 2200K/CRI 80 / 12,5W - LED 1352 lm ≠ OUTPUT 595 lm - 2700K/CRI 80 / 12,5W - LED 1449 lm ≠ OUTPUT 638 lm - 3000K/CRI 80 / 12,5W - LED 1497 lm ≠ OUTPUT 659 lm - 4000K/CRI 80

2200K	2700K	3000K	4000K
Non Dimmable	Non Dimmable	Non Dimmable	Non Dimmable
● F017N1LA006	● F017N2LA006	● F017N3LA006	● F017N4LA006
● F017N1LA033	● F017N2LA033	● F017N3LA033	● F017N4LA033
1-10V	1-10V	1-10V	1-10V
● F017N1LB006	● F017N2LB006	● F017N3LB006	● F017N4LB006
● F017N1LB033	● F017N2LB033	● F017N3LB033	● F017N4LB033
Dali	Dali	Dali	Dali
● F017N1LD006	● F017N2LD006	● F017N3LD006	● F017N4LD006
● F017N1LD033	● F017N2LD033	● F017N3LD033	● F017N4LD033

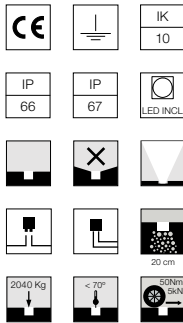
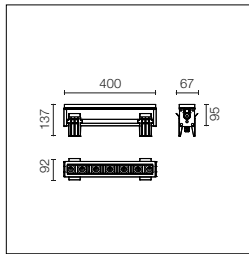


Beam Angle: 13°

h(m)	E(ft)	D(m)
1	3282	0.22
2	820	0.44
3	365	0.67
4	205	0.89
5	131	1.11

@3000K

Ingraze Adjustable Frameless + Asymmetric Louvre L 400



Sorgente high power LED inclusa e ottiche arretrate equipaggiate con griglia frangiluce asimmetrica antiabbagliamento. Alimentazione elettrica 220-240V on off e dimmerabile 1-10V e dali.
Cassaforma per l'installazione obbligatoria da ordinare separatamente.
Precabato con connettori rapidi H₂O Stop presa/spina inclusi.
ACT (Anti Corrosion Treatment) a richiesta.

High-power LED source included and rear lenses equipped with anti-glare asymmetrical diffuser grille. 1-10V or DALI on-off and dimmable 220-240V power supply. Compulsory installation box to be ordered separately.
Pre-wired with H₂O Stop quick connectors, plug/socket included.
ACT (Anti-Corrosion Treatment) upon request.

Optic Spot 15°

Power Led: 12,5W - LED 1304 lm ≠ OUTPUT 334 lm - 2200K/CRI 80 / 12,5W - LED 1352 lm ≠ OUTPUT 346 lm - 2700K/CRI 80 / 12,5W - LED 1449 lm ≠ OUTPUT 371 lm - 3000K/CRI 80 / 12,5W - LED 1497 lm ≠ OUTPUT 383 lm - 4000K/CRI 80

2200K

Non Dimmable

- F017N1QA006
- F017N1QA033
- 1-10V
- F017N1QB006
- F017N1QB033
- Dali
- F017N1QD006
- F017N1QD033

2700K

Non Dimmable

- F017N2QA006
- F017N2QA033
- 1-10V
- F017N2QB006
- F017N2QB033
- Dali
- F017N2QD006
- F017N2QD033

3000K

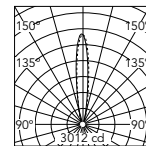
Non Dimmable

- F017N3QA006
- F017N3QA033
- 1-10V
- F017N3QB006
- F017N3QB033
- Dali
- F017N3QD006
- F017N3QD033

4000K

Non Dimmable

- F017N4QA006
- F017N4QA033
- 1-10V
- F017N4QB006
- F017N4QB033
- Dali
- F017N4QD006
- F017N4QD033



@3000K

Beam Angle: 15°			
h(m)	E(lx)	D(m)	
1	3010	0.25	
2	753	0.51	
3	334	0.76	
4	188	1.02	
5	120	1.27	

Optic Medium 25°

Power Led: 12,5W - LED 1304 lm ≠ OUTPUT 353 lm - 2200K/CRI 80 / 12,5W - LED 1352 lm ≠ OUTPUT 367 lm - 2700K/CRI 80 / 12,5W - LED 1449 lm ≠ OUTPUT 393 lm - 3000K/CRI 80 / 12,5W - LED 1497 lm ≠ OUTPUT 406 lm - 4000K/CRI 80

2200K

Non Dimmable

- F017N1RA006
- F017N1RA033
- 1-10V
- F017N1RB006
- F017N1RB033
- Dali
- F017N1RD006
- F017N1RD033

2700K

Non Dimmable

- F017N2RA006
- F017N2RA033
- 1-10V
- F017N2RB006
- F017N2RB033
- Dali
- F017N2RD006
- F017N2RD033

3000K

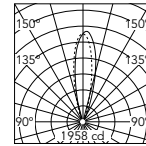
Non Dimmable

- F017N3RA006
- F017N3RA033
- 1-10V
- F017N3RB006
- F017N3RB033
- Dali
- F017N3RD006
- F017N3RD033

4000K

Non Dimmable

- F017N4RA006
- F017N4RA033
- 1-10V
- F017N4RB006
- F017N4RB033
- Dali
- F017N4RD006
- F017N4RD033



@3000K

Beam Angle: 25°			
h(m)	E(lx)	D(m)	
1	1955	0.45	
2	489	0.89	
3	217	1.34	
4	122	1.78	
5	78	2.23	

Optic Flood 42°

Power Led: 12,5W - LED 1304 lm ≠ OUTPUT 283 lm - 2200K/CRI 80 / 12,5W - LED 1352 lm ≠ OUTPUT 294 lm - 2700K/CRI 80 / 12,5W - LED 1449 lm ≠ OUTPUT 314 lm - 3000K/CRI 80 / 12,5W - LED 1497 lm ≠ OUTPUT 325 lm - 4000K/CRI 80

2200K

Non Dimmable

- F017N1SA006
- F017N1SA033
- 1-10V
- F017N1SB006
- F017N1SB033
- Dali
- F017N1SD006
- F017N1SD033

2700K

Non Dimmable

- F017N2SA006
- F017N2SA033
- 1-10V
- F017N2SB006
- F017N2SB033
- Dali
- F017N2SD006
- F017N2SD033

3000K

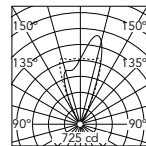
Non Dimmable

- F017N3SA006
- F017N3SA033
- 1-10V
- F017N3SB006
- F017N3SB033
- Dali
- F017N3SD006
- F017N3SD033

4000K

Non Dimmable

- F017N4SA006
- F017N4SA033
- 1-10V
- F017N4SB006
- F017N4SB033
- Dali
- F017N4SD006
- F017N4SD033



@3000K

Beam Angle: 42°			
h(m)	E(lx)	D(m)	
1	688	0.76	
2	172	1.51	
3	76	2.27	
4	43	3.03	
5	28	3.78	

Optic Elliptical 12° x 40°

Power Led: 12,5W - LED 1304 lm ≠ OUTPUT 271 lm - 2200K/CRI 80 / 12,5W - LED 1352 lm ≠ OUTPUT 281 lm - 2700K/CRI 80 / 12,5W - LED 1449 lm ≠ OUTPUT 301 lm - 3000K/CRI 80 / 12,5W - LED 1497 lm ≠ OUTPUT 311 lm - 4000K/CRI 80

2200K

Non Dimmable

- F017N1TA006
- F017N1TA033
- 1-10V
- F017N1TB006
- F017N1TB033
- Dali
- F017N1TD006
- F017N1TD033

2700K

Non Dimmable

- F017N2TA006
- F017N2TA033
- 1-10V
- F017N2TB006
- F017N2TB033
- Dali
- F017N2TD006
- F017N2TD033

3000K

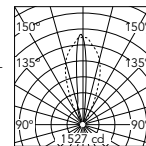
Non Dimmable

- F017N3TA006
- F017N3TA033
- 1-10V
- F017N3TB006
- F017N3TB033
- Dali
- F017N3TD006
- F017N3TD033

4000K

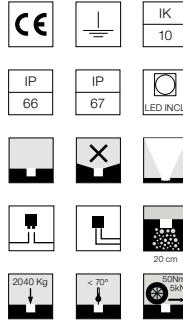
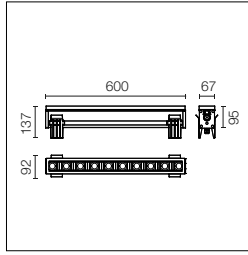
Non Dimmable

- F017N4TA006
- F017N4TA033
- 1-10V
- F017N4TB006
- F017N4TB033
- Dali
- F017N4TD006
- F017N4TD033



@3000K

Beam Angle: 12°			
h(m)	E(lx)	D(m)	
1	1526	0.21	
2	382	0.42	
3	170	0.62	
4	95	0.83	
5	61	1.04	



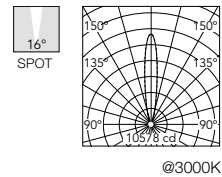
Sorgente high power LED inclusa e ottiche arretrate. Alimentazione elettrica 220-240V on off e dimmerabile 1-10V e dali. Cassaforma per l'installazione obbligatoria da ordinare separatamente. Precabato con connettori rapidi H₂O Stop presa/spina inclusi. ACT (Anti Corrosion Treatment) a richiesta.

High-power LED source included and rear lenses. 1-10V or DALI on-off and dimmable 220-240V power supply. Compulsory installation box to be ordered separately. Pre-wired with H₂O Stop quick connectors, plug/socket included. ACT (Anti-Corrosion Treatment) upon request.

Optic Spot 16°

Power Led: 17W - LED 1863 lm ≠ OUTPUT 1368 lm - 2200K/CRI 80 / 17W - LED 1932 lm ≠ OUTPUT 1419 lm - 2700K/CRI 80 / 17W - LED 2070 lm ≠ OUTPUT 1520 lm - 3000K/CRI 80 / 17W - LED 2139 lm ≠ OUTPUT 1571 lm - 4000K/CRI 80

2200K	2700K	3000K	4000K
Non Dimmable	Non Dimmable	Non Dimmable	Non Dimmable
● F017P1AA006	● F017P2AA006	● F017P3AA006	● F017P4AA006
● F017P1AA033	● F017P2AA033	● F017P3AA033	● F017P4AA033
1-10V	1-10V	1-10V	1-10V
● F017P1AB006	● F017P2AB006	● F017P3AB006	● F017P4AB006
● F017P1AB033	● F017P2AB033	● F017P3AB033	● F017P4AB033
Dali	Dali	Dali	Dali
● F017P1AD006	● F017P2AD006	● F017P3AD006	● F017P4AD006
● F017P1AD033	● F017P2AD033	● F017P3AD033	● F017P4AD033



Beam Angle: 16°

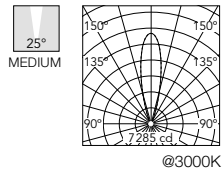
h(m)	E(lx)	D(m)
1	10578	0.27
2	2644	0.55
3	1175	0.82
4	661	1.09
5	423	1.37

@3000K

Optic Medium 25°

Power Led: 17W - LED 1863 lm ≠ OUTPUT 1473 lm - 2200K/CRI 80 / 17W - LED 1932 lm ≠ OUTPUT 1527 lm - 2700K/CRI 80 / 17W - LED 2070 lm ≠ OUTPUT 1636 lm - 3000K/CRI 80 / 17W - LED 2139 lm ≠ OUTPUT 1691 lm - 4000K/CRI 80

2200K	2700K	3000K	4000K
Non Dimmable	Non Dimmable	Non Dimmable	Non Dimmable
● F017P1BA006	● F017P2BA006	● F017P3BA006	● F017P4BA006
● F017P1BA033	● F017P2BA033	● F017P3BA033	● F017P4BA033
1-10V	1-10V	1-10V	1-10V
● F017P1BB006	● F017P2BB006	● F017P3BB006	● F017P4BB006
● F017P1BB033	● F017P2BB033	● F017P3BB033	● F017P4BB033
Dali	Dali	Dali	Dali
● F017P1BD006	● F017P2BD006	● F017P3BD006	● F017P4BD006
● F017P1BD033	● F017P2BD033	● F017P3BD033	● F017P4BD033



Beam Angle: 25°

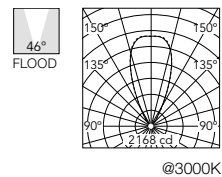
h(m)	E(lx)	D(m)
1	7285	0.44
2	1821	0.88
3	809	1.32
4	455	1.76
5	291	2.20

@3000K

Optic Flood 46°

Power Led: 17W - LED 1863 lm ≠ OUTPUT 1283 lm - 2200K/CRI 80 / 17W - LED 1932 lm ≠ OUTPUT 1330 lm - 2700K/CRI 80 / 17W - LED 2070 lm ≠ OUTPUT 1425 lm - 3000K/CRI 80 / 17W - LED 2139 lm ≠ OUTPUT 1473 lm - 4000K/CRI 80

2200K	2700K	3000K	4000K
Non Dimmable	Non Dimmable	Non Dimmable	Non Dimmable
● F017P1CA006	● F017P2CA006	● F017P3CA006	● F017P4CA006
● F017P1CA033	● F017P2CA033	● F017P3CA033	● F017P4CA033
1-10V	1-10V	1-10V	1-10V
● F017P1CB006	● F017P2CB006	● F017P3CB006	● F017P4CB006
● F017P1CB033	● F017P2CB033	● F017P3CB033	● F017P4CB033
Dali	Dali	Dali	Dali
● F017P1CD006	● F017P2CD006	● F017P3CD006	● F017P4CD006
● F017P1CD033	● F017P2CD033	● F017P3CD033	● F017P4CD033



Beam Angle: 46°

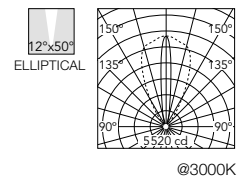
h(m)	E(lx)	D(m)
1	2158	0.85
2	539	1.71
3	240	2.56
4	135	3.42
5	86	4.27

@3000K

Optic Elliptical 12° x 50°

Power Led: 17W - LED 1863 lm ≠ OUTPUT 1286 lm - 2200K/CRI 80 / 17W - LED 1932 lm ≠ OUTPUT 1334 lm - 2700K/CRI 80 / 17W - LED 2070 lm ≠ OUTPUT 1429 lm - 3000K/CRI 80 / 17W - LED 2139 lm ≠ OUTPUT 1477 lm - 4000K/CRI 80

2200K	2700K	3000K	4000K
Non Dimmable	Non Dimmable	Non Dimmable	Non Dimmable
● F017P1DA006	● F017P2DA006	● F017P3DA006	● F017P4DA006
● F017P1DA033	● F017P2DA033	● F017P3DA033	● F017P4DA033
1-10V	1-10V	1-10V	1-10V
● F017P1DB006	● F017P2DB006	● F017P3DB006	● F017P4DB006
● F017P1DB033	● F017P2DB033	● F017P3DB033	● F017P4DB033
Dali	Dali	Dali	Dali
● F017P1DD006	● F017P2DD006	● F017P3DD006	● F017P4DD006
● F017P1DD033	● F017P2DD033	● F017P3DD033	● F017P4DD033

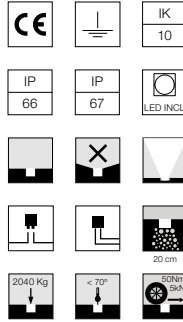
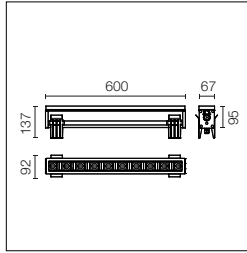


Beam Angle: 12°

h(m)	E(lx)	D(m)
1	5519	0.22
2	1380	0.44
3	613	0.66
4	345	0.87
5	221	1.09

@3000K

Ingraze Adjustable Frameless + Linear Louvre L 600



Sorgente high power LED inclusa e ottiche arretrate equipaggiate con griglia frangiluce antiabbagliamento. Alimentazione elettrica 220-240V on off e dimmerabile 1-10V e dali.
Cassaforma per l'installazione obbligatoria da ordinare separatamente.
Precabato con connettori rapidi H₂O Stop presa/spina inclusi. ACT (Anti Corrosion Treatment) a richiesta.

High-power LED source included and rear lenses equipped with anti-glare diffuser grille. 1-10V or DALI on-off and dimmable 220-240V power supply.
Compulsory installation box to be ordered separately.
Pre-wired with H₂O Stop quick connectors, plug/socket included. ACT (Anti-Corrosion Treatment) upon request.

Optic Spot 16°

Power Led: 17W - LED 1863 lm ≠ OUTPUT 1003 lm - 2200K/CRI 80 / 17W - LED 1932 lm ≠ OUTPUT 1040 lm - 2700K/CRI 80 / 17W - LED 2070 lm ≠ OUTPUT 1115 lm - 3000K/CRI 80 / 17W - LED 2139 lm ≠ OUTPUT 1152 lm - 4000K/CRI 80

2200K

Non Dimmable

- F017P1HA006
- F017P1HA033
- 1-10V
- F017P1HB006
- F017P1HB033
- Dali
- F017P1HD006
- F017P1HD033

2700K

Non Dimmable

- F017P2HA006
- F017P2HA033
- 1-10V
- F017P2HB006
- F017P2HB033
- Dali
- F017P2HD006
- F017P2HD033

3000K

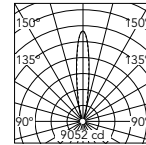
Non Dimmable

- F017P3HA006
- F017P3HA033
- 1-10V
- F017P3HB006
- F017P3HB033
- Dali
- F017P3HD006
- F017P3HD033

4000K

Non Dimmable

- F017P4HA006
- F017P4HA033
- 1-10V
- F017P4HB006
- F017P4HB033
- Dali
- F017P4HD006
- F017P4HD033



@3000K

Beam Angle: 16°	h(m)	E(lx)	Dxm
1	9052	0.28	
2	2263	0.56	
3	1006	0.83	
4	566	1.11	
5	362	1.39	

Optic Medium 25°

Power Led: 17W - LED 1863 lm ≠ OUTPUT 1063 lm - 2200K/CRI 80 / 17W - LED 1932 lm ≠ OUTPUT 1102 lm - 2700K/CRI 80 / 17W - LED 2070 lm ≠ OUTPUT 1181 lm - 3000K/CRI 80 / 17W - LED 2139 lm ≠ OUTPUT 1220 lm - 4000K/CRI 80

2200K

Non Dimmable

- F017P1JA006
- F017P1JA033
- 1-10V
- F017P1JB006
- F017P1JB033
- Dali
- F017P1JD006
- F017P1JD033

2700K

Non Dimmable

- F017P2JA006
- F017P2JA033
- 1-10V
- F017P2JB006
- F017P2JB033
- Dali
- F017P2JD006
- F017P2JD033

3000K

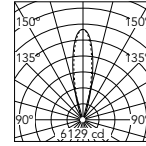
Non Dimmable

- F017P3JA006
- F017P3JA033
- 1-10V
- F017P3JB006
- F017P3JB033
- Dali
- F017P3JD006
- F017P3JD033

4000K

Non Dimmable

- F017P4JA006
- F017P4JA033
- 1-10V
- F017P4JB006
- F017P4JB033
- Dali
- F017P4JD006
- F017P4JD033



@3000K

Beam Angle: 25°	h(m)	E(lx)	Dxm
1	6129	0.44	
2	1532	0.87	
3	681	1.31	
4	383	1.74	
5	245	2.18	

Optic Flood 39°

Power Led: 17W - LED 1863 lm ≠ OUTPUT 820 lm - 2200K/CRI 80 / 17W - LED 1932 lm ≠ OUTPUT 850 lm - 2700K/CRI 80 / 17W - LED 2070 lm ≠ OUTPUT 911 lm - 3000K/CRI 80 / 17W - LED 2139 lm ≠ OUTPUT 944 lm - 4000K/CRI 80

2200K

Non Dimmable

- F017P1KA006
- F017P1KA033
- 1-10V
- F017P1KB006
- F017P1KB033
- Dali
- F017P1KD006
- F017P1KD033

2700K

Non Dimmable

- F017P2KA006
- F017P2KA033
- 1-10V
- F017P2KB006
- F017P2KB033
- Dali
- F017P2KD006
- F017P2KD033

3000K

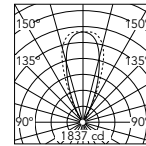
Non Dimmable

- F017P3KA006
- F017P3KA033
- 1-10V
- F017P3KB006
- F017P3KB033
- Dali
- F017P3KD006
- F017P3KD033

4000K

Non Dimmable

- F017P4KA006
- F017P4KA033
- 1-10V
- F017P4KB006
- F017P4KB033
- Dali
- F017P4KD006
- F017P4KD033



@3000K

Beam Angle: 39°	h(m)	E(lx)	Dxm
1	1832	0.71	
2	458	1.43	
3	204	2.14	
4	115	2.86	
5	73	3.57	

Optic Elliptical 13° x 40°

Power Led: 17W - LED 1863 lm ≠ OUTPUT 820 lm - 2200K/CRI 80 / 17W - LED 1932 lm ≠ OUTPUT 850 lm - 2700K/CRI 80 / 17W - LED 2070 lm ≠ OUTPUT 911 lm - 3000K/CRI 80 / 17W - LED 2139 lm ≠ OUTPUT 941 lm - 4000K/CRI 80

2200K

Non Dimmable

- F017P1LA006
- F017P1LA033
- 1-10V
- F017P1LB006
- F017P1LB033
- Dali
- F017P1LD006
- F017P1LD033

2700K

Non Dimmable

- F017P2LA006
- F017P2LA033
- 1-10V
- F017P2LB006
- F017P2LB033
- Dali
- F017P2LD006
- F017P2LD033

3000K

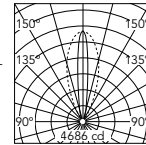
Non Dimmable

- F017P3LA006
- F017P3LA033
- 1-10V
- F017P3LB006
- F017P3LB033
- Dali
- F017P3LD006
- F017P3LD033

4000K

Non Dimmable

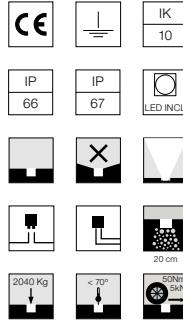
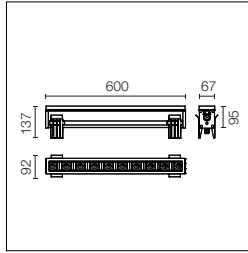
- F017P4LA006
- F017P4LA033
- 1-10V
- F017P4LB006
- F017P4LB033
- Dali
- F017P4LD006
- F017P4LD033



@3000K

Beam Angle: 13°	h(m)	E(lx)	Dxm
1	4686	0.22	
2	1172	0.44	
3	521	0.67	
4	293	0.89	
5	187	1.11	

Ingraze Adjustable Frameless + Asymmetric Louvre L 600



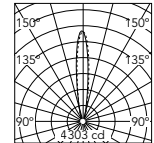
Sorgente high power LED inclusa e ottiche arretrate equipaggiate con griglia frangiluce asimmetrica antiabbagliamento. Alimentazione elettrica 220-240V on off e dimmerabile 1-10V e dali.
Cassaforma per l'installazione obbligatoria da ordinare separatamente.
Precablato con connettori rapidi H₂O Stop presa/spina inclusi.
ACT (Anti Corrosion Treatment) a richiesta.

High-power LED source included and rear lenses equipped with anti-glare asymmetrical diffuser grille. 1-10V or DALI on-off and dimmable 220-240V power supply.
Compulsory installation box to be ordered separately.
Pre-wired with H₂O Stop quick connectors, plug/socket included.
ACT (Anti-Corrosion Treatment) upon request.

Optic Spot 15°

Power Led: 17W - LED 1863 lm \neq OUTPUT 477 lm - 2200K/CRI 80 / 17W - LED 1932 lm \neq OUTPUT 495 lm - 2700K/CRI 80 / 17W - LED 2070 lm \neq OUTPUT 530 lm - 3000K/CRI 80 / 17W - LED 2139 lm \neq OUTPUT 548 lm - 4000K/CRI 80

2200K	2700K	3000K	4000K
Non Dimmable	Non Dimmable	Non Dimmable	Non Dimmable
● F017P1QA006	● F017P2QA006	● F017P3QA006	● F017P4QA006
● F017P1QA033	● F017P2QA033	● F017P3QA033	● F017P4QA033
1-10V	1-10V	1-10V	1-10V
● F017P1QB006	● F017P2QB006	● F017P3QB006	● F017P4QB006
● F017P1QB033	● F017P2QB033	● F017P3QB033	● F017P4QB033
Dali	Dali	Dali	Dali
● F017P1QD006	● F017P2QD006	● F017P3QD006	● F017P4QD006
● F017P1QD033	● F017P2QD033	● F017P3QD033	● F017P4QD033



@3000K

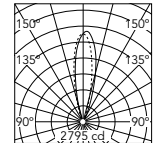
Beam Angle: 15°

h(m)	E(ft)	D(m)
1	4300	0.25
2	1075	0.51
3	478	0.76
4	269	1.02
5	172	1.27

Optic Medium 25°

Power Led: 17W - LED 1863 lm \neq OUTPUT 505 lm - 2200K/CRI 80 / 17W - LED 1932 lm \neq OUTPUT 523 lm - 2700K/CRI 80 / 17W - LED 2070 lm \neq OUTPUT 561 lm - 3000K/CRI 80 / 17W - LED 2139 lm \neq OUTPUT 579 lm - 4000K/CRI 80

2200K	2700K	3000K	4000K
Non Dimmable	Non Dimmable	Non Dimmable	Non Dimmable
● F017P1RA006	● F017P2RA006	● F017P3RA006	● F017P4RA006
● F017P1RA033	● F017P2RA033	● F017P3RA033	● F017P4RA033
1-10V	1-10V	1-10V	1-10V
● F017P1RB006	● F017P2RB006	● F017P3RB006	● F017P4RB006
● F017P1RB033	● F017P2RB033	● F017P3RB033	● F017P4RB033
Dali	Dali	Dali	Dali
● F017P1RD006	● F017P2RD006	● F017P3RD006	● F017P4RD006
● F017P1RD033	● F017P2RD033	● F017P3RD033	● F017P4RD033



@3000K

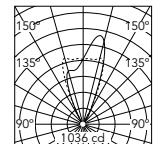
Beam Angle: 25°

h(m)	E(ft)	D(m)
1	2790	0.45
2	698	0.89
3	310	1.34
4	174	1.78
5	112	2.23

Optic Flood 42°

Power Led: 17W - LED 1863 lm \neq OUTPUT 404 lm - 2200K/CRI 80 / 17W - LED 1932 lm \neq OUTPUT 419 lm - 2700K/CRI 80 / 17W - LED 2070 lm \neq OUTPUT 449 lm - 3000K/CRI 80 / 17W - LED 2139 lm \neq OUTPUT 464 lm - 4000K/CRI 80

2200K	2700K	3000K	4000K
Non Dimmable	Non Dimmable	Non Dimmable	Non Dimmable
● F017P1SA006	● F017P2SA006	● F017P3SA006	● F017P4SA006
● F017P1SA033	● F017P2SA033	● F017P3SA033	● F017P4SA033
1-10V	1-10V	1-10V	1-10V
● F017P1SB006	● F017P2SB006	● F017P3SB006	● F017P4SB006
● F017P1SB033	● F017P2SB033	● F017P3SB033	● F017P4SB033
Dali	Dali	Dali	Dali
● F017P1SD006	● F017P2SD006	● F017P3SD006	● F017P4SD006
● F017P1SD033	● F017P2SD033	● F017P3SD033	● F017P4SD033



@3000K

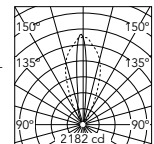
Beam Angle: 42°

h(m)	E(ft)	D(m)
1	983	0.76
2	246	1.51
3	109	2.27
4	61	3.03
5	39	3.78

Optic Elliptical 12° x 40°

Power Led: 17W - LED 1863 lm \neq OUTPUT 387 lm - 2200K/CRI 80 / 17W - LED 1932 lm \neq OUTPUT 401 lm - 2700K/CRI 80 / 17W - LED 2070 lm \neq OUTPUT 430 lm - 3000K/CRI 80 / 17W - LED 2139 lm \neq OUTPUT 444 lm - 4000K/CRI 80

2200K	2700K	3000K	4000K
Non Dimmable	Non Dimmable	Non Dimmable	Non Dimmable
● F017P1TA006	● F017P2TA006	● F017P3TA006	● F017P4TA006
● F017P1TA033	● F017P2TA033	● F017P3TA033	● F017P4TA033
1-10V	1-10V	1-10V	1-10V
● F017P1TB006	● F017P2TB006	● F017P3TB006	● F017P4TB006
● F017P1TB033	● F017P2TB033	● F017P3TB033	● F017P4TB033
Dali	Dali	Dali	Dali
● F017P1TD006	● F017P2TD006	● F017P3TD006	● F017P4TD006
● F017P1TD033	● F017P2TD033	● F017P3TD033	● F017P4TD033

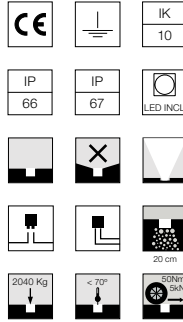
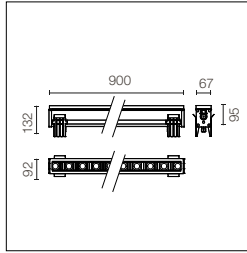


@3000K

Beam Angle: 12°

h(m)	E(ft)	D(m)
1	2181	0.21
2	545	0.42
3	242	0.62
4	136	0.83
5	87	1.04

Ingraze Adjustable Frameless L 900



Sorgente high power LED inclusa e ottiche arretrate. Alimentazione elettrica 220-240V on off e dimmerabile 1-10V e dali. Cassaforma per l'installazione obbligatoria da ordinare separatamente. Precabato con connettori rapidi H₂O Stop presa/spina inclusi. ACT (Anti Corrosion Treatment) a richiesta.

High-power LED source included and rear lenses. 1-10V or DALI on-off and dimmable 220-240V power supply. Compulsory installation box to be ordered separately. Pre-wired with H₂O Stop quick connectors, plug/socket included. ACT (Anti-Corrosion Treatment) upon request.

Optic Spot 16°

Power Led: 26W - LED 2795 lm ≠ OUTPUT 2052 lm - 2200K/CRI 80 / 26W - LED 2898 lm ≠ OUTPUT 2128 lm - 2700K/CRI 80 / 26W - LED 3105 lm ≠ OUTPUT 2280 lm - 3000K/CRI 80 / 26W - LED 3209 lm ≠ OUTPUT 2536 lm - 4000K/CRI 80

2200K

Non Dimmable

- F017Q1AA006
- F017Q1AA033
- 1-10V
- F017Q1AB006
- F017Q1AB033
- Dali
- F017Q1AD006
- F017Q1AD033

2700K

Non Dimmable

- F017Q2AA006
- F017Q2AA033
- 1-10V
- F017Q2AB006
- F017Q2AB033
- Dali
- F017Q2AD006
- F017Q2AD033

3000K

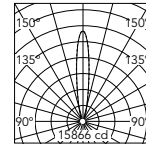
Non Dimmable

- F017Q3AA006
- F017Q3AA033
- 1-10V
- F017Q3AB006
- F017Q3AB033
- Dali
- F017Q3AD006
- F017Q3AD033

4000K

Non Dimmable

- F017Q4AA006
- F017Q4AA033
- 1-10V
- F017Q4AB006
- F017Q4AB033
- Dali
- F017Q4AD006
- F017Q4AD033



@3000K

Beam Angle: 16°	h(m)	E(lx)	D(m)
1	15866	0.27	
2	3967	0.55	
3	1763	0.82	
4	992	1.09	
5	635	1.37	

Optic Medium 25°

Power Led: 26W - LED 2795 lm ≠ OUTPUT 2209 lm - 2200K/CRI 80 / 26W - LED 2898 lm ≠ OUTPUT 2291 lm - 2700K/CRI 80 / 26W - LED 3105 lm ≠ OUTPUT 2454 lm - 3000K/CRI 80 / 26W - LED 3209 lm ≠ OUTPUT 2536 lm - 4000K/CRI 80

2200K

Non Dimmable

- F017Q1BA006
- F017Q1BA033
- 1-10V
- F017Q1BB006
- F017Q1BB033
- Dali
- F017Q1BD006
- F017Q1BD033

2700K

Non Dimmable

- F017Q2BA006
- F017Q2BA033
- 1-10V
- F017Q2BB006
- F017Q2BB033
- Dali
- F017Q2BD006
- F017Q2BD033

3000K

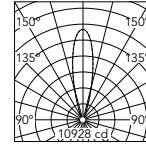
Non Dimmable

- F017Q3BA006
- F017Q3BA033
- 1-10V
- F017Q3BB006
- F017Q3BB033
- Dali
- F017Q3BD006
- F017Q3BD033

4000K

Non Dimmable

- F017Q4BA006
- F017Q4BA033
- 1-10V
- F017Q4BB006
- F017Q4BB033
- Dali
- F017Q4BD006
- F017Q4BD033



@3000K

Beam Angle: 25°	h(m)	E(lx)	D(m)
1	10928	0.44	
2	2732	0.88	
3	1214	1.32	
4	683	1.76	
5	437	2.20	

Optic Flood 46°

Power Led: 26W - LED 2795 lm ≠ OUTPUT 1924 lm - 2200K/CRI 80 / 26W - LED 2898 lm ≠ OUTPUT 1995 lm - 2700K/CRI 80 / 26W - LED 3105 lm ≠ OUTPUT 2138 lm - 3000K/CRI 80 / 26W - LED 3209 lm ≠ OUTPUT 2209 lm - 4000K/CRI 80

2200K

Non Dimmable

- F017Q1CA006
- F017Q1CA033
- 1-10V
- F017Q1CB006
- F017Q1CB033
- Dali
- F017Q1CD006
- F017Q1CD033

2700K

Non Dimmable

- F017Q2CA006
- F017Q2CA033
- 1-10V
- F017Q2CB006
- F017Q2CB033
- Dali
- F017Q2CD006
- F017Q2CD033

3000K

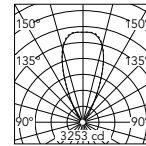
Non Dimmable

- F017Q3CA006
- F017Q3CA033
- 1-10V
- F017Q3CB006
- F017Q3CB033
- Dali
- F017Q3CD006
- F017Q3CD033

4000K

Non Dimmable

- F017Q4CA006
- F017Q4CA033
- 1-10V
- F017Q4CB006
- F017Q4CB033
- Dali
- F017Q4CD006
- F017Q4CD033



@3000K

Beam Angle: 46°	h(m)	E(lx)	D(m)
1	3238	0.85	
2	809	1.71	
3	360	2.56	
4	202	3.42	
5	130	4.27	

Optic Elliptical 12° x 50°

Power Led: 26W - LED 2795 lm ≠ OUTPUT 1929 lm - 2200K/CRI 80 / 26W - LED 2898 lm ≠ OUTPUT 2001 lm - 2700K/CRI 80 / 26W - LED 3105 lm ≠ OUTPUT 2144 lm - 3000K/CRI 80 / 26W - LED 3209 lm ≠ OUTPUT 2215 lm - 4000K/CRI 80

2200K

Non Dimmable

- F017Q1DA006
- F017Q1DA033
- 1-10V
- F017Q1DB006
- F017Q1DB033
- Dali
- F017Q1DD006
- F017Q1DD033

2700K

Non Dimmable

- F017Q2DA006
- F017Q2DA033
- 1-10V
- F017Q2DB006
- F017Q2DB033
- Dali
- F017Q2DD006
- F017Q2DD033

3000K

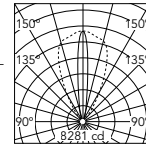
Non Dimmable

- F017Q3DA006
- F017Q3DA033
- 1-10V
- F017Q3DB006
- F017Q3DB033
- Dali
- F017Q3DD006
- F017Q3DD033

4000K

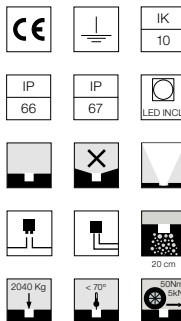
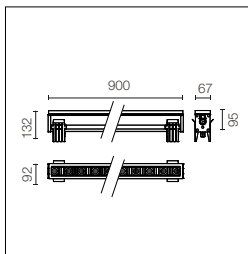
Non Dimmable

- F017Q4DA006
- F017Q4DA033
- 1-10V
- F017Q4DB006
- F017Q4DB033
- Dali
- F017Q4DD006
- F017Q4DD033



@3000K

Beam Angle: 12°	h(m)	E(lx)	D(m)
1	8280	0.22	
2	2070	0.44	
3	920	0.66	
4	517	0.87	
5	331	1.09	



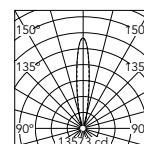
Sorgente high power LED inclusa e ottiche arretrate equipaggiate con griglia frangiluce antiabbagliamento. Alimentazione elettrica 220-240V on off e dimmerabile 1-10V e dali.
Cassaforma per l'installazione obbligatoria da ordinare separatamente.
Precablato con connettori rapidi H₂O Stop presa/spina inclusi.
ACT (Anti Corrosion Treatment) a richiesta.

High-power LED source included and rear lenses equipped with anti-glare diffuser grille. 1-10V or DALI on-off and dimmable 220-240V power supply.
Compulsory installation box to be ordered separately.
Pre-wired with H₂O Stop quick connectors, plug/socket included.
ACT (Anti-Corrosion Treatment) upon request.

Optic Spot 16°

Power Led: 26W - LED 2795 lm ≠ OUTPUT 1505 lm - 2200K/CRI 80 / 26W - LED 2898 lm ≠ OUTPUT 1560 lm - 2700K/CRI 80 / 26W - LED 3105 lm ≠ OUTPUT 1672 lm - 3000K/CRI 80 / 26W - LED 3209 lm ≠ OUTPUT 1728 lm - 4000K/CRI 80

2200K	2700K	3000K	4000K
Non Dimmable	Non Dimmable	Non Dimmable	Non Dimmable
● F017Q1HA006	● F017Q2HA006	● F017Q3HA006	● F017Q4HA006
● F017Q1HA033	● F017Q2HA033	● F017Q3HA033	● F017Q4HA033
1-10V	1-10V	1-10V	1-10V
● F017Q1HB006	● F017Q2HB006	● F017Q3HB006	● F017Q4HB006
● F017Q1HB033	● F017Q2HB033	● F017Q3HB033	● F017Q4HB033
Dali	Dali	Dali	Dali
● F017Q1HD006	● F017Q2HD006	● F017Q3HD006	● F017Q4HD006
● F017Q1HD033	● F017Q2HD033	● F017Q3HD033	● F017Q4HD033



Beam Angle: 16°

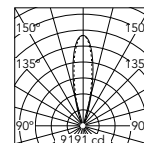
h(m)	E(ft)	D(m)
1	13573	0.28
2	3393	0.56
3	1508	0.83
4	848	1.11
5	543	1.39

@3000K

Optic Medium 25°

Power Led: 26W - LED 2795 lm ≠ OUTPUT 1594 lm - 2200K/CRI 80 / 26W - LED 2898 lm ≠ OUTPUT 1653 lm - 2700K/CRI 80 / 26W - LED 3105 lm ≠ OUTPUT 1771 lm - 3000K/CRI 80 / 26W - LED 3209 lm ≠ OUTPUT 1830 lm - 4000K/CRI 80

2200K	2700K	3000K	4000K
Non Dimmable	Non Dimmable	Non Dimmable	Non Dimmable
● F017Q1JA006	● F017Q2JA006	● F017Q3JA006	● F017Q4JA006
● F017Q1JA033	● F017Q2JA033	● F017Q3JA033	● F017Q4JA033
1-10V	1-10V	1-10V	1-10V
● F017Q1JB006	● F017Q2JB006	● F017Q3JB006	● F017Q4JB006
● F017Q1JB033	● F017Q2JB033	● F017Q3JB033	● F017Q4JB033
Dali	Dali	Dali	Dali
● F017Q1JD006	● F017Q2JD006	● F017Q3JD006	● F017Q4JD006
● F017Q1JD033	● F017Q2JD033	● F017Q3JD033	● F017Q4JD033



Beam Angle: 25°

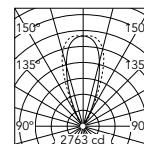
h(m)	E(ft)	D(m)
1	9191	0.44
2	2298	0.87
3	1021	1.31
4	574	1.74
5	368	2.18

@3000K

Optic Flood 39°

Power Led: 26W - LED 2795 lm ≠ OUTPUT 1233 lm - 2200K/CRI 80 / 26W - LED 2898 lm ≠ OUTPUT 1278 lm - 2700K/CRI 80 / 26W - LED 3105 lm ≠ OUTPUT 1370 lm - 3000K/CRI 80 / 26W - LED 3209 lm ≠ OUTPUT 1415 lm - 4000K/CRI 80

2200K	2700K	3000K	4000K
Non Dimmable	Non Dimmable	Non Dimmable	Non Dimmable
● F017Q1KA006	● F017Q2KA006	● F017Q3KA006	● F017Q4KA006
● F017Q1KA033	● F017Q2KA033	● F017Q3KA033	● F017Q4KA033
1-10V	1-10V	1-10V	1-10V
● F017Q1KB006	● F017Q2KB006	● F017Q3KB006	● F017Q4KB006
● F017Q1KB033	● F017Q2KB033	● F017Q3KB033	● F017Q4KB033
Dali	Dali	Dali	Dali
● F017Q1KD006	● F017Q2KD006	● F017Q3KD006	● F017Q4KD006
● F017Q1KD033	● F017Q2KD033	● F017Q3KD033	● F017Q4KD033



Beam Angle: 39°

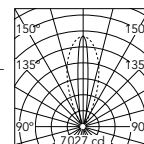
h(m)	E(ft)	D(m)
1	2755	0.71
2	689	1.43
3	306	2.14
4	172	2.86
5	110	3.57

@3000K

Optic Elliptical 13° x 40°

Power Led: 26W - LED 2795 lm ≠ OUTPUT 1229 lm - 2200K/CRI 80 / 26W - LED 2898 lm ≠ OUTPUT 1275 lm - 2700K/CRI 80 / 26W - LED 3105 lm ≠ OUTPUT 1366 lm - 3000K/CRI 80 / 26W - LED 3209 lm ≠ OUTPUT 1411 lm - 4000K/CRI 80

2200K	2700K	3000K	4000K
Non Dimmable	Non Dimmable	Non Dimmable	Non Dimmable
● F017Q1LA006	● F017Q2LA006	● F017Q3LA006	● F017Q4LA006
● F017Q1LA033	● F017Q2LA033	● F017Q3LA033	● F017Q4LA033
1-10V	1-10V	1-10V	1-10V
● F017Q1LB006	● F017Q2LB006	● F017Q3LB006	● F017Q4LB006
● F017Q1LB033	● F017Q2LB033	● F017Q3LB033	● F017Q4LB033
Dali	Dali	Dali	Dali
● F017Q1LD006	● F017Q2LD006	● F017Q3LD006	● F017Q4LD006
● F017Q1LD033	● F017Q2LD033	● F017Q3LD033	● F017Q4LD033

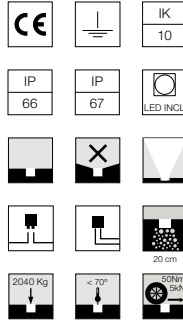
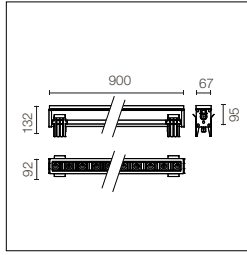


Beam Angle: 13°

h(m)	E(ft)	D(m)
1	7027	0.22
2	1757	0.44
3	781	0.67
4	439	0.89
5	281	1.11

@3000K

Ingraze Adjustable Frameless + Asymmetric Louvre L 900



Sorgente high power LED inclusa e ottiche arretrate equipaggiate con griglia frangiluce asimmetrica antiabbagliamento. Alimentazione elettrica 220-240V on off e dimmerabile 1-10V e dali.
Cassaforma per l'installazione obbligatoria da ordinare separatamente.
Precablato con connettori rapidi H₂O Stop presa/spina inclusi. ACT (Anti Corrosion Treatment) a richiesta.

High-power LED source included and rear lenses equipped with anti-glare asymmetrical diffuser grille. 1-10V or DALI on-off and dimmable 220-240V power supply. Compulsory installation box to be ordered separately. Pre-wired with H₂O Stop quick connectors, plug/socket included. ACT (Anti-Corrosion Treatment) upon request.

Optic Spot 15°

Power Led: 26W - LED 2795 lm ≠ OUTPUT 715 lm - 2200K/CRI 80 / 26W - LED 2898 lm ≠ OUTPUT 742 lm - 2700K/CRI 80 / 26W - LED 3105 lm ≠ OUTPUT 795 lm - 3000K/CRI 80 / 26W - LED 3209 lm ≠ OUTPUT 821 lm - 4000K/CRI 80

2200K

Non Dimmable

- F017Q1QA006
- F017Q1QA033
- 1-10V
- F017Q1QB006
- F017Q1QB033
- Dali
- F017Q1QD006
- F017Q1QD033

2700K

Non Dimmable

- F017Q2QA006
- F017Q2QA033
- 1-10V
- F017Q2QB006
- F017Q2QB033
- Dali
- F017Q2QD006
- F017Q2QD033

3000K

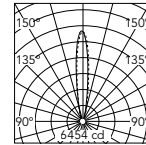
Non Dimmable

- F017Q3QA006
- F017Q3QA033
- 1-10V
- F017Q3QB006
- F017Q3QB033
- Dali
- F017Q3QD006
- F017Q3QD033

4000K

Non Dimmable

- F017Q4QA006
- F017Q4QA033
- 1-10V
- F017Q4QB006
- F017Q4QB033
- Dali
- F017Q4QD006
- F017Q4QD033



@3000K

Beam Angle: 15°	h(m)	E(lx)	Dxm
1	6451	0.25	
2	1613	0.51	
3	717	0.76	
4	403	1.02	
5	258	1.27	

Optic Medium 25°

Power Led: 26W - LED 2795 lm ≠ OUTPUT 757 lm - 2200K/CRI 80 / 26W - LED 2898 lm ≠ OUTPUT 785 lm - 2700K/CRI 80 / 26W - LED 3105 lm ≠ OUTPUT 841 lm - 3000K/CRI 80 / 26W - LED 3209 lm ≠ OUTPUT 869 lm - 4000K/CRI 80

2200K

Non Dimmable

- F017Q1RA006
- F017Q1RA033
- 1-10V
- F017Q1RB006
- F017Q1RB033
- Dali
- F017Q1RD006
- F017Q1RD033

2700K

Non Dimmable

- F017Q2RA006
- F017Q2RA033
- 1-10V
- F017Q2RB006
- F017Q2RB033
- Dali
- F017Q2RD006
- F017Q2RD033

3000K

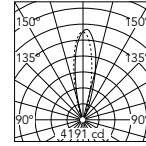
Non Dimmable

- F017Q3RA006
- F017Q3RA033
- 1-10V
- F017Q3RB006
- F017Q3RB033
- Dali
- F017Q3RD006
- F017Q3RD033

4000K

Non Dimmable

- F017Q4RA006
- F017Q4RA033
- 1-10V
- F017Q4RB006
- F017Q4RB033
- Dali
- F017Q4RD006
- F017Q4RD033



@3000K

Beam Angle: 25°	h(m)	E(lx)	Dxm
1	4183	0.45	
2	1046	0.89	
3	465	1.34	
4	261	1.78	
5	167	2.23	

Optic Flood 42°

Power Led: 26W - LED 2795 lm ≠ OUTPUT 606 lm - 2200K/CRI 80 / 26W - LED 2898 lm ≠ OUTPUT 628 lm - 2700K/CRI 80 / 26W - LED 3105 lm ≠ OUTPUT 673 lm - 3000K/CRI 80 / 26W - LED 3209 lm ≠ OUTPUT 696 lm - 4000K/CRI 80

2200K

Non Dimmable

- F017Q1SA006
- F017Q1SA033
- 1-10V
- F017Q1SB006
- F017Q1SB033
- Dali
- F017Q1SD006
- F017Q1SD033

2700K

Non Dimmable

- F017Q2SA006
- F017Q2SA033
- 1-10V
- F017Q2SB006
- F017Q2SB033
- Dali
- F017Q2SD006
- F017Q2SD033

3000K

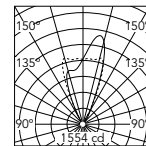
Non Dimmable

- F017Q3SA006
- F017Q3SA033
- 1-10V
- F017Q3SB006
- F017Q3SB033
- Dali
- F017Q3SD006
- F017Q3SD033

4000K

Non Dimmable

- F017Q4SA006
- F017Q4SA033
- 1-10V
- F017Q4SB006
- F017Q4SB033
- Dali
- F017Q4SD006
- F017Q4SD033



@3000K

Beam Angle: 42°	h(m)	E(lx)	Dxm
1	1474	0.76	
2	368	1.51	
3	164	2.27	
4	92	3.03	
5	59	3.78	

Optic Elliptical 12° x 40°

Power Led: 26W - LED 2795 lm ≠ OUTPUT 580 lm - 2200K/CRI 80 / 26W - LED 2898 lm ≠ OUTPUT 602 lm - 2700K/CRI 80 / 26W - LED 3105 lm ≠ OUTPUT 645 lm - 3000K/CRI 80 / 26W - LED 3209 lm ≠ OUTPUT 666 lm - 4000K/CRI 80

2200K

Non Dimmable

- F017Q1TA006
- F017Q1TA033
- 1-10V
- F017Q1TB006
- F017Q1TB033
- Dali
- F017Q1TD006
- F017Q1TD033

2700K

Non Dimmable

- F017Q2TA006
- F017Q2TA033
- 1-10V
- F017Q2TB006
- F017Q2TB033
- Dali
- F017Q2TD006
- F017Q2TD033

3000K

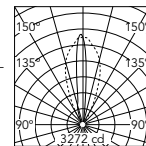
Non Dimmable

- F017Q3TA006
- F017Q3TA033
- 1-10V
- F017Q3TB006
- F017Q3TB033
- Dali
- F017Q3TD006
- F017Q3TD033

4000K

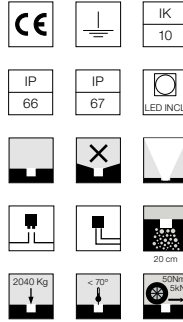
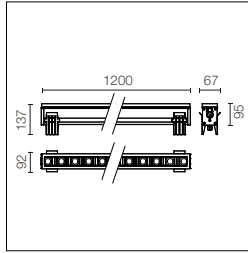
Non Dimmable

- F017Q4TA006
- F017Q4TA033
- 1-10V
- F017Q4TB006
- F017Q4TB033
- Dali
- F017Q4TD006
- F017Q4TD033



@3000K

Beam Angle: 12°	h(m)	E(lx)	Dxm
1	3271	0.21	
2	818	0.42	
3	363	0.62	
4	204	0.83	
5	131	1.04	



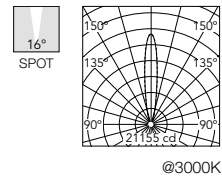
Sorgente high power LED inclusa e ottiche arretrate. Alimentazione elettrica 220-240V on off e dimmerabile 1-10V e dali. Cassaforma per l'installazione obbligatoria da ordinare separatamente. Precabato con connettori rapidi H₂O Stop presa/spina inclusi. ACT (Anti Corrosion Treatment) a richiesta.

High-power LED source included and rear lenses. 1-10V or DALI on-off and dimmable 220-240V power supply. Compulsory installation box to be ordered separately. Pre-wired with H₂O Stop quick connectors, plug/socket included. ACT (Anti-Corrosion Treatment) upon request.

Optic Spot 16°

Power Led: 33,5W - LED 3726 lm ≠ OUTPUT 2736 lm - 2200K/CRI 80 / 33,5W - LED 3864 lm ≠ OUTPUT 2837 lm - 2700K/CRI 80 / 33,5W - LED 4140 lm ≠ OUTPUT 3040 lm - 3000K/CRI 80 / 33,5W - LED 4278 lm ≠ OUTPUT 3141 lm - 4000K/CRI 80

2200K	2700K	3000K	4000K
Non Dimmable	Non Dimmable	Non Dimmable	Non Dimmable
● F017R1AA006	● F017R2AA006	● F017R3AA006	● F017R4AA006
● F017R1AA033	● F017R2AA033	● F017R3AA033	● F017R4AA033
1-10V	1-10V	1-10V	1-10V
● F017R1AB006	● F017R2AB006	● F017R3AB006	● F017R4AB006
● F017R1AB033	● F017R2AB033	● F017R3AB033	● F017R4AB033
Dali	Dali	Dali	Dali
● F017R1AD006	● F017R2AD006	● F017R3AD006	● F017R4AD006
● F017R1AD033	● F017R2AD033	● F017R3AD033	● F017R4AD033



Beam Angle: 16°

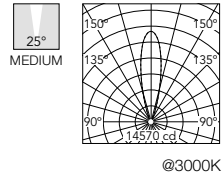
h(m)	E(lx)	D(m)
1	21155	0.27
2	5289	0.55
3	2351	0.82
4	1322	1.09
5	846	1.37

@3000K

Optic Medium 25°

Power Led: 33,5W - LED 3726 lm ≠ OUTPUT 2945 lm - 2200K/CRI 80 / 33,5W - LED 3864 lm ≠ OUTPUT 3054 lm - 2700K/CRI 80 / 33,5W - LED 4140 lm ≠ OUTPUT 3272 lm - 3000K/CRI 80 / 33,5W - LED 4278 lm ≠ OUTPUT 3381 lm - 4000K/CRI 80

2200K	2700K	3000K	4000K
Non Dimmable	Non Dimmable	Non Dimmable	Non Dimmable
● F017R1BA006	● F017R2BA006	● F017R3BA006	● F017R4BA006
● F017R1BA033	● F017R2BA033	● F017R3BA033	● F017R4BA033
1-10V	1-10V	1-10V	1-10V
● F017R1BB006	● F017R2BB006	● F017R3BB006	● F017R4BB006
● F017R1BB033	● F017R2BB033	● F017R3BB033	● F017R4BB033
Dali	Dali	Dali	Dali
● F017R1BD006	● F017R2BD006	● F017R3BD006	● F017R4BD006
● F017R1BD033	● F017R2BD033	● F017R3BD033	● F017R4BD033



Beam Angle: 25°

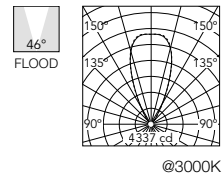
h(m)	E(lx)	D(m)
1	14570	0.44
2	3643	0.88
3	1619	1.32
4	911	1.76
5	583	2.20

@3000K

Optic Flood 46°

Power Led: 33,5W - LED 3726 lm ≠ OUTPUT 2565 lm - 2200K/CRI 80 / 33,5W - LED 3864 lm ≠ OUTPUT 2660 lm - 2700K/CRI 80 / 33,5W - LED 4140 lm ≠ OUTPUT 2850 lm - 3000K/CRI 80 / 33,5W - LED 4278 lm ≠ OUTPUT 2945 lm - 4000K/CRI 80

2200K	2700K	3000K	4000K
Non Dimmable	Non Dimmable	Non Dimmable	Non Dimmable
● F017R1CA006	● F017R2CA006	● F017R3CA006	● F017R4CA006
● F017R1CA033	● F017R2CA033	● F017R3CA033	● F017R4CA033
1-10V	1-10V	1-10V	1-10V
● F017R1CB006	● F017R2CB006	● F017R3CB006	● F017R4CB006
● F017R1CB033	● F017R2CB033	● F017R3CB033	● F017R4CB033
Dali	Dali	Dali	Dali
● F017R1CD006	● F017R2CD006	● F017R3CD006	● F017R4CD006
● F017R1CD033	● F017R2CD033	● F017R3CD033	● F017R4CD033



Beam Angle: 46°

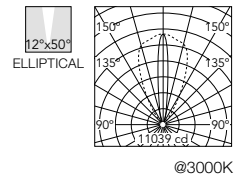
h(m)	E(lx)	D(m)
1	4316	0.85
2	1079	1.71
3	480	2.56
4	270	3.42
5	173	4.27

@3000K

Optic Elliptical 12° x 50°

Power Led: 33,5W - LED 3726 lm ≠ OUTPUT 2572 lm - 2200K/CRI 80 / 33,5W - LED 3864 lm ≠ OUTPUT 2668 lm - 2700K/CRI 80 / 33,5W - LED 4140 lm ≠ OUTPUT 2858 lm - 3000K/CRI 80 / 33,5W - LED 4278 lm ≠ OUTPUT 2953 lm - 4000K/CRI 80

2200K	2700K	3000K	4000K
Non Dimmable	Non Dimmable	Non Dimmable	Non Dimmable
● F017R1DA006	● F017R2DA006	● F017R3DA006	● F017R4DA006
● F017R1DA033	● F017R2DA033	● F017R3DA033	● F017R4DA033
1-10V	1-10V	1-10V	1-10V
● F017R1DB006	● F017R2DB006	● F017R3DB006	● F017R4DB006
● F017R1DB033	● F017R2DB033	● F017R3DB033	● F017R4DB033
Dali	Dali	Dali	Dali
● F017R1DD006	● F017R2DD006	● F017R3DD006	● F017R4DD006
● F017R1DD033	● F017R2DD033	● F017R3DD033	● F017R4DD033

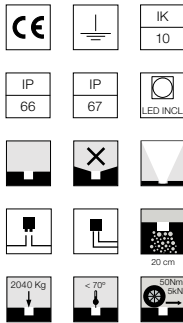
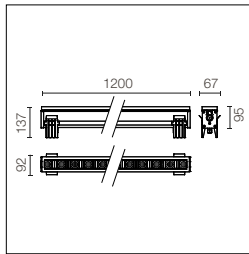


Beam Angle: 12°

h(m)	E(lx)	D(m)
1	11037	0.22
2	2759	0.44
3	1226	0.66
4	690	0.87
5	441	1.09

@3000K

Ingraze Adjustable Frameless + Linear Louvre L 1200



Sorgente high power LED inclusa e ottiche arretrate equipaggiate con griglia frangiluce antiabbagliamento. Alimentazione elettrica 220-240V on off e dimmerabile 1-10V e dali.
Cassaforma per l'installazione obbligatoria da ordinare separatamente.
Precabato con connettori rapidi H₂O Stop presa/spina inclusi. ACT (Anti Corrosion Treatment) a richiesta.

High-power LED source included and rear lenses equipped with anti-glare diffuser grille. 1-10V or DALI on-off and dimmable 220-240V power supply.
Compulsory installation box to be ordered separately.
Pre-wired with H₂O Stop quick connectors, plug/socket included. ACT (Anti-Corrosion Treatment) upon request.

Optic Spot 16°

Power Led: 33,5W - LED 3726 lm ≠ OUTPUT 2006 lm - 2200K/CRI 80 / 33,5W - LED 3864 lm ≠ OUTPUT 2080 lm - 2700K/CRI 80 / 33,5W - LED 4140 lm ≠ OUTPUT 2229 lm - 3000K/CRI 80 / 33,5W - LED 4278 lm ≠ OUTPUT 2303 lm - 4000K/CRI 80

2200K

Non Dimmable

- F017R1HA006
- F017R1HA033
- 1-10V
- F017R1HB006
- F017R1HB033
- Dali
- F017R1HD006
- F017R1HD033

2700K

Non Dimmable

- F017R2HA006
- F017R2HA033
- 1-10V
- F017R2HB006
- F017R2HB033
- Dali
- F017R2HD006
- F017R2HD033

3000K

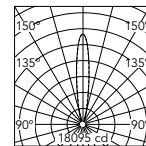
Non Dimmable

- F017R3HA006
- F017R3HA033
- 1-10V
- F017R3HB006
- F017R3HB033
- Dali
- F017R3HD006
- F017R3HD033

4000K

Non Dimmable

- F017R4HA006
- F017R4HA033
- 1-10V
- F017R4HB006
- F017R4HB033
- Dali
- F017R4HD006
- F017R4HD033



@3000K

Beam Angle: 16°	h(m)	E(lx)	Dxm
1	18095	0.28	
2	4524	0.56	
3	2011	0.83	
4	1131	1.11	
5	724	1.39	

Optic Medium 25°

Power Led: 33,5W - LED 3726 lm ≠ OUTPUT 2125 lm - 2200K/CRI 80 / 33,5W - LED 3864 lm ≠ OUTPUT 2203 lm - 2700K/CRI 80 / 33,5W - LED 4140 lm ≠ OUTPUT 2361 lm - 3000K/CRI 80 / 33,5W - LED 4278 lm ≠ OUTPUT 2439 lm - 4000K/CRI 80

2200K

Non Dimmable

- F017R1JA006
- F017R1JA033
- 1-10V
- F017R1JB006
- F017R1JB033
- Dali
- F017R1JD006
- F017R1JD033

2700K

Non Dimmable

- F017R2JA006
- F017R2JA033
- 1-10V
- F017R2JB006
- F017R2JB033
- Dali
- F017R2JD006
- F017R2JD033

3000K

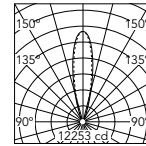
Non Dimmable

- F017R3JA006
- F017R3JA033
- 1-10V
- F017R3JB006
- F017R3JB033
- Dali
- F017R3JD006
- F017R3JD033

4000K

Non Dimmable

- F017R4JA006
- F017R4JA033
- 1-10V
- F017R4JB006
- F017R4JB033
- Dali
- F017R4JD006
- F017R4JD033



@3000K

Beam Angle: 25°	h(m)	E(lx)	Dxm
1	12253	0.44	
2	3063	0.87	
3	1361	1.31	
4	766	1.74	
5	490	2.18	

Optic Flood 39°

Power Led: 33,5W - LED 3726 lm ≠ OUTPUT 1643 lm - 2200K/CRI 80 / 33,5W - LED 3864 lm ≠ OUTPUT 1704 lm - 2700K/CRI 80 / 33,5W - LED 4140 lm ≠ OUTPUT 1826 lm - 3000K/CRI 80 / 33,5W - LED 4278 lm ≠ OUTPUT 1887 lm - 4000K/CRI 80

2200K

Non Dimmable

- F017R1KA006
- F017R1KA033
- 1-10V
- F017R1KB006
- F017R1KB033
- Dali
- F017R1KD006
- F017R1KD033

2700K

Non Dimmable

- F017R2KA006
- F017R2KA033
- 1-10V
- F017R2KB006
- F017R2KB033
- Dali
- F017R2KD006
- F017R2KD033

3000K

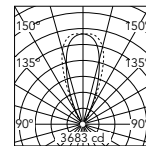
Non Dimmable

- F017R3KA006
- F017R3KA033
- 1-10V
- F017R3KB006
- F017R3KB033
- Dali
- F017R3KD006
- F017R3KD033

4000K

Non Dimmable

- F017R4KA006
- F017R4KA033
- 1-10V
- F017R4KB006
- F017R4KB033
- Dali
- F017R4KD006
- F017R4KD033



@3000K

Beam Angle: 39°	h(m)	E(lx)	Dxm
1	3672	0.71	
2	918	1.43	
3	408	2.14	
4	230	2.86	
5	147	3.57	

Optic Elliptical 13° x 40°

Power Led: 33,5W - LED 3726 lm ≠ OUTPUT 1639 lm - 2200K/CRI 80 / 33,5W - LED 3864 lm ≠ OUTPUT 1700 lm - 2700K/CRI 80 / 33,5W - LED 4140 lm ≠ OUTPUT 1821 lm - 3000K/CRI 80 / 33,5W - LED 4278 lm ≠ OUTPUT 1882 lm - 4000K/CRI 80

2200K

Non Dimmable

- F017R1LA006
- F017R1LA033
- 1-10V
- F017R1LB006
- F017R1LB033
- Dali
- F017R1LD006
- F017R1LD033

2700K

Non Dimmable

- F017R2LA006
- F017R2LA033
- 1-10V
- F017R2LB006
- F017R2LB033
- Dali
- F017R2LD006
- F017R2LD033

3000K

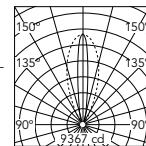
Non Dimmable

- F017R3LA006
- F017R3LA033
- 1-10V
- F017R3LB006
- F017R3LB033
- Dali
- F017R3LD006
- F017R3LD033

4000K

Non Dimmable

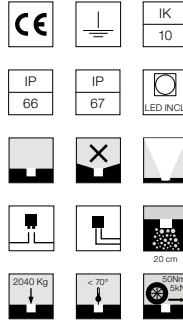
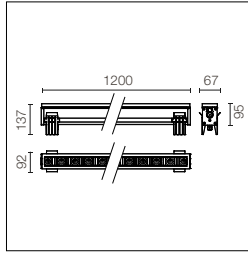
- F017R4LA006
- F017R4LA033
- 1-10V
- F017R4LB006
- F017R4LB033
- Dali
- F017R4LD006
- F017R4LD033



@3000K

Beam Angle: 13°	h(m)	E(lx)	Dxm
1	9367	0.22	
2	2342	0.44	
3	1041	0.67	
4	585	0.89	
5	375	1.11	

Ingraze Adjustable Frameless + Asymmetric Louvre L 1200



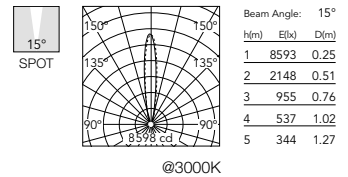
Sorgente high power LED inclusa e ottiche arretrate equipaggiate con griglia frangiluce asimmetrica antiabbagliamento. Alimentazione elettrica 220-240V on off e dimmerabile 1-10V e dali.
Cassaforma per l'installazione obbligatoria da ordinare separatamente.
Precablato con connettori rapidi H₂O Stop presa/spina inclusi.
ACT (Anti Corrosion Treatment) a richiesta.

High-power LED source included and rear lenses equipped with anti-glare asymmetrical diffuser grille. 1-10V or DALI on-off and dimmable 220-240V power supply.
Compulsory installation box to be ordered separately.
Pre-wired with H₂O Stop quick connectors, plug/socket included.
ACT (Anti-Corrosion Treatment) upon request.

Optic Spot 15°

Power Led: 33,5W - LED 3726 lm ≠ OUTPUT 954 lm - 2200K/CRI 80 / 33,5W - LED 3864 lm ≠ OUTPUT 989 lm - 2700K/CRI 80 / 33,5W - LED 4140 lm ≠ OUTPUT 1059 lm - 3000K/CRI 80 / 33,5W - LED 4278 lm ≠ OUTPUT 1095 lm - 4000K/CRI 80

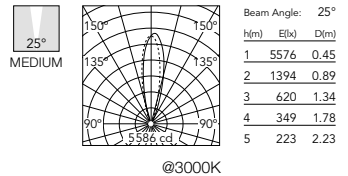
2200K	2700K	3000K	4000K
Non Dimmable	Non Dimmable	Non Dimmable	Non Dimmable
● F017R1QA006	● F017R2QA006	● F017R3QA006	● F017R4QA006
● F017R1QA033	● F017R2QA033	● F017R3QA033	● F017R4QA033
1-10V	1-10V	1-10V	1-10V
● F017R1QB006	● F017R2QB006	● F017R3QB006	● F017R4QB006
● F017R1QB033	● F017R2QB033	● F017R3QB033	● F017R4QB033
Dali	Dali	Dali	Dali
● F017R1QD006	● F017R2QD006	● F017R3QD006	● F017R4QD006
● F017R1QD033	● F017R2QD033	● F017R3QD033	● F017R4QD033



Optic Medium 25°

Power Led: 33,5W - LED 3726 lm ≠ OUTPUT 1009 lm - 2200K/CRI 80 / 33,5W - LED 3864 lm ≠ OUTPUT 1046 lm - 2700K/CRI 80 / 33,5W - LED 4140 lm ≠ OUTPUT 1121 lm - 3000K/CRI 80 / 33,5W - LED 4278 lm ≠ OUTPUT 1158 lm - 4000K/CRI 80

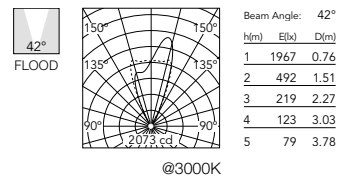
2200K	2700K	3000K	4000K
Non Dimmable	Non Dimmable	Non Dimmable	Non Dimmable
● F017R1RA006	● F017R2RA006	● F017R3RA006	● F017R4RA006
● F017R1RA033	● F017R2RA033	● F017R3RA033	● F017R4RA033
1-10V	1-10V	1-10V	1-10V
● F017R1RB006	● F017R2RB006	● F017R3RB006	● F017R4RB006
● F017R1RB033	● F017R2RB033	● F017R3RB033	● F017R4RB033
Dali	Dali	Dali	Dali
● F017R1RD006	● F017R2RD006	● F017R3RD006	● F017R4RD006
● F017R1RD033	● F017R2RD033	● F017R3RD033	● F017R4RD033



Optic Flood 42°

Power Led: 33,5W - LED 3726 lm ≠ OUTPUT 808 lm - 2200K/CRI 80 / 33,5W - LED 3864 lm ≠ OUTPUT 838 lm - 2700K/CRI 80 / 33,5W - LED 4140 lm ≠ OUTPUT 898 lm - 3000K/CRI 80 / 33,5W - LED 4278 lm ≠ OUTPUT 928 lm - 4000K/CRI 80

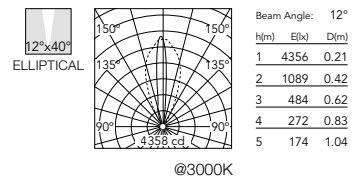
2200K	2700K	3000K	4000K
Non Dimmable	Non Dimmable	Non Dimmable	Non Dimmable
● F017R1SA006	● F017R2SA006	● F017R3SA006	● F017R4SA006
● F017R1SA033	● F017R2SA033	● F017R3SA033	● F017R4SA033
1-10V	1-10V	1-10V	1-10V
● F017R1SB006	● F017R2SB006	● F017R3SB006	● F017R4SB006
● F017R1SB033	● F017R2SB033	● F017R3SB033	● F017R4SB033
Dali	Dali	Dali	Dali
● F017R1SD006	● F017R2SD006	● F017R3SD006	● F017R4SD006
● F017R1SD033	● F017R2SD033	● F017R3SD033	● F017R4SD033



Optic Elliptical 12° x 40°

Power Led: 33,5W - LED 3726 lm ≠ OUTPUT 773 lm - 2200K/CRI 80 / 33,5W - LED 3864 lm ≠ OUTPUT 802 lm - 2700K/CRI 80 / 33,5W - LED 4140 lm ≠ OUTPUT 859 lm - 3000K/CRI 80 / 33,5W - LED 4278 lm ≠ OUTPUT 888 lm - 4000K/CRI 80

2200K	2700K	3000K	4000K
Non Dimmable	Non Dimmable	Non Dimmable	Non Dimmable
● F017R1TA006	● F017R2TA006	● F017R3TA006	● F017R4TA006
● F017R1TA033	● F017R2TA033	● F017R3TA033	● F017R4TA033
1-10V	1-10V	1-10V	1-10V
● F017R1TB006	● F017R2TB006	● F017R3TB006	● F017R4TB006
● F017R1TB033	● F017R2TB033	● F017R3TB033	● F017R4TB033
Dali	Dali	Dali	Dali
● F017R1TD006	● F017R2TD006	● F017R3TD006	● F017R4TD006
● F017R1TD033	● F017R2TD033	● F017R3TD033	● F017R4TD033



Ingraze: Accessori / Accessories

Cassaforma frame/frameless per installazione singola.	Framed/frameless installation box for single installations.	L 400 F017Z110000 L 600 F017Z120000 L 900 F017Z130000 L 1200 F017Z140000	 Frame	 
Cassaforma frame per installazione singola flush.	Framed installation box for single flush installations.	L 400 F017Z010000 L 600 F017Z020000 L 900 F017Z030000 L 1200 F017Z040000	 Frame Flush	 
Cassaforma anti-theft frame/frameless per installazione singola.	Framed/frameless anti-theft installation box for single installations.	L 400 F017Z710000 L 600 F017Z720000 L 900 F017Z730000 L 1200 F017Z740000	 Frame	 
Kit staffe anti-theft frame.	Framed anti-theft bracket kit.	<ul style="list-style-type: none"> ● F017Z550006 ● F017Z550033 		
Cassaforma anti-theft frame completa per installazione singola flush.	Complete framed anti-theft installation box for single flush installations.	L 400 F017Z610000 L 600 F017Z620000 L 900 F017Z630000 L 1200 F017Z640000	 Frame Flush	 
Kit staffe anti-theft frameless.	Frameless anti-theft bracket kit.	<ul style="list-style-type: none"> ● F017Z560006 ● F017Z560033 		



Ingraze Frameless

Ingraze Frame

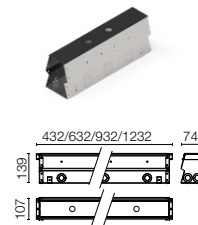
Ingraze Frame Flush

Ingraze: Accessori / Accessories

Modulo fila continua frame/
frameless.

Framed/frameless continuous
line module.

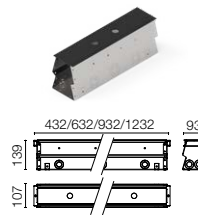
L 400
F017Z211000
L 600
F017Z221000
L 900
F017Z231000
L 1200
F017Z241000



Modulo fila continua frame
flush.

Framed flush continuous line
module.


L 400
F017Z210000
L 600
F017Z220000
L 900
F017Z230000
L 1200
F017Z240000



Kit testate di chiusura
standard.

Standard end-plate cover
kit.

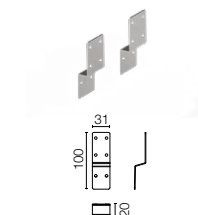
F017Z490000



Kit piastre di giunzione
standard.

Standard connecting plate
kit.

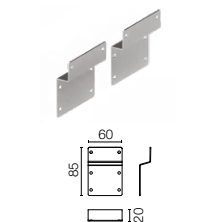
F017Z530000




Kit piastre di giunzione anti-
theft.

Anti-theft connecting plate
kit.

F017Z531000



Ingraze: Accessori / Accessories

Sistema di giunzione IP68 H ₂ O Stop anti-condensa a 2 vie 4 poli.	2 way terminal block 4 poles IP68 H ₂ O Stop.	F990C00A000	 
Sistema di giunzione IP68 H ₂ O Stop anti-condensa a 3/4 vie 4 poli. (Ø5,5÷12mm cavo).	3/4 way terminal block 4 poles IP68 H ₂ O Stop. (ø5,5÷12mm cable).	F990C010000	 
Scatola di derivazione 5 poli 4 vie IP68 (cavi 6-14 mm).	4 way junction box 5 poles IP68 (6-14 mm cables).	F990C030000	 
Kit connettore 5 poli presa volante + spina EU IP68.	Connector kit 5-pole flying socket + EU plug IP68.	F990C080000	 
Kit connettore 4 poli Presa Volante + Spina EU IP68.	4-pin connector kit with detachable socket + IP68 EU plug.	F990C081000	 
Kit connettore 5 poli presa volante con riduttore + tappo EU.	5-pin connector kit with detachable socket and reducer + EU cap	F990C082000	
Kit connettore 4 poli presa volante con riduttore + tappo EU	4-pin connector kit with detachable socket and reducer + EU cap	F990C083000	

