



Power  
Visibility  
Efficiency  
Mobility  
Success

# Table of Contents



01

Page 4  
Trimble  
Connected  
Construction

02

Page 7  
The Future  
of Project  
Management

03

Page 13  
Budget  
and Cost  
Management

04

Page 21  
Document  
Management

05

Page 28  
Field  
Management

06

Page 31  
Drawings,  
Specifications  
& BIM


07

Page 33  
How Trimble  
is Different



# Evolution of Project Management Solutions

01



Email Spreadsheets  
Shared Drives



02



Standalone Project  
Management Solutions



03



Trimble Connect  
Total Station  
ERP Integrations

 **ProjectSight®**

# 01 Connected Construction



# Connected **Construction**

## **Whatever You Can Imagine, You Can Build**

For years, project managers have dreamt of a single solution—a unified, automated system that instantly updates project data across the enterprise, streamlines communication among all stakeholders, and gets folks home in time for dinner for a change.

### **Connected Construction at Your Fingertips**

Today's cloud-enabled applications can coordinate real-time data and workflows; break down silos; provide more accurate, timely data; and analyze information. As a construction project manager, you can leverage these innovative tools to make better, faster decisions—boosting your ability to complete projects as intended—on time, and on budget.

### **Saving Time & Money**

Contractors benefit from a single vendor and single technology agreement with which to manage the bulk of their construction business, reducing the hours upon hours spent managing administrative processes in IT, accounting, project management and more.





**Designed to support lean and agile construction management principles, connected construction enables your team to collaborate more effectively.**

Construction professionals at all levels will know the whole project plan and understand their part in it. Superintendents and project managers can identify problems, measure and analyze the data related to the problems, implement a solution, and control that solution.

Creating a connected construction experience for your organization means undertaking a change management initiative—and adopting the right construction technologies that can deliver a scalable, connected technology stack.

While adopting new point solutions may address some of these needs for specific departments or phases of a construction project, only a true connected construction technology suite can drive these improvements across all departments and all phases of your construction projects—from design to done.



# 02 Introducing **The Future of Project Management**





Introducing **The Future of Project Management**

# Introducing **The Future of Project Management**

## **Projectsight** Project Management by Trimble Construction One

Trimble ProjectSight is construction project management software for budget management, document management, field management, and Drawings, Specifications and BIM. Connected workflows between contractor and owner, eliminate unwanted surprises, speed decisions and deliver next-generation productivity.



**Budget & Cost  
Management**



**Document  
Management**



**Field  
Management**



**Drawings,  
Specifications  
& BIM**



# Trimble Identity

**ProjectSight provides an unparalleled level of accountability by leveraging Trimble Identity.**

- One simple login to all of Trimble's next-generation software.
- Providing increased data integrity by validating who they are and logging what they do.

Set your own log-in preferences and automatically reset forgotten passwords.

Improve and enhance collaboration by completing your profile and setting your personal preferences.



# Updated User Interface

**ProjectSight is a 100% cloud-based construction project management software for contractors.**

- Intuitive and modern user interface available in your internet browser.
- Configurable to adapt to your personal preferences.

Custom templates accessible anywhere with our mobile app: Field users such as inspectors, engineers, and managers can download, create, and copy checklist templates on their mobile device.

Easily fill out checklist items, add photos, comments, and record links to Checklist items. When statuses change in the field, ProjectSight can automatically create a revision to ensure your teams are operating with the latest version of the Checklist.



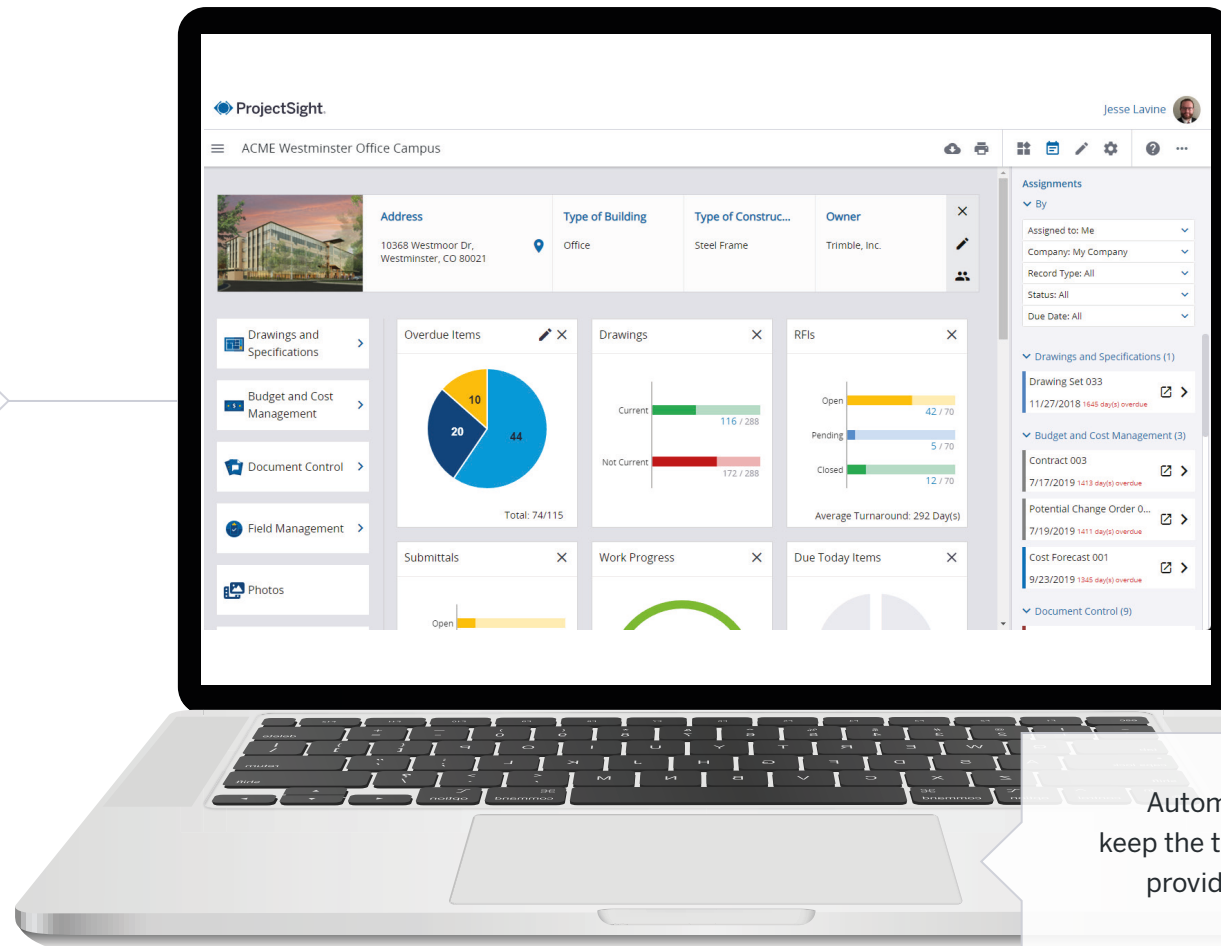
# Information Enrichment

**ProjectSight moves beyond paper forms by allowing your team to collaborate in real time and enrich the information, eliminating back-and-forth workflow issues.**

- Reduce cycle time by providing better access to information from the start.

ProjectSight encourages real collaboration between stakeholders, enabling you to make and share informed decisions fast and from anywhere.

New integrations are launching every month to supercharge your back office, empower your field teams, and keep your project stakeholders accountable.



Automated notifications keep the team informed and provide visibility into the workflow status.

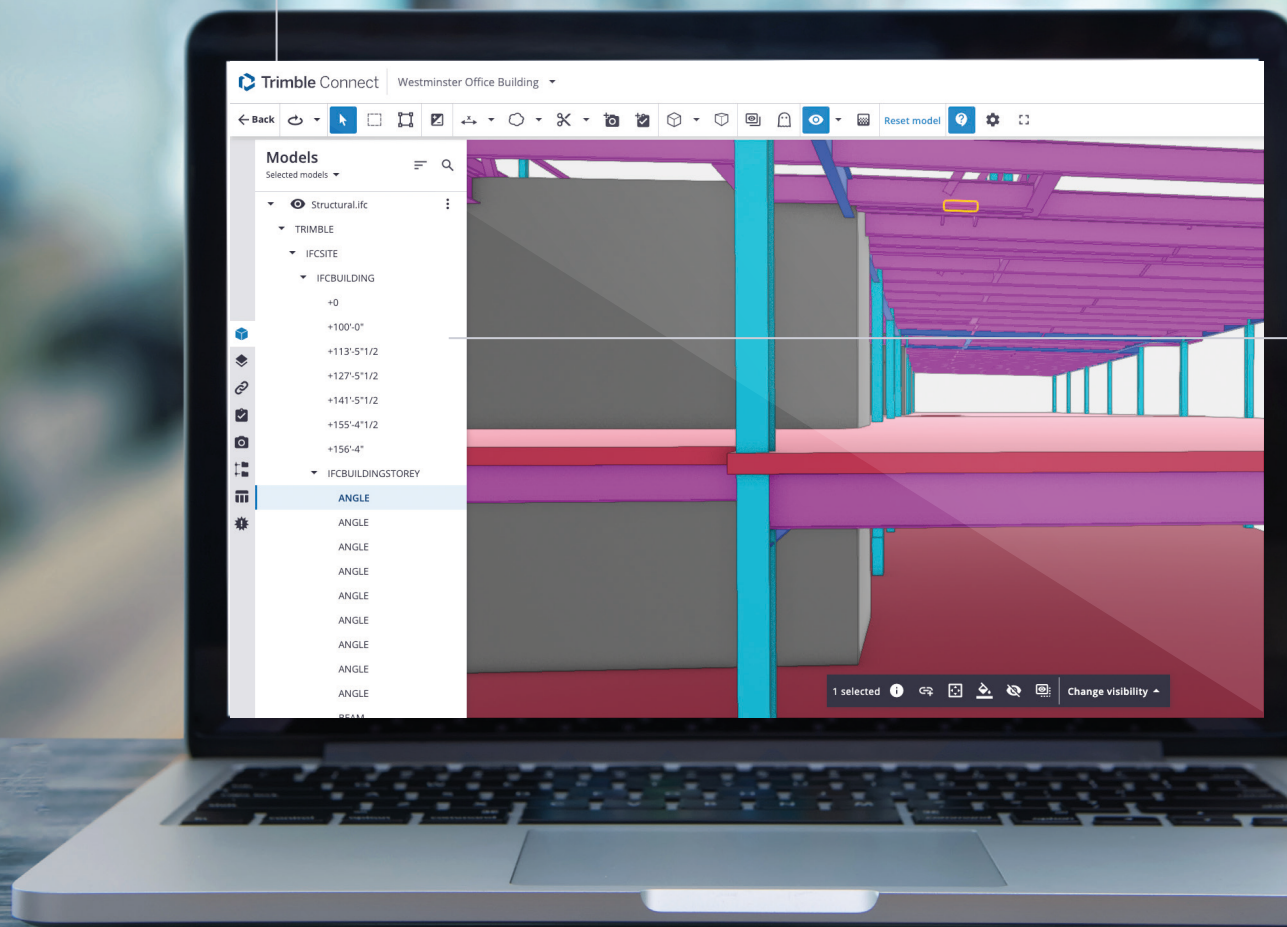


# Constructible 3D Models

Bringing together architectural, structural, mechanical, electrical and plumbing on one screen in a complete constructible model allows you to identify and solve potential issues before they're full-scale problems.

Powered by Trimble Connect, start exploring and interrogating any BIM model uploaded by the project team. Trimble Connect will work with all major BIM authoring tools.

Give simple 3D context to any ProjectSight record, such as RFIs, Submittals, and Change Orders.





03

# Visibility **Budget and Cost Management**



# Visibility **Budget and Cost Management**

**The industry standard in Construction Budget and Cost Management.  
Developed by the makers of Prolog.**

With over 25 years of successful project deliveries ProjectSight provides the forward looking project financial information you need to make better decisions on your next project.

## **Gain Visibility**

Relevant, timely, and accurate information is easily available to react to changes and issues before it is too late.

## **Eliminate Surprises**

Gain visibility into potential changes before they occur. Providing complete information into the root cause of any issue, and allowing you to stay on time and within budget.

## **Protect Profitability**

All cost, schedule, and design impacts are clearly identified and communicated. ProjectSight gives your management team confidence that your bottom line is protected from a billings and claims perspective.



## Visibility **Budget and Cost Management**

### **Budget**

Central hub for all financial transactions.

### **Contracts**

Create and manage contracts with owners, suppliers, and subcontractors.

### **Purchase Orders**

Track materials, equipment, and supplies that are purchased from vendors.

### **Potential Change Orders**

Manage all potential risks that may impact scope, schedule, and budget.

### **Change Orders Requests**

Formally request approval for additional funds for out of scope work and additional time for Justified delays.

### **Subcontract Change Orders**

Approve official amendments to your subcontracts. Update contract dates and schedule of values to reflect the changes.

### **Prime Contract Change Orders**

Allow for formal modification to your contract with the owner. Update contract dates, and schedule of values to reflect the changes.

### **Contract Invoices**

Subcontractors submit their invoices through a Contract Invoice portal, providing visibility into the payment process and making sure they get paid in a timely manner.

### **General Invoices**

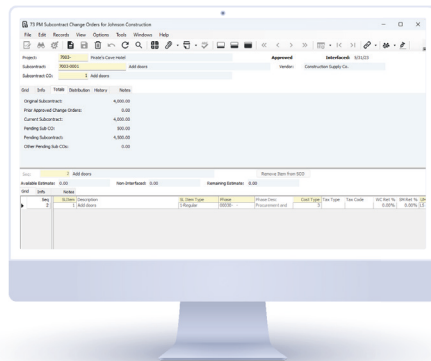
General invoices are used to record any non-contract invoices that you receive. You can also process invoices for purchase orders.

### **Applications For Payment**

Provide the owner with a summary of the completed work for each cost period.

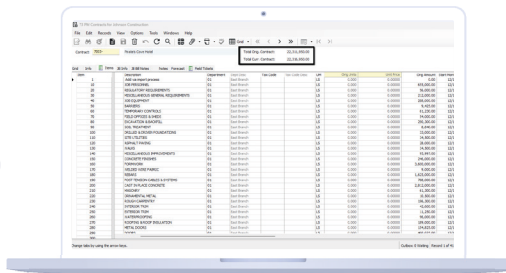
# ERP Integrations

01



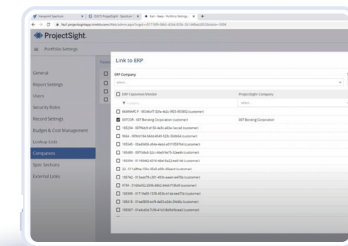
Save administration time & effort by synchronizing jobs and vendors between your ERP and project management tools.

02



Project financials and documents can be managed by the operations team in ProjectSight—without having to access the accounting system.

03



Executed contracts, changes, and invoices flow automatically between the systems.

# Contracting

Easily create and manage all of your contracts in one place. ProjectSight makes sure that all agreement details are captured so that you can get paid for the work as agreed to.

- Purpose built for construction, ProjectSight contracts are intuitive and straight forward.

The screenshot displays the ProjectSight software interface for a contract titled 'Contract - 001' for 'ACME Westminster Office Campus'. The 'AMOUNTS' tab is selected, showing a 'Schedule of Values' table. The table lists five items with their descriptions, scheduled values, budget codes, and financial status. To the right of the table, there are controls for 'Approved for Budget' (set to 'Approved'), 'To Company' (set to 'Trimble'), 'Spec Section' (set to '05 00 00 - Metals'), 'Type of Contract' (set to 'Subcontract'), and 'Rules' (set to 'Controlled Total'). There are also buttons for 'Unit Price', 'ASSIGNED TO', and 'COURTESY COPIES'.

Item No. *	Description	Sched Value	Budget Code *	Spec Section	Material Code	Locked	Invoiced	Balance	Retainage	Notes
001	Structural Steel	1,450,000.00	03.250000.SC.DC			<input checked="" type="checkbox"/>	13,000.00	1,437,000.00	1,220.00	
002	Metal Decking	659,250.00	03.250000.SC.DC			<input checked="" type="checkbox"/>	6,000.00	653,250.00	400.00	
003	Temporary Generators	35,000.00	03.250000.SC.DC			<input checked="" type="checkbox"/>	3,300.00	31,700.00	330.00	
004	Revised moment frame welding detail	11,250.00	03.250000.SC.DC			<input type="checkbox"/>	0.00	11,250.00	0.00	
005	Field welding elevator support	17,000.00	03.250000.SC.DC			<input type="checkbox"/>	0.00	17,000.00	0.00	

ProjectSight provides the controls you need to stay organized, confident, and in control.

Manage your schedule of values and associated costs with the appropriate budget codes. This provides you visibility into contract status, and makes invoicing consistent.



# Budgeting

The ProjectSight Budget module gives you complete visibility into the financial health of your project, providing you a forward looking view of potential issues so you can react.

- Slice and dice information the way you want to and drill into the details. It's all at your fingertips.

Easily make net zero transfers of money between budget accounts.

Choose the financial columns you want to analyze and gain visibility into budget, commitments, actual cost, and forecasting.

Configurable Budget Codes for easy reporting.

**Budget**  
ACME Westminster Office Campus

← Done [Icons] [Menu] [Help]

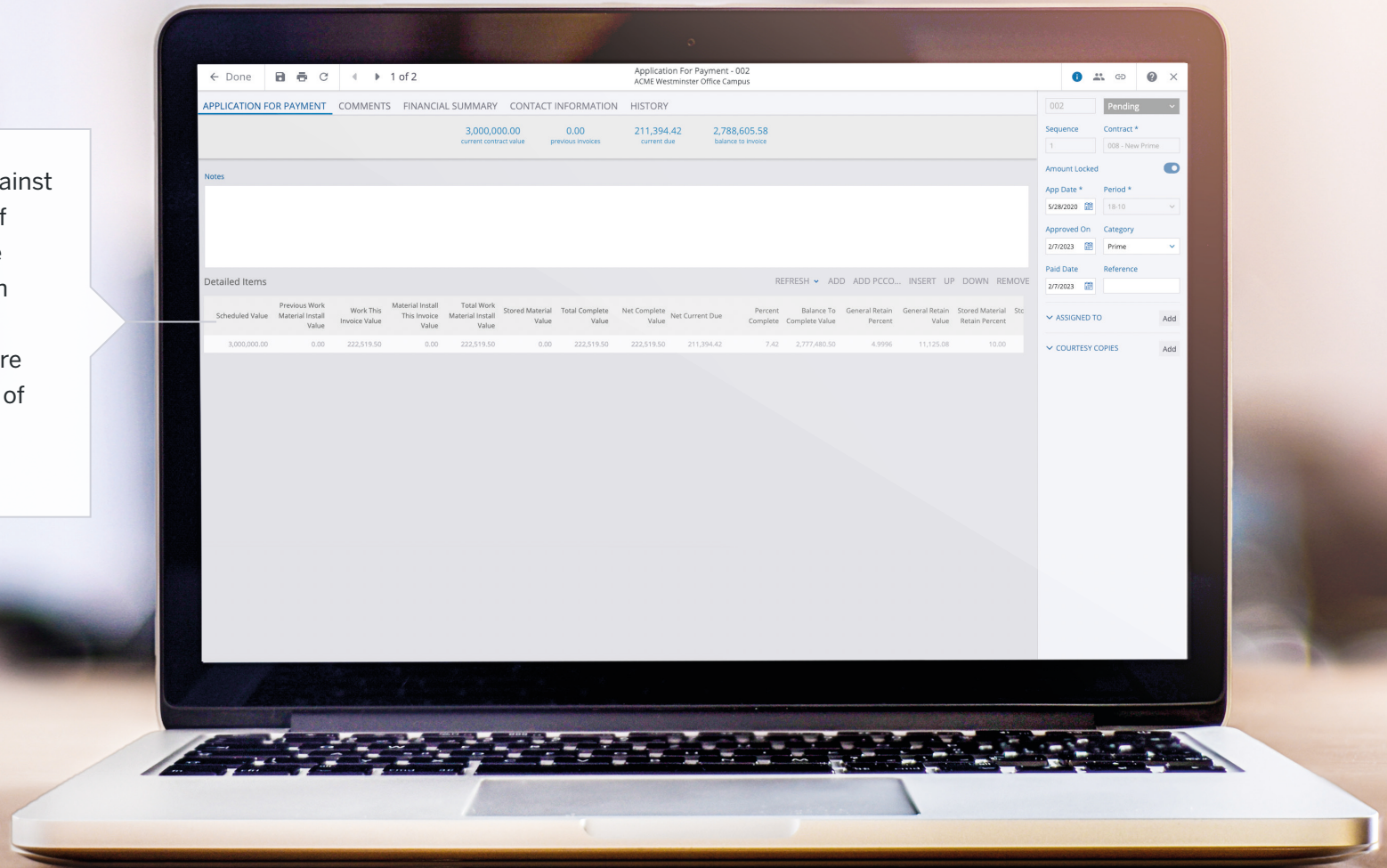
+ Add   Transfer   Group By ▼
 Original Budget: 26,885,523.30   Projected Budget: 27,015,735.30   Projected Costs: 27,026,735.30   Projected Over / Under: 11,000.00
Q Search Budget

	Budget Code * ▲	Description *	Status *	Original Budget	Approved Revisions	Current Budget	Pending Revisions	Approximate Revisions	Projected Budget	Original Commitments	Approved Commitment Changes
1	01.000000.BU.DC	Direct Item	Approved	996.00	0.00	996.00	0.00	3,000.00	3,996.00	500.00	4,000.00
2	01.012100.BU.DC	Contingency	Approved	1,684,320.00	0.00	1,684,320.00	0.00	0.00	1,684,320.00	0.00	
3	01.012100.BU.IC	Contingency	Approved	1,665,821.00	0.00	1,665,821.00	0.00	0.00	1,665,821.00	0.00	
4	01.012100.GC.DC	Description	Approved	1,000.00	0.00	1,000.00	0.00	0.00	1,000.00	0.00	
5	01.013100.BU.IC	Construction Management	Approved	1,127,540.00	0.00	1,127,540.00	0.00	0.00	1,127,540.00	0.00	
6	02.013100.MA.DC	Jordan Test	Approved	700,000.00	0.00	700,000.00	0.00	0.00	700,000.00	0.00	
7	02.013316.BU.IC	Detailed Design	Approved	901,992.00	0.00	901,992.00	0.00	0.00	901,992.00	3,000.00	
8	02.013316.LA.DC	Trees	Pending	102,000.00	0.00	102,000.00	0.00	0.00	102,000.00	0.00	
9	03.010000.GC.DC	General Requirements	Pending	676,494.00	0.00	676,494.00	0.00	0.00	676,494.00	0.00	
10	03.012100.SC.DC	Site Work	Pending	100,000.00	0.00	100,000.00	0.00	0.00	100,000.00	0.00	
11	03.020000.SC.DC	Site Work	Approved	1,127,990.00	0.00	1,127,990.00	10,600.00	0.00	1,138,590.00	0.00	
12	03.030000.SC.DC	Concrete	Approved	1,027,490.00	30,000.00	1,057,490.00	1,100.00	0.00	1,058,590.00	954,400.00	30,000.00
13	03.030000.SC.IC	Door Concrete	Pending	160,000.00	0.00	160,000.00	0.00	0.00	160,000.00	0.00	
14	03.040000.MA.DC	Masonry purchase non for	Approved	75,000.00	0.00	75,000.00	0.00	0.00	75,000.00	0.00	
15	03.050000.SC.DC	Structural Steel	Approved	2,600,000.00	5,500.00	2,605,500.00	40,000.00	0.00	2,645,500.00	2,172,500.00	5,500.00
<b>Grand Totals</b>				<b>26,885,523.30</b>	<b>55,500.00</b>	<b>26,941,023.30</b>	<b>71,712.00</b>	<b>3,000.00</b>	<b>27,015,735.30</b>	<b>9,760,400.00</b>	<b>39,500.00</b>

# Invoicing

ProjectSight allows you to manage all of your monthly invoicing and applications for payment needs. Make sure that you and your team are getting paid per the contract agreement, including release of retainage.

Subcontractors invoice against the contracted schedule of values and account for the work that has been done in the current billing period. Approved change orders are appended to the schedule of values so that these items don't get overlooked.





# Change Management

**ProjectSight gives you a competitive advantage when managing the risks and potential changes on your project, allowing you to capture the risk, link it to the root cause that sparked the change, break it down into manageable pieces, and assign items across multiple contracts.**

This allows your team to develop the cost and schedule impacts for all parties impacted, and you get to choose when these risks are reflected on your budget and cost reports.

After development, changes can be routed to the owner for approval, and converted into prime contract and subcontract change orders, formally modifying your contracts.

Simply put: ProjectSight is unmatched when it comes to managing your project's financial health.





# 24 Efficiency Document Management



# Efficiency

## Document Management

**ProjectSight makes project teams significantly more productive by connecting people and technologies with timely information that is so complete it unites the virtual and real worlds.**

ProjectSight streamlines productivity. No more searching through multiple systems to find the drawings and information you need to give an answer fast. ProjectSight ensures that all stakeholders are working from the most up-to-date information available whether you're in the field or in the office.

### **Get Lean**

Team members can collaborate and converse on issues rather than filling out information on old paper based forms. ProjectSight automates notifications and eliminates wasting time on unproductive tasks.

### **Establish Trust**

ProjectSight establishes trust with all project stakeholders. Information is thorough, complete and a record of communication is available so you and your team gain credibility and maintain professionalism.

### **Create Accountability**

ProjectSight helps you operate as a team and ensures everyone is held accountable.



## Efficiency **Document Management**

### **File Library**

Running on Trimble Connect, ProjectSight's file management is easy to use and comes with unlimited storage for your project files.

### **Drawings**

Your access to all the latest design information. The ProjectSite Drawings module allows you to create records and annotate directly on the .pdf drawing files. With ProjectSight The entire team is always working off of the latest drawings.

Add visual clarity to any project management workflow by annotating and linking directly to the drawing.

### **Rfis**

Manage the process of getting your team the answers they need to identify risk and stay on schedule.

### **Submittals**

A team work space to gather all information required by the owner for review and approval, before installation.

### **Meeting Minutes**

Meeting minutes are used for managing the agendas, invitations and notes for your meetings. Create a series of related meetings and carry forward unresolved items.

### **Issues**

The starting point for capturing any identified risks on your project.

### **Action Items**

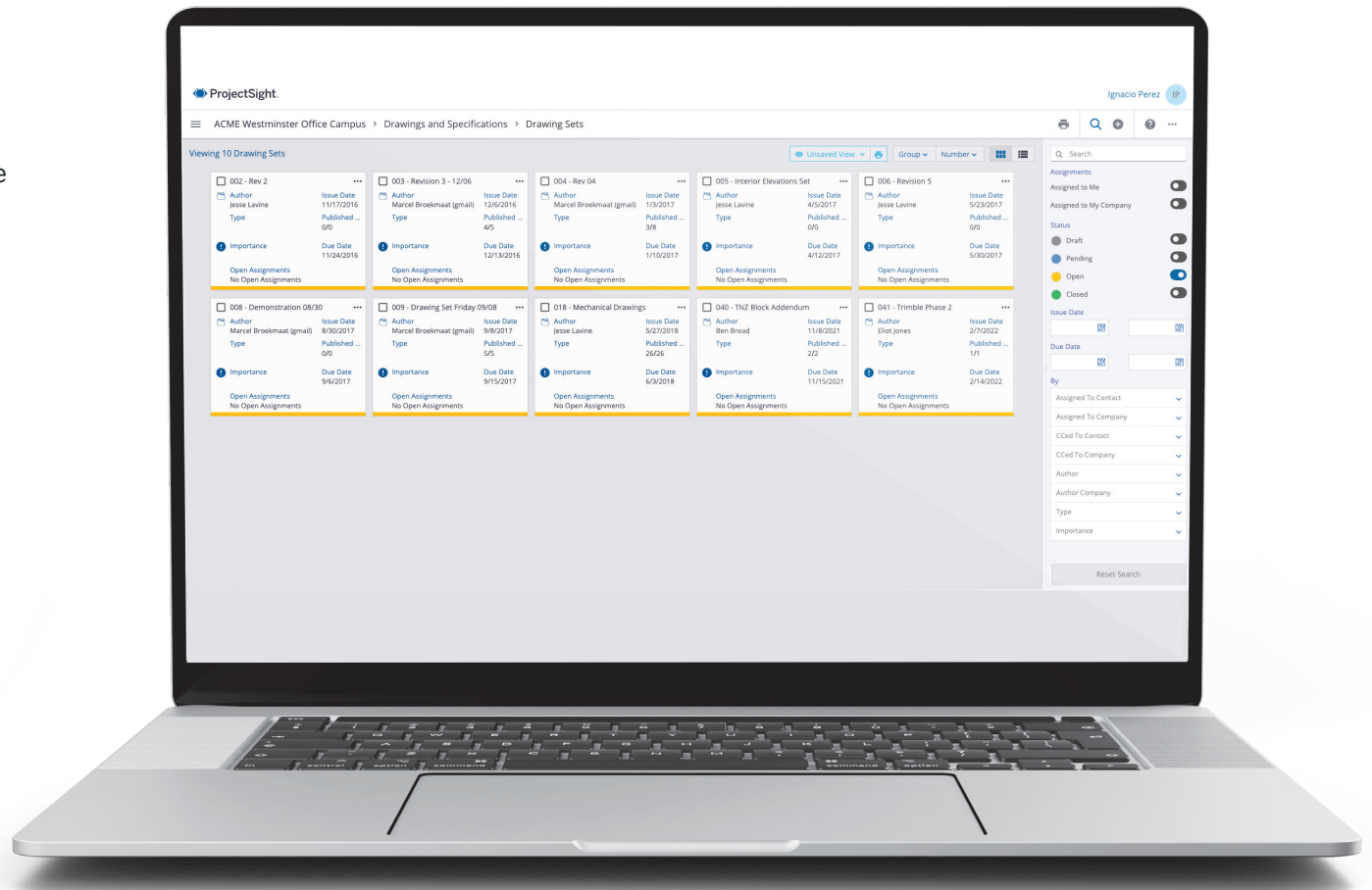
Action Items allow to formally assign tasks and track their completion.

# Drawing Sets

When it comes to project management, control is everything. We've talked to project managers across a broad spectrum of construction projects, and nearly all project managers report a common challenge, loss of visibility and lack of control over design and documentation versions.

The ProjectSight Drawing Sets module allows you to simply upload the .pdf versions of the latest design files, and it will automatically extract the sheet name, number and version the file for you. You can then review the information and publish the sheets out to the team.

Once published, the latest version of the file will be available for everyone.





# Drawings

**ProjectSight keeps your entire team up to date with the most current versions of the drawings. This keeps subcontractors and people in the field connected and informed.**

Eliminate costly rework because people are building off of the wrong information.

Annotate and manage records directly on top of drawings.

Easily sort and filter out the information you are not interested in.

Thumbnail views of the drawings allow people in the field on mobile devices to easily identify the files they are looking for.





# Submittals

The ProjectSight Submittal module provides powerful tools to help you identify, communicate, gather, package and get approvals on all the items required for submission by the owner.

PDF Markup tools make the review process simple.

Group and sort items any way you want. Sorting by due date or subcontractor can really help while having team meetings.



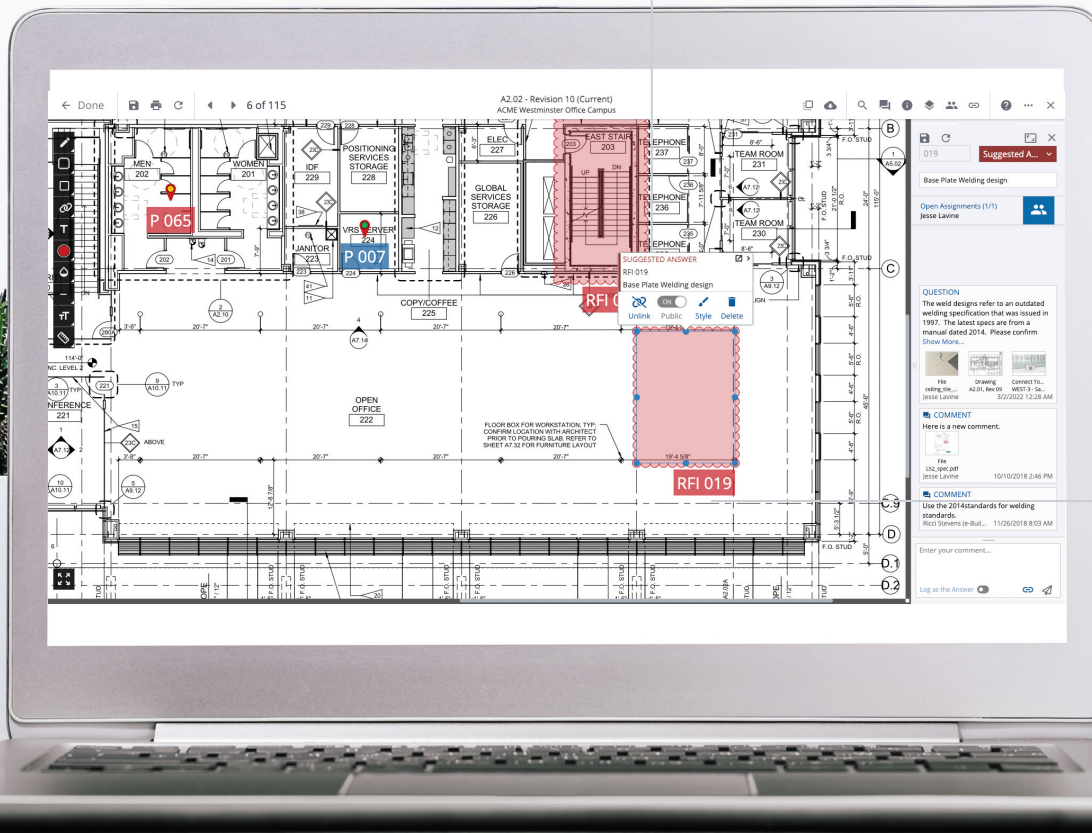
# Request For Information

In addition to the traditional RFI process shown earlier, ProjectSight provides additional options for working with and collaborating on information.

The RFI will show up in the traditional RFI log and cross link the documents automatically for you.

Collaboration in context allows you to get the job done faster without having to switch screens.

Create RFIs and other ProjectSight records with locational context. This allows the user the ability to simply show where something is happening, or allow them to raise issues while working with drawings.





# 05 Mobility Field Management





# Mobility **Field Management**

**Powerful and easy-to-use tools that keep the people on site safe, informed and in touch with the project team. Allowing people to work in an online or offline mode and keep the focus on the task at hand: delivering the project.**

Establish direct lines of communication with the field, from virtually any mobile device, ensuring everyone is working safely, building off of the most current information available and updating the team on what is actually happening on the site.

## **Managing Subs**

ProjectSight allows subcontractors to have access to all approved project information and collaborate with you for no additional cost. ProjectSight makes sure information is easily available and thorough, keeping the project moving and coordinated.

## **Cut Down Inefficiencies**

Simple, configurable and modern processes allow your team to quickly capture, communicate and collaborate around critical information. Providing focused solutions built for contractors.

## **Mobility**

ProjectSight was built by people who have personal experience working in the field. For that reason, ProjectSight has included mobile access via an iPad application that works in both an online mode and an offline mode when an internet connection is unavailable or too slow.

## Mobility **Field Management**

### **Safety Notices**

Safety Notices identify safety violations that were committed by people on the job site. These records can be used over time to monitor the safety records of each contractor.

### **Daily Reports**

Daily Reports are used to track the work completed that day, daily activity of the crews, and weather conditions on the job site.

### **Checklists**

The Checklist module lets you create an unlimited number of process checklists, ensuring that details are not missed.

### **Punch Items**

Punch Items track work that must be done before the Certificate of Final Completion can be issued. A punch item can be assigned to ensure that the items are completed, fixed, or redone according to specifications.

### **Field Work Directives**

Field Work Directives are used to handle unexpected events, account for additional work and provide clarification about the work.

### **Notices to Comply**

Notices to Comply direct contractors to comply with instructions. They can be issued for poor workmanship, issue correction or any unfulfilled contractual obligations.



# Mobile Access & Daily Reporting

ProjectSight's mobile application works in both an online and offline mode allowing mobile team members to work with Drawings, Document Control modules, and Field Management modules.

**Daily Report**

Feb 22, 2022  
ACME Westminster Office Campus

Status	Draft
Lost Productivity	00h 00m
<b>Weather</b> 60 °F 10% humidity 2 MPH winds	Westminster, CO Tuesday 03:08 PM Partly Cloudy
Total rainfall	0.09 inches
	<a href="#">Weather log</a>
<b>Labor</b> 32h 00m 00h 00m pending 4 workers	<a href="#">Workforce</a>
<b>Equipment</b> 3 12h 00m	<a href="#">Equipment log</a>
<b>Notes</b> Type something ...	
Records	+
Web links	+
Assigned to	Kimberly Day

Daily reports are simple for the project team.

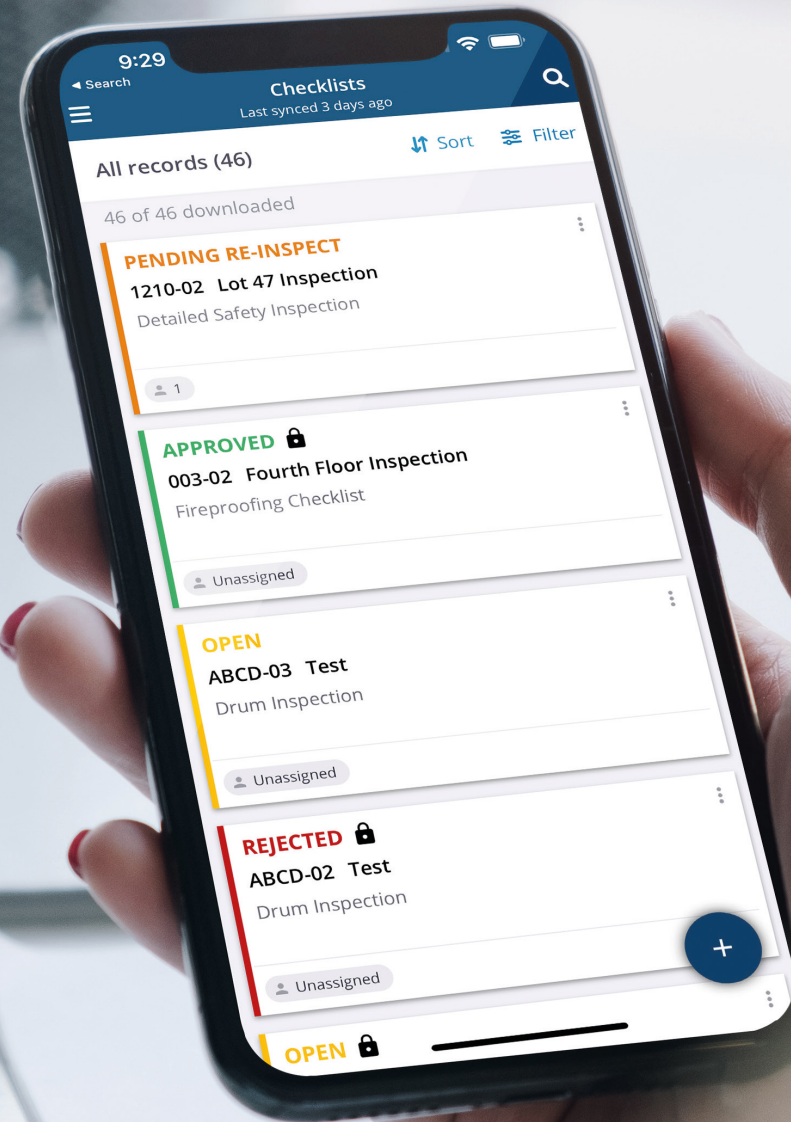
Use the camera to capture pictures and video to provide additional information to the project team who can't be on-site.

Multiple Subcontractors can submit the crews' labor for the day to be review by the appropriate manager.

# Checklists

ProjectSight's allows creation of user defined checklists that can be used by the project team to ensure you are not missing any critical steps during placement, installation, erection or maintenance tasks.

- Eliminate costly mistakes.
- Download, create, and copy checklist templates
- Easily fill out checklist items, add photos, comments, and record links to Checklist items
- Quickly assign a Checklist to a user and add a CC
- Assign approvers on the web, and sign using your finger on mobile to approve or reject a Checklist





# 07 How Trimble is Different



# How **Trimble is Different**

**A connected construction experience for your organization that helps improve productivity, increase competitiveness, and reduce project costs, from design to completion.**

Integrates with our all-in-one cloud-based software suite—Trimble Construction One—that shares real-time data and workflows from the back office to the field whenever it's needed.

A modern, scalable and secure platform built for end-to-end project management for workers on the go.





# Get in **Touch**

**Email** [info@projectsight.trimble.com](mailto:info@projectsight.trimble.com)

**Website** [projectsight.trimble.com](http://projectsight.trimble.com)

**Phone** +1800 333.3197

