



**AUBRILAM**



# AUBRILAM

*space comes alive.*



A space is always in motion, and comes alive when it is lived in. We use living, sustainable materials to give meaning and beauty to living spaces.

**The collections we offer are designed to serve spaces and the people who live in them. Each product has its own place in the landscape, responding to a specific use.**

Notche and Skala are two new furniture lines designed to enhance spaces. We have designed them to make people feel welcome and comfortable, while at the same time accentuating the space in a harmonious and distinctive way.



# Notche



# Notche *Sculpting* material.


## Lighting points

The material is worked, modelled and carved. The wood is hollowed out to house the light. Optical quality and design have turned these products into iconic pieces of urban design.



## Furniture

The carved volume is restyled. Metal and wood work perfectly together to create an accentuated line. This signature design provides both comfort and adaptability.







## Notche 1

### Lighting bollards

These bollards were designed as totems to decorate spaces by day and by night. When they are lit, the notches in the wood stand out, creating a graphic interplay with the light.

Work on the optics has produced comfortable, high-performance lighting, optimising the spacing between the bollards.

This is a product ideally suited to pedestrian walkways.

**Height:** 0.85 m | 1 m  
**LED:** 9 W  
**Colour temperature:** 3 000 K  
**On request:** 2 700 K | 2 200 K  
**Wood:** Accoya® wood





# Notche 2

## Lighting bollards

The Notche 2 bollards are rectangular in cross-section and have a sleek, elegant design. The light fixture, built into the wood, provides light to the surrounding area while at the same time discreetly revealing the wooden body.

The optics provide high quality, surface-directed illumination. Notche 2 lighting bollards are high-performance bollards designed to illuminate footpaths and cycle paths.

The streamlined design of these bollards means they can blend in to many different surroundings.



**Height:** 0.60 m | 0.90 m  
**LED:** 61 W  
**Colour temperature:** 3 000 K  
**On request:** 2 700 K | 2 200 K | PC-Amber  
**Wood:** Accoya® wood







**Height:** 4 m | 5 m | 6 m  
**Spotlight:** 19 W or 40 W  
**Colour temperature:** 3 000 K  
**On request:** 2 700 K | 2 200 K  
**Wood:** scots pine wood



## Notche

### Lighting profiles

The Notche lighting profiles let the work of the materials speak for themselves. The notches form a focal point for the interplay of materials, while the metal accentuates the sculptured shape that is the hallmark of this range.

The BEGA Hybrid Optics® system provides high-performance lighting while guaranteeing visual comfort.

The direction of the spotlights and the optics can be adapted to different uses: lighting pathways, squares or enhancing buildings.







**Length:** 0.60 m | 1.20 m | 1.80 m  
**Optional:** armrests or backrest  
**Wood:** Accoya® wood

## Notche

### Stool and benches

This furniture brings together wood and metal, echoing the idea of the notch. It is designed to reflect a dialogue between straight and curved lines, achieved through precise adjustment of materials.

The Notche benches represent an extension of the stool. It extends out to provide longer seating for two or three people.

These products have been designed to offer multiple combinations. They can stand alone or be part of a modular system that adapts to the type of project.





# Notche

## Bench

The Notche bench has a bold design, a true statement of space. With its subtle mix of straight lines, edges and curves, this bench conveys a sense of perfect balance.

The result is an assertive style for a classic in landscaping and urban design.



**Length:** 2.30 m  
**Optional:** armrests  
**Wood:** Accoya® wood





# Notche

## Concrete bench modules

These modules revisit the idea of furniture comprising a seat attached to an architectural element.

The design of the wooden seats is reminiscent of the line of the bollards and profiles and the notch pattern, lending meaning to the "Notche" range.

The seat is available in two models, enabling the layout to be altered to create a specific style for each project. This furniture is ideal for landscaping, riverbanks and seafronts. It adds a unique character to these spaces.



**Length:** 1.70 m  
**Optional:** integrated lighting  
**Wood:** Accoya® wood







**Capacity:** 60 litres  
**Optional:** waste recycling colours  
**Wood:** Accoya® wood

## Notche

### Litter bin

The Notche litter bin is a clever compromise between design and functionality.

Developed with a focus on use in mind, while incorporating the spirit of the Notche collection, this must-have for public spaces sits perfectly within the overall visual appeal of the range.

The bin can be configured in a number of different ways, offering a wide range of sorting options while still maintaining its own identity.





# Skala






# Skala

## *A clean line.*

### Lighting points and columns

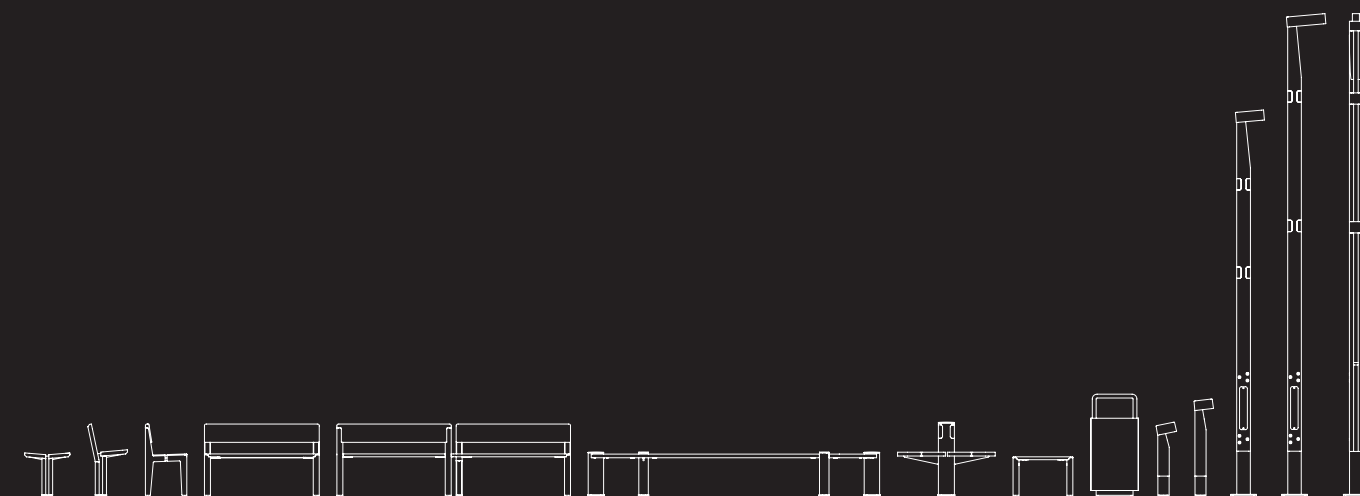
The Skala lighting points and columns highlight the link between two opposing materials, wood and metal. The emblematic part of the range, the metal bracket, forms the junction between these two materials. This gives the products their elegant allure, accentuated by the light shining through the two mouldings.

At night, the light captures both the precision of the lines and the nuances of the wood. The work that has gone into the optics provides effective, comfortable lighting.



### Furniture

The combination of wood and metal creates a graphic effect with a pure, refined aesthetic. These materials work harmoniously together, with their rounded edges and clean cuts, making it easy to achieve high-precision adjustments.





# Skala

## Lighting bollards

The Skala bollards express both lightness and verticality. The two mouldings structure the object and create a transparent illusion.

These bollards can be used day or night. When night falls, the light accentuates the bevels, redefining the silhouettes

The specific work of the BEGA Hybrid Optics® delivers high-performance backlighting. The light passing through the mouldings generates an atmospheric backlight.



**Height:** 0.75 m | 1 m  
**LED:** 7.1 W and 14 W  
**Colour temperature:** 3 000 K  
**On request:** 2 700 K | 2 200 K  
**Wood:** Accoya® wood







**Height:** 3.50 m | 4 m | 5 m  
**LED:** 19,6 W  
**Colour temperature:** 3 000 K  
**On request:** 2 700 K | 2 200 K  
**Wood:** Accoya® wood



## Skala

### Lighting profiles

Skala lighting profiles take the idea of verticality a step further. Transparency and lightness are achieved by the precise fit between the metal brackets and the mouldings.

Like bollards, these lighting points define spaces by day and night. When lit, the light passing between the mouldings gives them a distinctive appearance.

BEGA Hybrid Optics® guarantee visual comfort. The elliptical diffuser provides lighting that is perfectly suited to footpaths, cycle paths and small roads.







**Height:** 3.50 m | 4 m | 5 m  
**Wood:** Accoya® wood



## Skala

### Columns

Skala columns add the finishing touch to our range of lighting profiles. Identical in design, they have been developed to accentuate spaces. At night, their silhouettes become illuminated to reveal the materials with playful light and shadow.

The column provides a free choice of light fixture, thus giving a high degree of modularity in terms of both aesthetics and desired light distribution, to fit in with any environment.





# Skala

## Stools

Skala stools are the very embodiment of the range: the vertical lines are coupled with a subtle use of rounded and chamfered edges. The design has become the emblem of the Skala range.

These two stools, with or without backrests, are designed for short periods of sitting. Their compact size, ideal for mobile use, guarantees comfort thanks to meticulous attention to shape and proportion.



**Length:** 0.35 m | 0.45 m  
**Wood:** Accoya® wood





# Skala

## Chair and benches

The Skala chair incorporates the hallmarks of interior design. Wood and metal join forces to create a high-quality piece of furniture. The adjustments are precise and sophisticated.

The Skala benches follow the theme of the chair, stretching out while retaining the understated elegance and efficiency of the design. Available in 2-seater or face-to-face versions, or combined with the chair, they provide a wealth of layout options.

A robust and comfortable piece of furniture that is perfectly suited to a variety of urban uses: parks, riverbanks, city seating.



**Length:** 0.50 m | 1.15 m | 2.35 m

**Optional:** armrests

**Wood:** Accoya® wood







**Length:** 3 m  
**Optional:** armrests  
**Wood:** Accoya® wood

## Skala

### Long bench

The Skala bench is in perfect harmony with the lighting profile. The metal legs, echoing the spirit of the bracket, fit around the mouldings to anchor this piece of furniture to the ground.

Its graphics and design set it apart; making it an iconic piece in the range.

The Skala bench can be used to structure spaces whilst still providing a comfortable seating length. It is designed for a wide range of uses, with a variety of seating positions. When placed in an aligned configuration, it creates original, flowing geometries.





# Skala

## Double bench

The Skala double bench marries straight and curved lines. The verticality of the metal legs contrasts with the horizontality of the wooden seats. This interplay of lines is reminiscent of the bracket, the signature piece in the range.

An urban design classic, here the bench is revisited in the Skala spirit.

This generously proportioned piece of furniture is ideal for large spaces seeking a high degree of flexibility of use.



**Length x Width:** 2.95 m x 1 m  
**Optional:** integration of charging points  
**Wood:** Accoya® wood







**Length x Width:** 0.60 m x 0.40 m  
**Wood:** Accoya® wood



## Skala

### Low table

The Skala low table has a clean, uncluttered look that is enhanced by precise, well-crafted details and adjustments. Wood and metal combine to echo the graphic signature of the range.

It rounds off the Skala range and can be combined with the seats to create a harmonious space.





**Capacity:** 60 litres  
**Wood:** Accoya® wood

## Skala

### Litter bin

The Skala litter bin is understated and elegant. It brings together the lines and materials that make up the range to create a piece with familiar aesthetics.

Marrying functionality and design, this litter bin does not compromise on practicality and suits all uses.







## Thinking sustainably

**Thinking sustainably means designing products that are environmentally friendly, that are in harmony with the living spaces in which they find themselves, and that will stand the test of time, discreetly and naturally.**

### **Sustainable by design**

Our philosophy is to use different sustainable materials and to integrate them into our products in the most appropriate way possible. Adapting to responsible use is essential for us.

Our eco-design approach involves us breathing new life into materials. Designing products by taking into account the life cycle of our materials is at the heart of our approach.



The wood we use in our furniture is Accoya®. This is a very durable wood, and can last up to 50 years outside. It is a healthy wood, from sustainably-managed sources and can be fully recycled. 80% of the aluminium we use is recycled.

**Every day, we draw on our experience to improve our design methods and manufacturing processes to offer sustainable products.**

With our own woodworking workshops, we regularly improve our processes and tools to limit the amount of energy used by our machines and the quantity of our production waste. Our unused wood shavings and cuttings are recovered and recycled through re-use channels. Our quality management is a key factor in improving our environmental performance on all our sites.

**Thinking sustainably, means providing furnishing solutions that make spaces more beautiful, pleasant and comfortable, and that will last.**

Our products are designed and created with this in mind, right down to the smallest detail. Each piece is designed, then adjusted, to give the product a coherent and harmonious shape, which will be at home in the space, and stand the test of time.



# Light

**Visible by day and by night, we design products that help to enhance the environment.**

In daylight, the lighting profiles and bollards look like landscape furniture. At night, the light emitted illuminates the environment while at the same time revealing the support into which the light fitting is incorporated.

We have sought to design lighting points where material and light interact. Not only does the light provide good illumination, it also accentuates the wood.



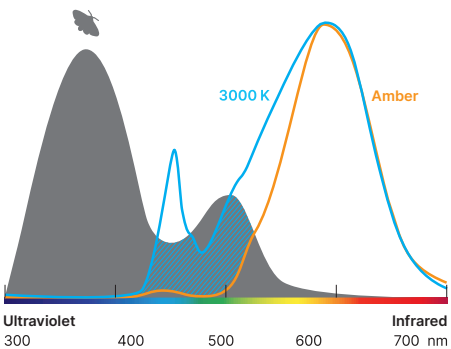
## A responsible approach to lighting

Our approach focuses on providing lighting solutions that are efficient, comfortable and environmentally friendly.

Effective ecological lighting is all about illuminating our living spaces in the most appropriate way possible, while also respecting darkness. All lighting must be compatible with its environment, particularly in areas close to nature, where warm light colours should be used.

To achieve this, our approach to light is based on BEGA's many years of experience. The solutions incorporate the most up-to-date technological advances in lighting and the environment.

**Our goal is to design attractive, high-performance and efficient products to ensure a responsible approach to lighting.**








# Colour chart

At AUBRILAM we have been working with colour for many years and the application of a colour woodstain to our products is an integral part of our manufacturing process.

The finish and colour of the material give the product its special character. The wood can be sanded or scraped, it can be left natural or stained with various shades.

**Combined with metal, the wood reveals itself, and this is what gives a site its singularity and unique character.**



**Wood:**  
**W01** Brume | **W02** Tonnelier  
**W03** Tyrol pine | **W04** Chestnut  
**W05** Chêne de Ferrare  
**W06** Basalt | **W07** Meteor  
**W08** Origine | **W09** Alizé  
**W10** La Mer  
**W11** Terre d'Ombre



**Metal:**  
**M01** Graphit  
**M02** Silver  
**M03** Matt fine texture 7006  
**M04** Grey 2900 sanded  
**M05** Black 2100 sanded  
**M06** Black 2200 sanded  
**M50** DG 119  
**M51** DG 369



**Publication edited by AUBRILAM**

83, rue Fontgrière  
63000 Clermont-Ferrand - France  
+33 (0)4 73 31 86 86  
www.aubrilam.com  
contact@aubrilam.fr

**Design**

AUBRILAM

**Photos and images**

BEGA Gantenbrink-Leuchten KG, Ludovic Combe, Jean-Michel Gueugnot,  
iStock / Edurne Magnou, Jeudi.Wang, Vincent Spinard.

Brochure printed in Cébazat on DECOMBAT presses, Imprim'vert certified.



