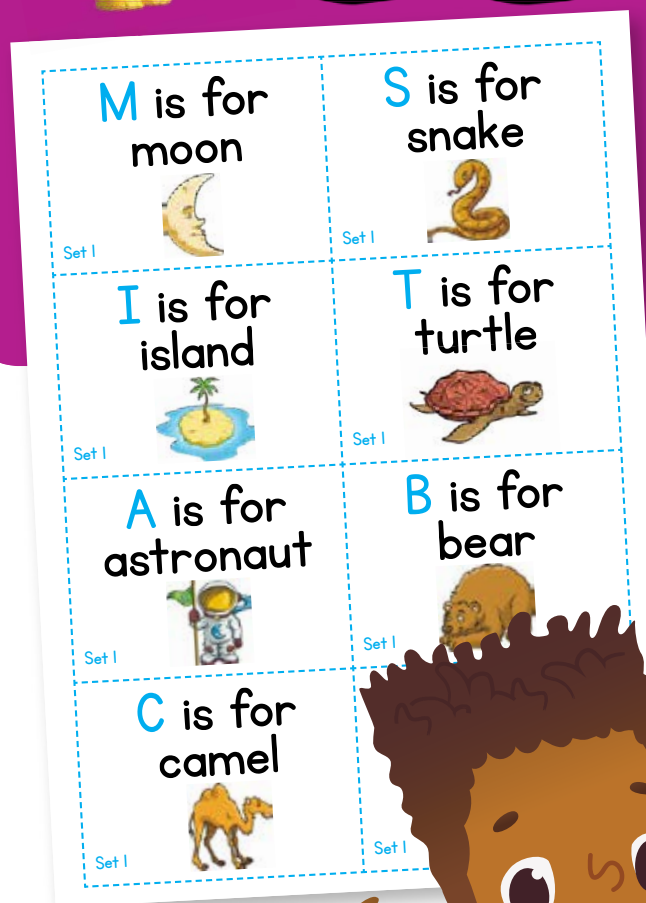


RESOURCE: 136 PICTURE CARDS

INITIAL SOUNDS



PHONOLOGICAL
AWARENESS,
PHONICS



Reading



BROUGHT TO YOU BY THE TEACH WITH READING EGGS TEAM

www.readingeggs.com

LEARNING TO READ WITH READING EGGS

Thank you for choosing this **Reading Eggs** packet. Research shows that good phonological awareness skills are crucial for early reading success. But some kids need lots of practise to develop these skills. So we've created this series of packets to help your students build strong oral, listening and segmenting skills while they have fun at the same time. Phonological awareness skills include being able to



- ✓ break a word into syllables
- ✓ hear the sounds that makes up a word
- ✓ identify words that rhyme
- ✓ use alliteration.

Phonological awareness is foundational for

- ✓ Beginning readers
- ✓ Struggling readers
- ✓ ELL



Using this packet, children will build essential phonological awareness skills as they listen for initial sounds, orally segment words, and then blend the sounds together to make words. It contains 136 × printable picture cards (in colour) and 136 × printable picture cards (in black and white).

WHY INITIAL SOUNDS?

Listening is an essential pre-reading skill for learners. Being able to hear sounds (phonemes) in words is an important early literacy skill. It is called sound discrimination. It has a part in language and early reading. Being able to identify the initial sound allows children to tell the difference between words and sounds that are similar and those that are different; e.g., dog and log. Sound discrimination becomes crucial as children move into the early stages of writing.

Children love puzzles so using a game format makes learning fun. These illustrated cards really draw in young learners. The **Reading Eggs** team are passionate about helping children learn to read so we're always adding resources to help at home and in the classroom. To find more resources for phonological awareness and other key reading skills visit **Teach with Reading Eggs on Teachers Pay Teachers**.

Katy Pike

**Katy Pike and
The Reading Eggs Team**

Happy
Eggsploring!



www.readingeggs.com

I know how much you care about giving your child a great start in reading, because I had the EXACT same feeling, too. I remember life before Reading Eggs. Like you, I was determined to give my four kids the BEST start in life, and that meant helping them learn to read.

The problem was that reading is complicated. There are so many skills they need to learn. From phonological awareness, phonics, sight words and vocabulary to comprehension and fluency, it's hard to know where to start. And most children need lots of time and a whole lot of repetition to get all these skills in place. If you're busy, this can get very challenging very quickly.

We knew there had to be an easier way. So I used my 25 years of experience in educational publishing, along with the most solid scientific research on reading instruction and child motivation, to create the online Reading Eggs program. This reading program completely transformed the way millions of children around the world learned to read. 10 MILLION children to be exact (and counting)!

Reading Eggs works because it's built on the five pillars for reading success. The program is used in thousands of schools because it's so effective. And kids love it. And you will too as you watch children make real progress in the most important skill they need for future academic success.

I hope you enjoy the reading journey,

Katy Pike



WHERE CHILDREN BECOME GREAT READERS!

The online reading program for 2–13 year olds.

Reading Eggs is the multi-award winning reading program that has been used by over 10 million children worldwide. Children have fun learning **phonics and essential reading skills** with interactive games, activities and e-books.

Over 91% of parents using **Reading Eggs** report a noticeable improvement within weeks.



Ages 2–4

First Steps

Delight your toddler with fun games and activities that build alphabet knowledge and ready-to-read skills.



Ages 3–7

Learning to Read

Children follow structured, one-on-one lessons that teach phonics, sight words and reading skills.



Ages 7–13

Building Confidence

Older children can continue building key literacy skills that will help them succeed.



www.readingeggs.com

READING EGGS AT HOME

It's so easy to get started with **Reading Eggs**.

1 Placement test

Have your child take the **Reading Eggs** placement test. This will ensure your child begins at the appropriate level. Let the reading begin!



2 120 Reading lessons

Your child can be starting their personalised reading journey in minutes and with 120 lessons, games, songs and hundreds of books, you know they will be on the right track to reading success.



3 Printable pages

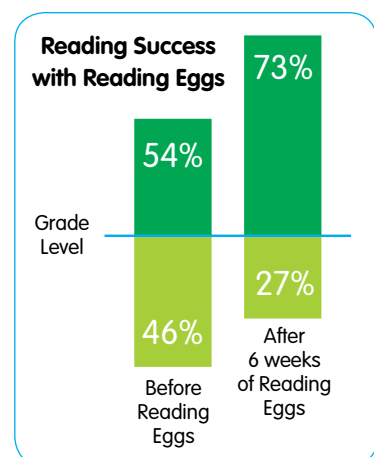
Worksheets and teaching notes are available for every lesson.



SCIENTIFICALLY PROVEN TO WORK!

In an independent study conducted in 2017, students using **Reading Eggs** outperformed students that didn't use the program. Student engagement with the program was high because of the variety of lessons, fun activities, songs, and rewards.

Students using **Reading Eggs** for 60 minutes per week made significant improvements in their phonics skills, reading levels, and reading proficiency. In fact, 93% of students increased at least one reading level over the six weeks.



HOW TO USE

What's included?

- ✓ 136 × printable picture cards
- ✓ 24 × initial sound cards
- ✓ 136 × printable picture cards in black and white
- ✓ 24 × initial sound cards in black and white
- ✓ Hammer, drum stick and boulder cut outs



Setting it up

Colour picture cards

- 1 Print pages 6–27 single sided.
- 2 Laminate each page.
- 3 Cut along the dotted lines to make the cards.
- 4 Use paper clips to keep boards and card sets together for easy use.



Student Posters

- 1 Print pages 28–47 single sided.
- 2 Cut out the initial sound cards. Cut out the black and white picture cards.
- 3 Match groups of images with the correct letter sound. Colour and glue pictures to make a mini-poster for each letter sound.
- 4 Use these to help students with letter/sound games.



TEACHING IDEAS

- 1 Model good listening for initial letter sounds. "Listen, your name is Mae, it starts with the /m/ sound. Moon also starts with /m/. So we know Mae and moon start with /m/. Let's look for other words with the /m/ sound and we can put them underneath the moon."
- 2 For visual learners/kinaesthetic learners, use the hammer, drumstick or boulder to "break" each word and find the initial sound.



RESOURCE LISTING

Set	Letter	Initial Sound Card	Picture Cards
1	m	M is for moon	monkey, mouse, mop, mat, milk
1	s	S is for snake	sock, spoon, snail, sun, strawberry
1	i	I is for island	ice, ink, ice-cream, iron, igloo
1	t	T is for turtle	tent, teeth, train, tomato, tiger
1	a	A is for astronaut	apple, ant, axe, ambulance, arrow
1	b	B is for bear	bee, ball, book, bell, bath
1	c	C is for camel	corn, carrot, cow, crab, cat
1	f	F is for fish	frog, fox, fan, flower, feather
2	n	N is for nurse	nail, nose, nest, needle, net
2	p	P is for peach	pencil, pig, pie, pear, pen, potato,
2	h	H is for horse	hammer, heart, hamburger, hat, hive, helmet
2	r	R is for rug	rice, raspberry, robot, rabbit, radio, ring
2	z	Z is for zero	zap, zebra, zigzag, zoo, zip
2	e	E is for eagle	elephant, egg, envelope, ear
3	v	V is for vet	violin, vase, van, vulture, volcano, vegetables
3	d	D is for dragon	dolphin, dog, doll, duck, dinosaur, doctor, door, domino, dice, drum
3	j	J is for juice	jacket, jet, jug, jellybeans, jar, jeans, jam
3	o	O is for otter	olive, octopus, oar, ostrich, orange, oven
3	q	Q is for quiet	quail, quilt, queen
4	g	G is for guitar	goose, glasses, glue, grapes, goat, gift
4	l	L is for lamp	ladder, lemon, lamb, lizard, ladybug, leaf, lion, lighthouse
4	k	K is for koala	king, kangaroo, kite, key, kitten, kennel
4	y	Y is for yeti	yoyo, yacht, yoghurt, yolk, yell, yawn
4	w	W is for web	wax, wave, worm, wand, windmill, well

M is for
moon



Set 1

S is for
snake



Set 1

I is for
island



Set 1

T is for
turtle



Set 1

A is for
astronaut



Set 1

B is for
bear



Set 1

C is for
camel



Set 1

F is for
fish



Set 1

N is for
nurse



Set 2

P is for
peach



Set 2

H is for
horse



Set 2

R is for
rug



Set 2

Z is for
zero



Set 2

E is for
eagle



Set 2

V is for
vet



Set 3

D is for
dragon



Set 3

J is for
juice



Set 3

O is for
otter



Set 3

Q is for
quiet



Set 3

G is for
guitar



Set 4

L is for
lamp



Set 4

K is for
koala



Set 4

Y is for
yeti



Set 4

W is for
web



Set 4



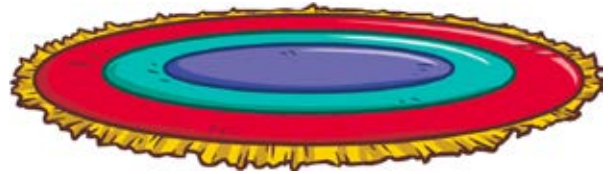
Set 1



Set 1



Set 1



Set 1



Set 1



Set 1



Set 1



Set 1



Set 1



Set 1



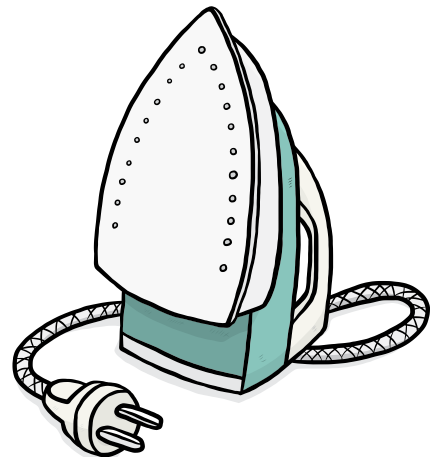
Set 1



Set 1



Set 1



Set 1



Set 1



Set 1



Set 1



Set 1



Set 1



Set 1



Set 1



Set 1



Set 1



Set 1



Set 1



Set 1



Set 1



Set 1



Set 1




Set 1



Set 1



Set 1



Set 1



Set 1



Set 1



Set 1



Set 1



Set 1



Set 1



Set 1

Set 2



Set 2



Set 2




Set 2



Set 2



Set 2




Set 2




Set 2

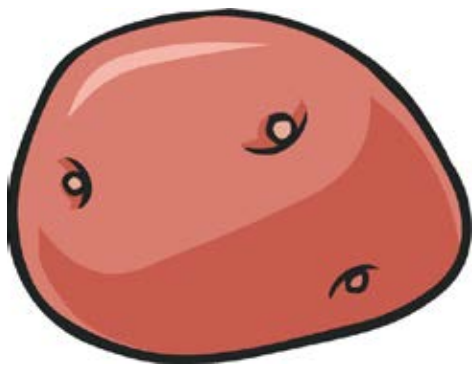




Set 2



Set 2



Set 2



Set 2



Set 2



Set 2



Set 2



Set 2




Set 2



Set 2



Set 2



Set 2




Set 2



Set 2



Set 2



Set 2



Set 2



Set 2



Set 2



Set 2



Set 2



Set 2



Set 2



Set 2



Set 3



Set 3



Set 3




Set 3



Set 3



Set 3



Set 3



Set 3



Set 3




Set 3




Set 3



Set 3



Set 3



Set 3



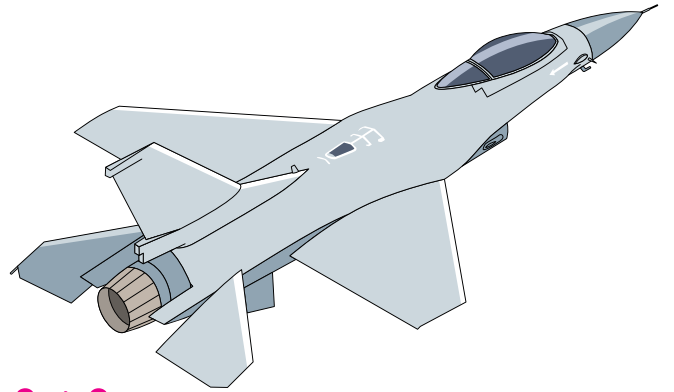
Set 3



Set 3



Set 3



Set 3



Set 3



Set 3



Set 3




Set 3



Set 3



Set 3



Set 3



Set 3



Set 3



Set 3



Set 3



Set 3



Set 3



Set 3




Set 4



Set 4



Set 4



Set 4




Set 4



Set 4




Set 4



Set 4



Set 4



Set 4



Set 4



Set 4



Set 4



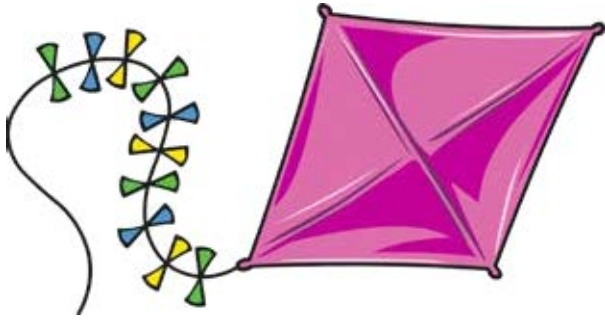
Set 4



Set 4



Set 4



Set 4



Set 4



Set 4




Set 4



Set 4



Set 4



Set 4



Set 4



Set 4



Set 4



Set 4



Set 4



Set 4






Set 4



Set 4



Set 4



M is for
moon



Set 1

S is for
snake



Set 1

I is for
island




Set 1

T is for
turtle



Set 1

A is for
astronaut




Set 1

B is for
bear



Set 1

C is for
camel



Set 1

F is for
fish



Set 1

N is for
nurse



Set 2

P is for
peach




Set 2

H is for
horse



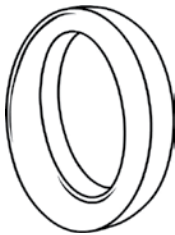
Set 2

R is for
rug



Set 2

Z is for
zero



Set 2

E is for
eagle



Set 2

V is for
vet



Set 3

D is for
dragon



Set 3

J is for
juice



Set 3

O is for
otter



Set 3

Q is for
quiet




Set 3

G is for
guitar



Set 4

L is for
lamp




Set 4

K is for
koala



Set 4

Y is for
yeti




Set 4

W is for
web



Set 4




Set 1



Set 1



Set 1



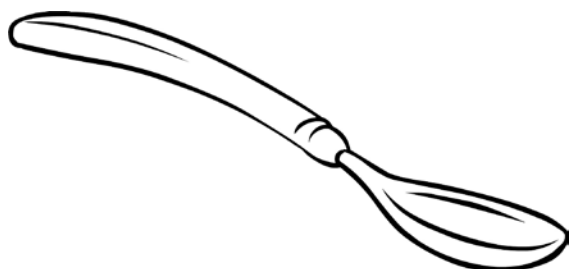
Set 1



Set 1




Set 1




Set 1




Set 1



Set 1



Set 1



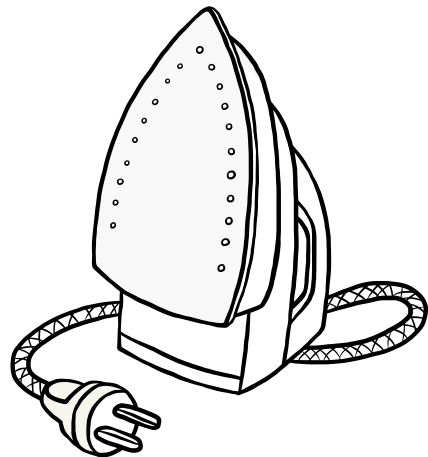
Set 1




Set 1



Set 1



Set 1




Set 1



Set 1



Set 1



Set 1




Set 1




Set 1



Set 1





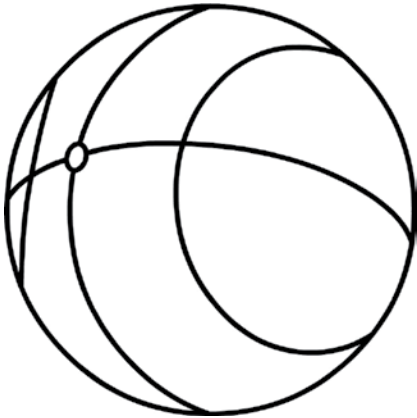

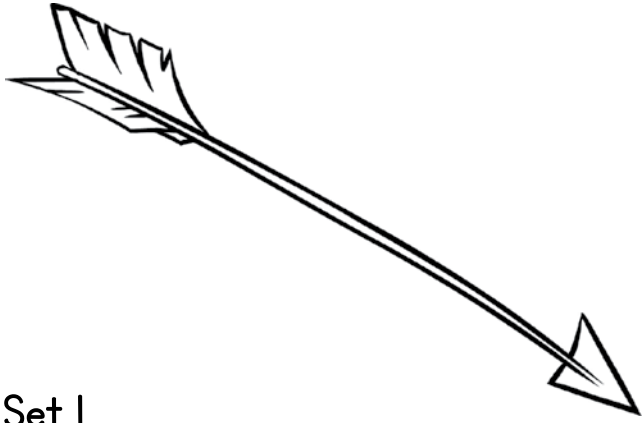
Set 1



Set 1



Set 1






Set 1



Set 1




Set 1




Set 1



Set 1



Set 1



Set 1



Set 1

Set 2



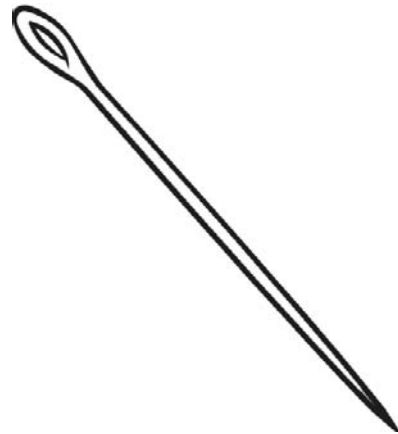
Set 2



Set 2



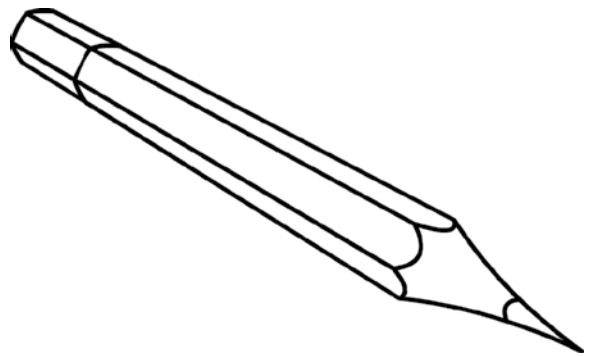
Set 2




Set 2




Set 2

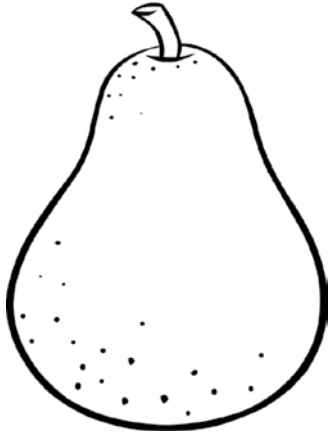


Set 2

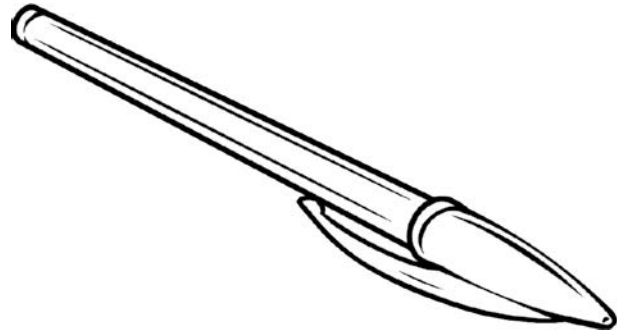


Set 2






Set 2



Set 2




Set 2




Set 2



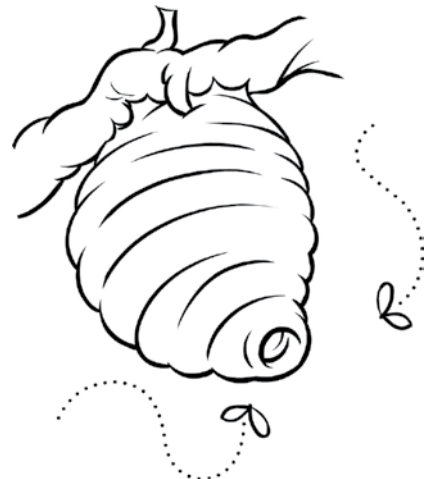
Set 2



Set 2

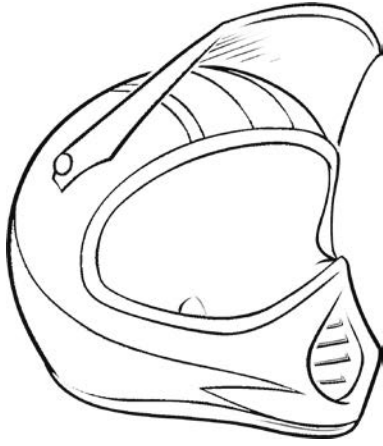


Set 2



Set 2


Set 2




Set 2




Set 2



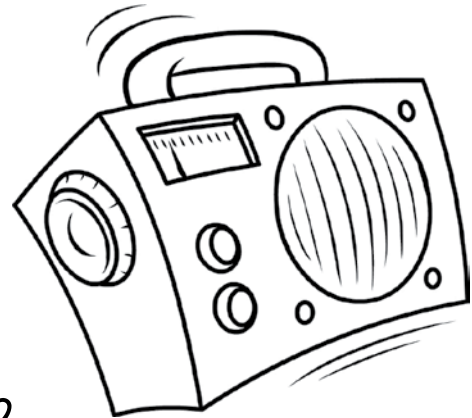
Set 2



Set 2




Set 2



Set 2



Set 2





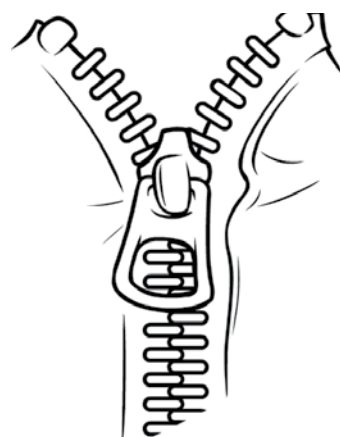
Set 2




Set 2



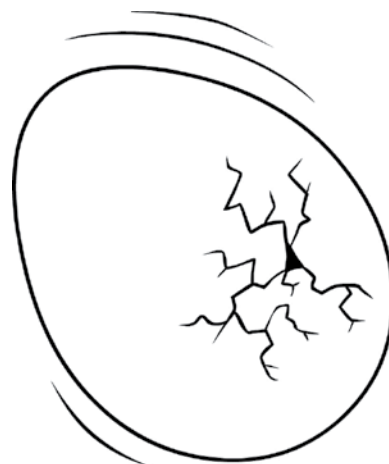
Set 2




Set 2



Set 2




Set 2




Set 2




Set 2



Set 3




Set 3



Set 3




Set 3



Set 3



Set 3




Set 3



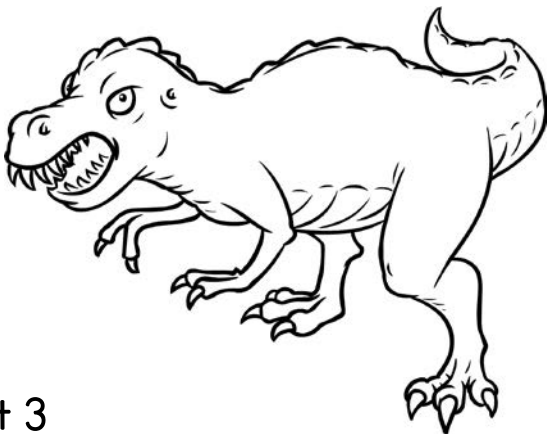
Set 3



Set 3



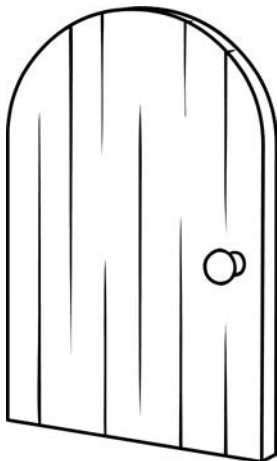
Set 3




Set 3




Set 3



Set 3



Set 3



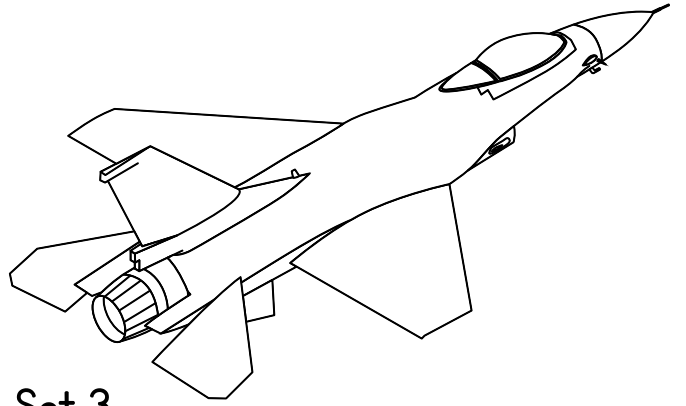
Set 3



Set 3



Set 3



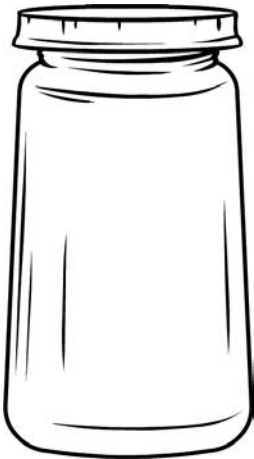
Set 3



Set 3




Set 3




Set 3



Set 3




Set 3




Set 3



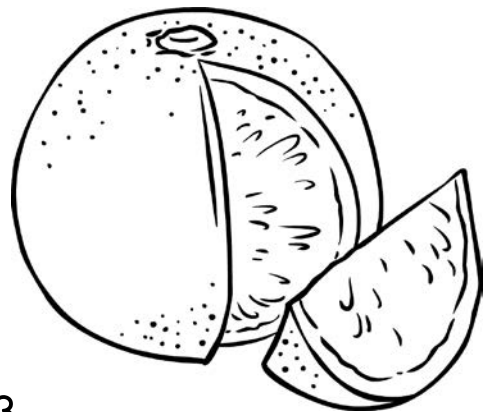
Set 3




Set 3




Set 3



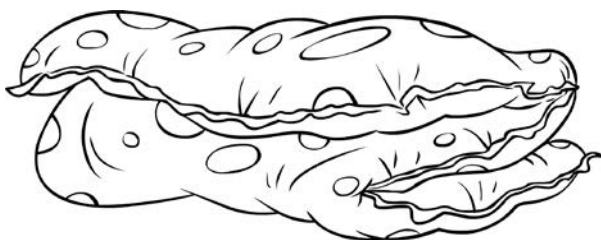
Set 3



Set 3



Set 3



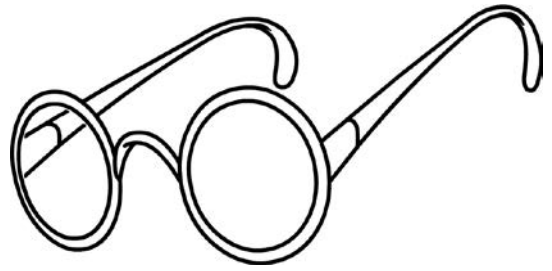
Set 3




Set 3




Set 4




Set 4



Set 4



Set 4




Set 4



Set 4




Set 4




Set 4




Set 4



Set 4



Set 4



Set 4



Set 4



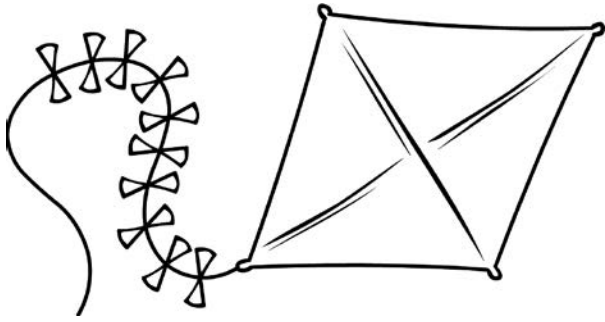
Set 4




Set 4



Set 4



Set 4



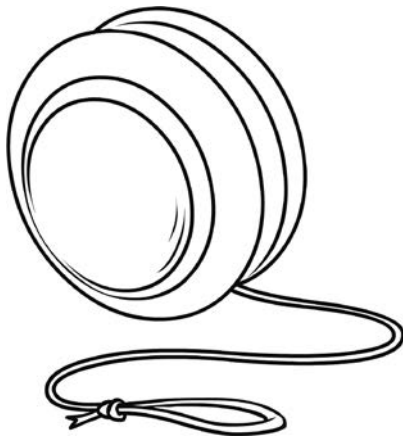
Set 4



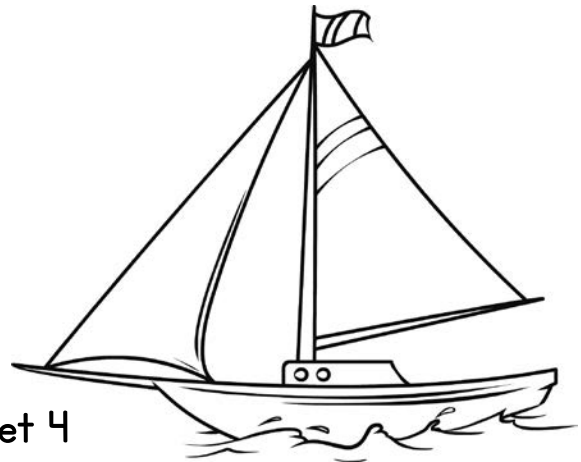
Set 4



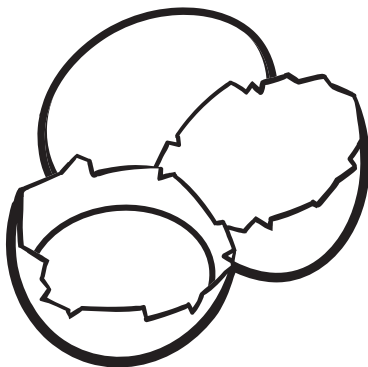
Set 4



Set 4



Set 4



Set 4



Set 4




Set 4



Set 4




Set 4



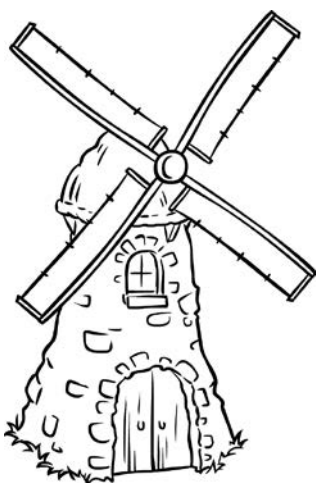
Set 4



Set 4



Set 4



Set 4



Set 4

CONGRATULATIONS!

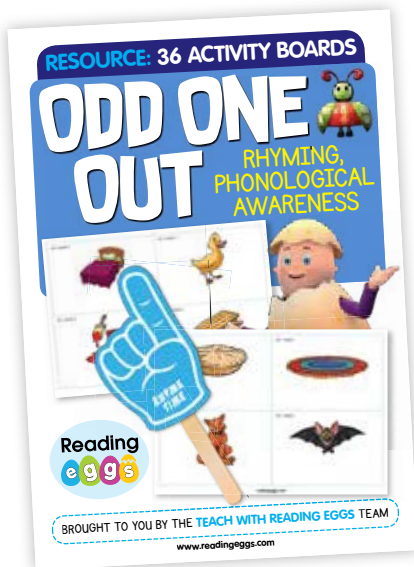
You've just taken the first steps to reading success!

Thank you for trying this resource. We hope you enjoy using it with your students. Visit our **Teach Reading with Reading Eggs TPT** store for these other great resources.

HANDWRITING LETTER PLACEMATS

Let's practise our ABC's!


Practise writing letters with these bright + colourful placemats. Clear, easy-to-read font with starting points and arrows to guide letter formation.



ODD ONE OUT Mini GAME

3, 2, 1, Let's get ready to rhyme!

Let this packet help your students practise hearing rhyming words. With 36 mini-games, these easy-to-use boards are perfect for literacy centers or as a pair game.



NURSERY RHYMES + SEQUENCING ACTIVITIES + PUPPETS

Let's tell stories together!

Build core reading comprehension skills with these beautifully-illustrated nursery rhymes. Activities the whole class will enjoy!



HAPPY EGGSPLORING!

www.readingeggs.com

