

orto



**The complete guide
to email deliverability**

Welcome

Email is a powerful and unique marketing stream for all businesses, through which they can communicate directly with their contacts about important updates, company news, and products and services. However, the way people interact with those emails has major consequences on the continuing effectiveness of email as a marketing tool.

A comparison: Think of a billboard ad. It gets erected and stays there for a period of time (providing there's nothing illegal on it), and how someone reacts to it will not change how others receive it. A person can dislike it, love it, or feel ambivalent about it, but it doesn't take away from the ad's permission to be there.

The story is different with email. If a company sends an email and the recipient dislikes that email, there are a number of actions they can take – or not take – that will affect whether the company's emails will be delivered to inboxes in the future. This practice is called email deliverability.

In this ebook, we will delve into the technicalities of email deliverability and why it is challenging but important for businesses. We will list the 10 factors that hurt deliverability and provide actionable email marketing best practice tips that will improve it. The goal is to help you ensure maximum ROI on your email marketing efforts so that your business can grow.

Ready, set, grow.

About Ortto

Ortto (formerly Autopilot) makes customer journeys simple. It combines a customer data platform (CDP), multi-channel marketing automation and analytics into a single platform.

With Ortto, you can unify your customer data across the customer lifecycle to build personalized multi-channel journeys. By communicating with your customers in a more meaningful way, you can drive growth and retention across your customer base.

Ortto has been supporting businesses across a range of organisations since 2012, from multi-national to high-tech startup. Our customers include Microsoft, Vodafone, LG, Play Airlines, Macquarie University, Plan International, LiveChat, Bitly, Gravity Sketch and Trust Radius.

Table of Contents

Section 1: An introduction to email deliverability

01

What is email deliverability?

02

Why is email deliverability important?

Section 2: Email deliverability best practices

03

The 10 factors that hurt email deliverability

04

How to improve email deliverability

Advanced section

06

Technical FAQs

07

Final thoughts


08

Glossary

Section one.

An introduction to email deliverability

In this section, we will lay the groundwork: What is email deliverability? How does it relate to email security? And why it should be at the top of every email marketer's agenda?



Chapter 1:

What is email deliverability?

The concept of email deliverability has a lot of components. At a fundamental level, it is about doing the work to earn your place in the inbox. In this chapter, we will set the scene by defining some key terms.

Email deliverability vs. email delivery

The terms email deliverability and email delivery may seem interchangeable, but there are key differences.

Email deliverability describes the likelihood that an email accepted by a receiving mail server will be placed in the recipient's inbox (high deliverability), filtered to the spam folder, or withheld from the recipient altogether (low deliverability). In short, the goal of email deliverability is for an email to land in a recipient's inbox where it is more likely to be viewed.

Email delivery, on the other hand, refers solely to the server-to-server transfer of emails and isn't concerned with inbox placement.



Email delivery

Whether an email is successfully transferred from the sending server to the receiving server.



Email deliverability

Whether an email is successfully transferred from server to server and where it finally lands for a subscriber (i.e. the recipient's inbox or spam folder).

Email deliverability and security

“As someone who works in email deliverability, our biggest enemy is the malicious actors, the really, really bad people. It’s not just spam, it’s malware, it’s spoofers, it’s phishing.”

- Travis Hazlewood, Head of Email Deliverability at Ortto

Every marketer hopes that their emails are delivered to and are well received by the intended audience – and no marketer wants their emails to go to the spam folder. But the topic of email deliverability is more nuanced than meets the eye.

Boiled down, email deliverability is about security, because email as a means of communication is not secure. There are so many moving parts to email, which requires mailbox providers and internet service providers (ISPs) to identify and protect end users from manipulative/bad actors.

Ortto’s Head of Email Deliverability, Travis Hazlewood explains how he and his industry peers work against a common enemy and the threat to security. “As someone who works in email deliverability, our biggest enemy is the malicious actors, the really, really bad people,” says Hazlewood. “It’s not just spam, it’s malware, it’s spoofers, it’s phishing.”

Key terms relating to email security

Negative Activities

Spam

Spam refers to emails that are malicious, unsolicited, undesired, and/or irrelevant.

Most email spam is commercial in nature and is a form of attention theft. Spam is also dangerous since it may contain links to lead to phishing websites or sites that are hosting malware or include malware as file attachments.

Some 320 billion spam emails are sent every day (over half of all global email traffic), and 94% of malware is delivered by the medium. ([Forbes 2020](#))

Spam: A brief history

The first spam email was sent in 1978, but it wasn't until the 1990s and 2000s that it became a huge problem. In 2003 the CAN-SPAM Act was signed into law.

In [2002](#), Yahoo Mail added a spam filter to email. The provider's technology automatically separated the solicited emails from the unsolicited 'junk' emails. This differed from Microsoft's email provider Hotmail's efforts to filter spam, which blocked a set list of domains that allegedly sent unsolicited emails.

While the creation of the spam filter was a step forward, it was difficult for providers to identify unsolicited mail. They started by filtering [spam words](#) (we'll talk more about spam words later in this ebook). As time has progressed, the filtering systems have evolved to identify spam through more nuanced approaches.

Although spam filters today are not perfect, the ratio and quantity of spam being accurately identified and filtered would have been a pipe dream to mailbox providers in the past.

Did you know?

The term 'Spam' derives from the 1970 Monty Python sketch in which every item on the restaurant's menu is Spam, the canned pork product. Years later, the word was adopted by the zeitgeist to refer to unsolicited, repetitive, and ubiquitous electronic commercial emails (aka junk mail) of a similar nature.

"The spam folder is a security feature; a necessary part of the email experience."

- Travis Hazlewood, Head of Email Deliverability at Orto

Malware

Malware is an umbrella term for all the different types of malicious software being used by cybercriminals. Most malware is installed without the infected person ever realizing it.

In email, malware utilizes downloadable functions like file or attachment downloads to insert itself into the victim's system. Between sender best practices and receiver security systems like Apple's Mail Privacy Protection, much is being done to attempt to protect the end-user from exposure to such attacks.

Spoofing

Spoofing is the act of posing as a person or a program by falsifying information to gain an illegitimate advantage. A spoofing attack can happen via email, phone calls, etc., and is used to gain access to personal information, spread malware, bypass network access controls, or redistribute traffic to conduct a denial-of-service attack.

Phishing

Phishing is a type of cybercrime where hackers try to gain access to sensitive information, such as usernames and passwords, by pretending to be a person or organization they trust (see spoofing).

Phishing emails are designed to trick us into taking a potentially dangerous action, like clicking a link or downloading an infected attachment. They do this using emails disguised as contacts or organizations you trust so that you react without thinking first.

Positive Activities

Sender reputation

Sender reputation is a score that an internet service provider (ISP) assigns to an email sender (i.e. an organization). The higher the score, the warmer the reputation and the more likely the ISP will be to deliver emails to the inboxes of recipients. A cold or low reputation may cause the ISP to send emails to spam folders or not deliver them altogether. We'll explore this more in Section 2.

Chapter 2:

Why is email deliverability important?

Email deliverability wields immense power. It is the gateway to effective communication with customers, enhanced brand reputation, and ultimately, increased revenue. In this chapter, we'll look at the reasons why good deliverability matters.

1. Mailbox providers have a duty to protect their users

Mailbox providers are doing their job in protecting email users from malicious acts. While it's frustrating to jump through hoops, security practices exist for a reason. There have been countless cases of unfortunate and dangerous incidents via email.

3 real-life examples of email crime

- In [2005](#), a British man was sentenced to four years in jail for conspiracy to defraud by sending emails pretending to be from eBay.
- In [2005](#), Britain's "most prolific scammer" was sentenced to six years in prison for tricking thousands of people into sending him money to register for a .eu domain on their behalf.
- In [2006](#), a man was ordered to pay \$11.2 billion to an ISP in Iowa, U.S. and was barred from using the internet for three years for sending 280 million email messages.

When making a filtering decision, mailbox providers are stuck between a rock and a hard place. They have to do their best to find and filter out all dangerous and undesired traffic as accurately as possible while also making sure not to accidentally block desired traffic, as this could cause frustration. However, when providers come down to a questionable situation it is often likely they will err on the side of safety to protect their users.

Therefore, trying to get around mailbox safety with black-hat tactics and behaviors is not ethical. It also won't work, as mailbox providers' algorithms are becoming more advanced. Honest and ethical practices are more profitable in the long term.

2. Senders have to earn the inbox

The sender has a duty to ensure that there is no risk to their email recipients. Email deliverability best practices are about proving yourself to be a good, reliable, and safe sender so that the mailbox provider doesn't have to be unsure when the inboxing decision comes.

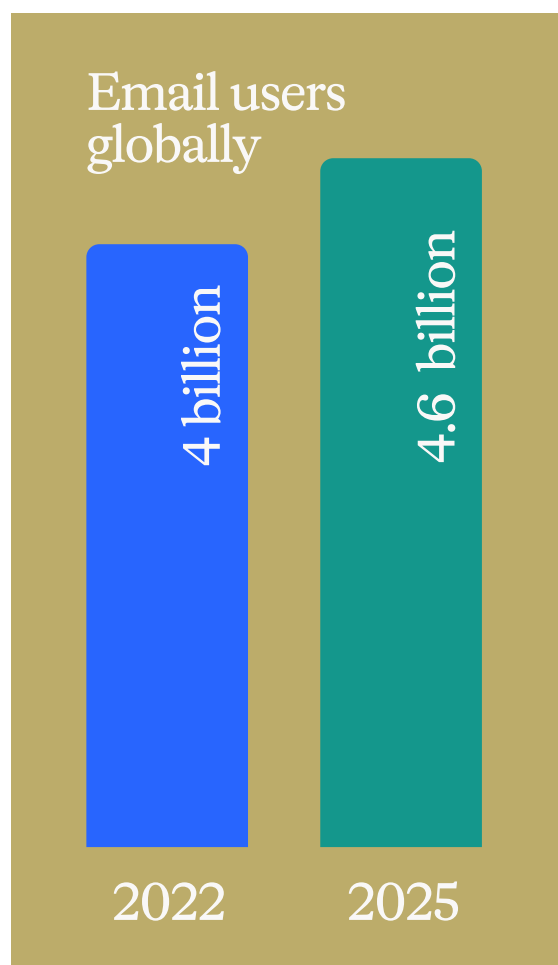
Senders should expect to have to earn the inbox rather than it being the default placement – just like a company has to earn the respect of customers by providing continuous positive experiences.

3. Email is the most important form of marketing communication

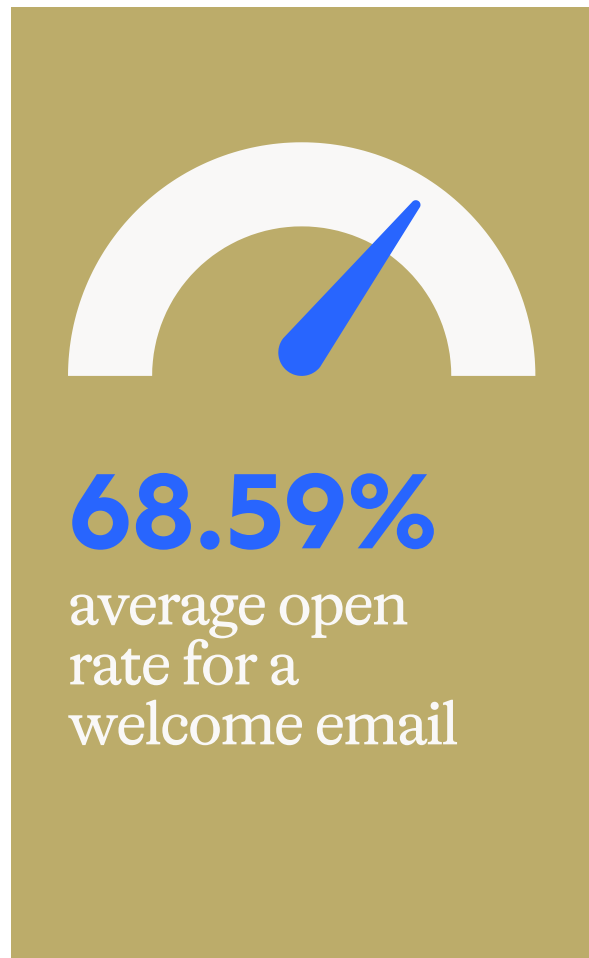
Email is the most popular method for receiving marketing communications. It is also cost-efficient and yields impressive ROI.

Email marketing statistics

- More than half of the global population use email in 2022 (over 4 billion people). In 2025, that number is forecast to reach 4.6 billion. ([Statista](#))
- The average person receives 100 emails per day. ([Earthweb](#))
- For every \$1 you spend on email marketing, you can expect an average return of \$36. ([Litmus' 2021 State of Email Survey](#))
- In 2022, it is predicted that 333.2 billion emails are sent and received each day. This figure is expected to increase to 376.4 billion daily emails by 2025. ([Statista](#))



- 9 out of 10 marketers use email marketing to distribute content organically. ([Content Marketing Institute, 2021](#))
- Welcome emails have high open rates. The average open rate for a welcome email is 68.59%. ([GetResponse, 2022](#))
- 77% of marketers use personalization in email ([Statista](#)) and personalized emails deliver six times higher transaction rates ([Instapage](#)).
- 49% of consumers said that they would like to receive promotional emails from their favorite brands on a weekly basis. ([Statista](#))



Aside from using email to send communications, email marketers can leverage what they know about their contacts (e.g. product preferences and purchase history) to provide them with a very targeted, one-to-one experience. This fosters the kind of brand loyalty that leads to more sales and an enhanced online reputation.

4. Good deliverability now requires good email marketing

While there are many technical and maintenance elements to consider within deliverability, having an email content strategy is critical. This is because the filtering algorithms lean so heavily on subscriber engagement (whether recipients are opening, clicking, reading emails, etc.), which is influenced by the quality of the content.

Therefore, marketers must constantly evolve with email marketing best practices. More on this in Section 2.

5. There is competition in the inbox

With billions of emails sent and received every day, and nine out of 10 marketers using email to distribute content, inboxes are unsurprisingly full. Senders have a hard job of competing against other senders to win the attention of recipients as it is, let alone dealing with issues relating to deliverability.

Pairing smart sending features (like Ortto's send-time optimization) with smart marketing approaches (like [Ortto's AI-powered subject line suggestions](#)) can help elevate visibility, engagement, and overall deliverability.



6. Provide a positive experience for the audience

Good email deliverability is earned by providing a positive, safe, and engaging experience for recipients.

A person's email inbox is becoming more and more identified with privacy and personal property, similar to the physical mailbox at their home. Your email marketing approach should honor subscribers by not abusing the email send allowance/cadence with untargeted messages.

Instead, you should focus on giving value rather than taking money, and honor their personal space by intentionally limiting how often you contact them and with what content. These types of things affect ongoing engagement with subscribers which, in turn, affects deliverability.

We will explore how to ensure emails are engaging in Section 2.

7. Plugging a knowledge gap will give you the best shot of earning the inbox

Building email blasts and letting them loose on every address in your organization is a thing of the past and no longer acceptable. Today, a great email marketer is one who familiarizes themselves with deliverability best practices and marries them with ever-evolving marketing strategies to make sure that their emails are both reaching their audience and presenting the specific, desired content they are looking for.

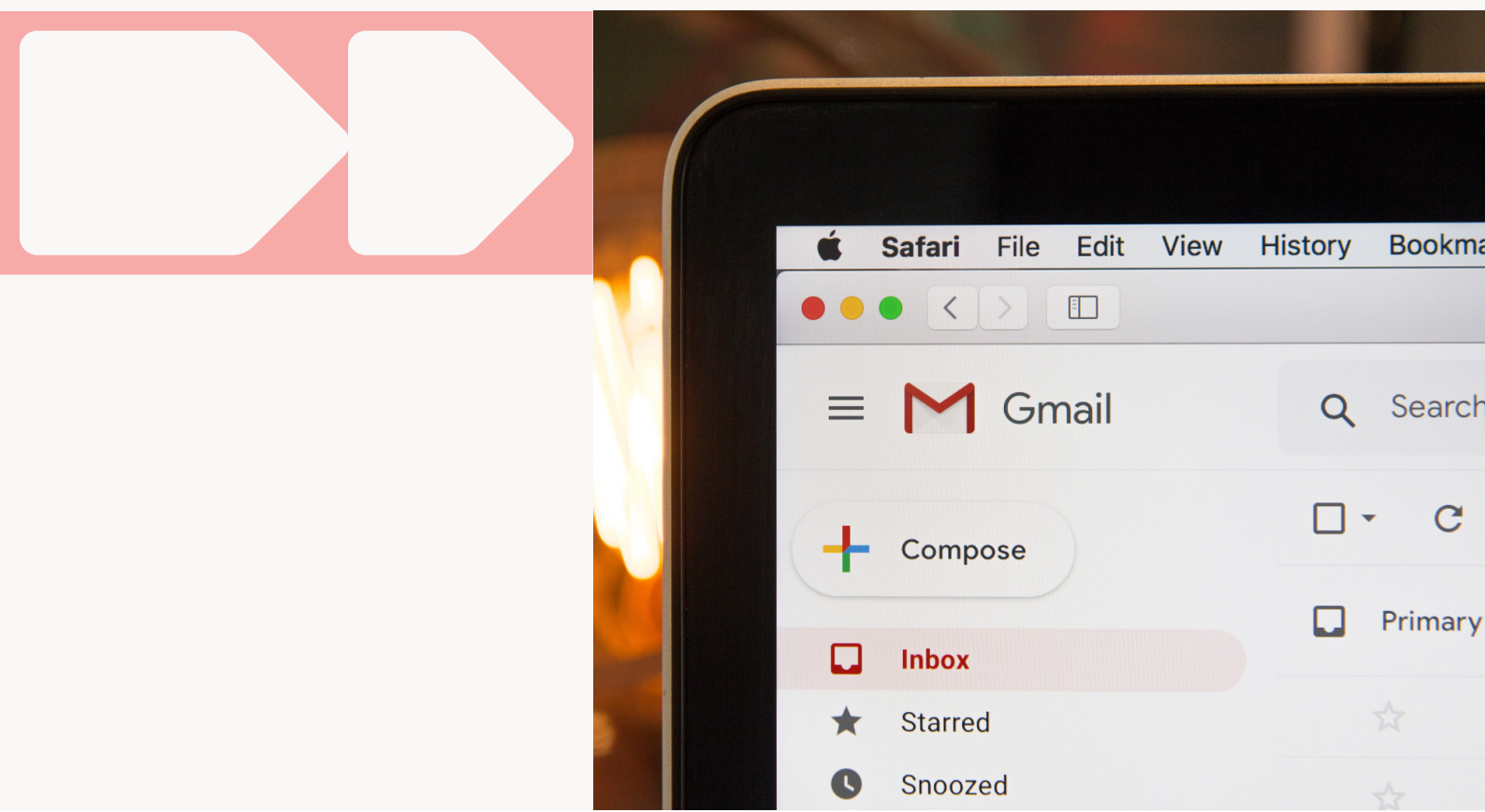
It is therefore encouraged that email marketers acquire a technical understanding of email and obtain a working knowledge of relevant terms and best practices, which will help to eliminate the likelihood that an email marketing team will encounter a deliverability issue down the line.

In Section 2, we will discuss these best practices so that you and your email marketing team can master email deliverability.

Section two.

Email deliverability best practices

By now, you should have a good understanding of what email deliverability is and why it matters. In this section, we will explore the ways to improve email deliverability organically and sustainably.



Chapter 3:

The 10 factors that hurt email deliverability

Email deliverability is complex by nature, and there are many factors that influence it. Below are 10 to take into consideration.

1. Poor reputation

Poor sender reputation has a large impact on email deliverability, specifically, domain reputation and IP reputation.

Domain Reputation

Domain reputation is how 'trustworthy' a domain is and is affected by the quality of the sender's emails, including the quality of their recipient list.

Mail providers like Google determine whether recipients enjoy the content they are emailed by that domain, and give the sender a rating based on things like open rate and replies, which impacts email deliverability.

Having a bad domain reputation, whether due to non-engagement or user complaints, can cause emails from a domain to be filtered to the spam folder by default or be, in effect, 'blacklisted' with a provider so they aren't delivered.

IP Reputation

IP (internet protocol) reputation is a measure that assesses the quality of an IP address to determine its legitimacy.

A positive IP reputation helps email receiving networks decide whether to deliver your email or block it from delivery. It can also be used as a determining factor of whether traffic from the IP is delivered to the inbox or spam folder (though domain reputation tends to be a larger contributing factor in such decisions than IP reputation).

Actions that harm sender reputation include – but are not limited to – the following:

- ☐ How many emails are marked as spam?
- ☐ How many emails are left unopened?
- ☐ How many recipients unsubscribe or opt out of email communications?
- ☐ How many emails bounce?

The above actions relate to recipient engagement, which we will explore more below. Since sender reputation is built upon the positive or negative responses of recipients, poor engagement is the cornerstone of poor reputation.

2. Poor engagement

Poor engagement refers to negative activities on the recipient's side that can lead to poor sender reputation.

Poor engagement may involve any and/or all of the following:

- High bounces ($\geq 5\%$)
- Low opens ($\leq 15\%$)
- High complaints ($\geq .05\%$)
- High unsubscribes ($\geq 1\%$)

Note: The above metrics are a general threshold for ongoing poor-engagement trends across multiple bulk sends.

Below are more detailed definitions of engagement terms to note.

Opens

Open rate is an email marketing metric that measures the percentage of emails that are opened by recipients (as opposed to emails that are left unread, deleted, marked as spam, or undelivered).

Clicks

Click-through rate is the proportion of visitors who follow a hyperlink to a particular website or landing page.

Bounces

A bounce is when an email is returned to the sender because it cannot be delivered. This can occur for multiple reasons and can be categorized as a 'soft' bounce or a 'hard' bounce.

Hard bounce

A hard bounce equates to a 'hard stop' received by the sender from the recipient-side server. It can be due to a misspelled or disabled address or to an outright block of the sender. Essentially, it means that either the address does not exist or the address wishes you to think that it doesn't exist and discontinues any further sending.

Soft bounce

A soft bounce equates to a temporary issue of some sort. It can be due to a temporary block, a connection issue, or a myriad of technical issues surrounding the email receiving process. Essentially, it means there is a problem at this time that may be resolved at a later date.

Delivered

Delivered or 'delivery rate' is the amount of subscribers whose email delivery attempts were accepted by the receiving server, as opposed to bounces or invalid attempts to suppress addresses.

Unsubscribe

Unsubscribe rate is the amount of email subscribers (newsletter, product updates, etc.) who choose to no longer receive communications from an organization via email and therefore unsubscribe.

These are usually tallied with the email campaign through which they clicked the unsubscribe link.

Complaints

Complaint rate is the amount of subscribers who have reported an email as spam or phishing.

While some elements can have a more immediate impact on reputation than others, like complaint rates, all of the elements advised above help to paint a picture of the subscribers' experience as a whole with a sender's content and marketing practices.

A trend of negative metrics growing towards the advised thresholds can be a forewarning of growing negative experiences with sending practices. To help protect your sending reputation, monitor for poor engagement metrics before they grow to a problematic level and implement corrections quickly.

3. Bad subscriber acquisition practices

Subscriber acquisition refers to the process by which subscribers are added to your sending audiences. How a marketer collects subscriber addresses can make or break their eventual sender reputation.

Good list acquisition practices look like this:

- Signup forms that outline explicitly what content a subscriber is signing up for
- A checkbox for marketing content in a purchase process is set unchecked by default
- Some form of CAPTCHA security to protect signup sources

Poor list acquisition practices look like this:

- Content gates that require an email address to see a blog, etc.
- Giveaway gates that require an email address to enter to win

Bad list acquisition practices look like this:

- Purchasing lists of addresses
- Scraping addresses off of the internet, e.g. from a conference attendee list
- Referral benefit programs requesting subscribers to provide a friend/colleague's address for discounts, etc.
- Acquiring through opt-out instead of opt-in practices (see Ch. 4)

Following best subscriber acquisition practices is about using methods that give the subscriber full visibility and autonomy in the subscribing experience, before a single email is sent.

4. Poor list management

List management refers to the process of organizing, auditing, and cleaning out subscribers whose inactivity will lead to poor sender reputation.

If you don't continually clean your email lists, you will repeatedly send emails to old or unengaged subscribers. These will contribute to ongoing negative engagements, which will harm your sender reputation and cause you to miss the inbox.

To mailbox providers, a passive recipient's permission to send is eventually revoked by inactivity. As a sender, aligning with that perspective will mean you are aligning with the mailbox provider's idea of what makes a good sender.

Permission to send should have an expiration date. At Orto, permission to send ends at 12 months of no engagement for an address. Good list management practices should include a re-engagement attempt and sunseting of such addresses before they reach the 12-month mark. Poor list management would be little to no maintenance of this kind so that lists of unengaged addresses grow and grow until the majority of the audience is unengaged.

5. Spammy send practices

The old ways of close-your-eyes-and-just-send-to-everyone email marketing practices have not only been legacied out but are now considered forms of "spammy send practices."

These practices look like this:

- Unfocused content
 - Filling an email with every ounce of content possible without awareness of subscriber preference or interest
- All-or-nothing list setup
 - Sending all content types to the entire subscriber database instead of separating each content type with its own list
- Generalized approach
 - Not utilizing personalization tags or dynamic content that elevates items or information that the subscriber has shown previous interest in

- Unregulated send frequency
 - Sending too frequently or too sporadically
- Unresponsive send strategies
 - Creating email marketing strategies that do not take into account response metrics from previous campaigns

A word on spam trigger words

Salesy, manipulative words in emails don't provide a positive experience for the recipient. Language with the intention of evoking an urgency that is not warranted or earned has been utilized regularly in malicious activities and unsolicited reach outs.

If your content uses such language, now would be a good time to re-evaluate your approach. Not because the spam words are causing spam filtering, but because it is more likely your practices are responsible.

6. Poor ramp-up experience

Because of the amount of malicious activity that occurs within email, systems rely on tools that identify good senders from bad by attributing reputation to certain technical elements, like the IP address or the domain attributed to the sent email.

Making a sudden change without slowly ramping up your sending volume, using either new IPs or domains that are lacking reputation, or new-to-you IPs/domains not usually associated with your emails, can cause spam filters to become suspicious and can trigger them more easily.

Furthermore, not alerting your subscribers of the change before it occurs can either cause a lack of trust (if you start sending from a new email address they don't recognize), or a lack of proactive searching (should the change cause extra filtering).

People need a head's up and systems need time to evaluate and recognize the new change.

7. Bad links/URL link shorteners

Links have become one of the greatest vulnerabilities around email, especially due to the success rate of phishing, spoofing, and the social engineering tactics that often accompany such activities.

Malicious actors have so staunchly abused link shorteners like bit.ly and file-download links like PDFs, that security systems are more likely to outright reject an email if it feels the link is too unsafe to let through.

These types of links hide the quality of the content behind them so well that even good senders that include them in content can experience sudden deliverability issues.

8. Image-to-text ratio is off

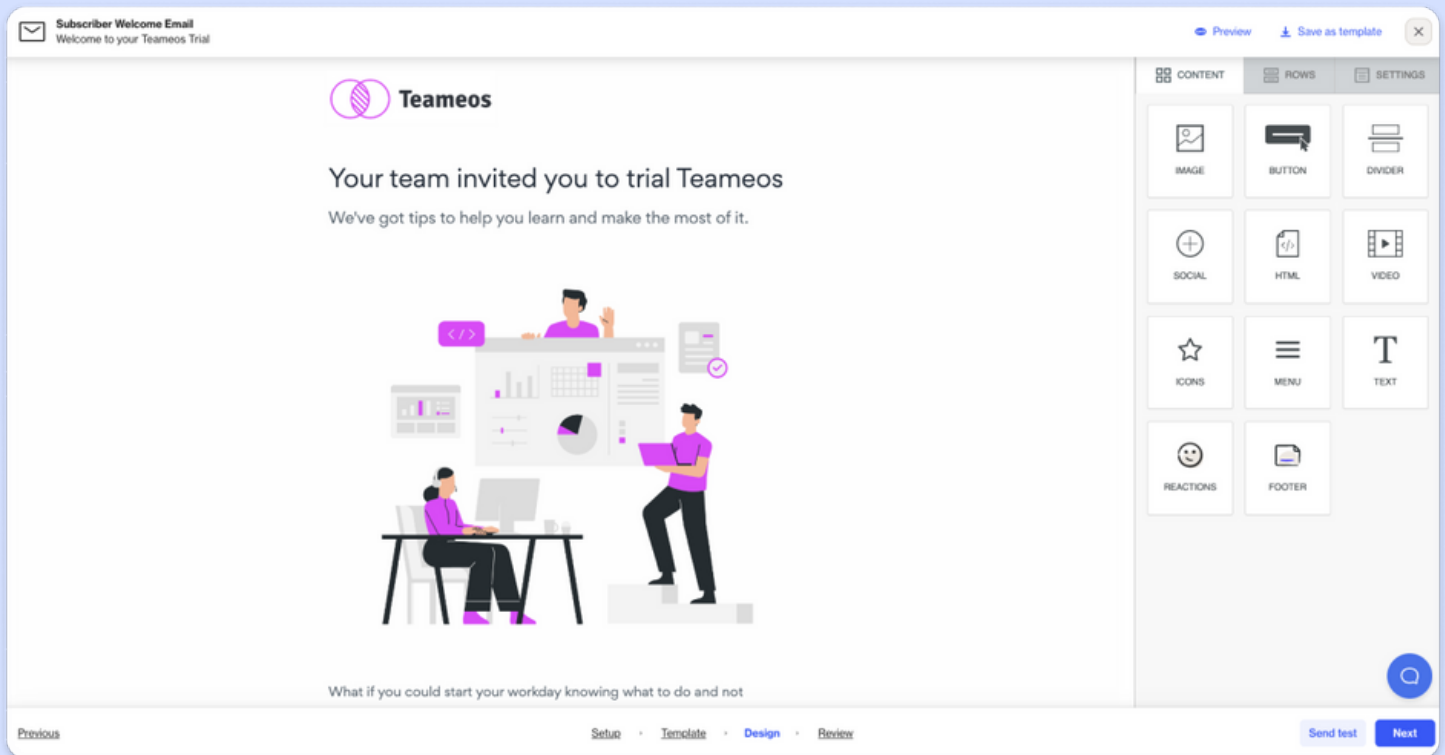
Sending emails that are made up of only an image or multiple images can look suspicious to security systems that are not able to parse the information being provided in said images (at least not yet). Malicious actors use this tactic to hide spoofing as well as other abusive activities.

Security systems also understand there are many human elements possibly missing to cause a warning, such as a lack of alternate text for visually-limited users or those with image-blockers turned on.

This is why the concept of an image-to-text ratio in deliverability is important, and how a balance of the two can help protect from a misapplied filtering experience.

Ortto users can easily design emails that are clear, easy to read, and have a good image-to-text ratio using the drag-and-drop email editor. See the next page.

Ortto email builder



9. Lengthy content

As is the case with any marketing medium, content that is too long is not easily digestible and may be off-putting for readers.

Beyond that, there are also technical limitations that can affect deliverability for scenarios with lengthy content.

Some mailbox providers like Google have a cut-off point where they don't load the lower half of the email content unless the link is clicked requesting them to show the rest of the email. That can affect open rates, as the image pixel used to identify an open is in the lower portion of most providers' emails, so if it is cut off it won't show an open.

Furthermore, if an email's content is just too big a file size, many providers will outright block/bounce that email so that they don't have to hold that amount of storage (remember, when sending bulk, they have to store that huge email in duplicate for all of those subscribers hosted by them).

Ultimately, there are both human and technical reasons to avoid long bulky email content.

10. Technical issues with ISPs

If you're sending to high-risk providers like banks and government bodies, in most cases, you can't just hit send and deliver easily.

Because of the vulnerability and important information at stake on their end, such mailbox owners have to create some of the most stringent security limitations around external mail being received by them.

Sometimes it's as easy as requesting they add your sending address/IP to their internal allowlist or it could require an end-to-end encrypted delivery connection like transport layer security (TLS), which is not defaulted on by most providers.

The message is clear: Not taking the time to understand your audience's technical needs can lead to an inability to deliver a single message to them.

Conclusion

The list of bad practices has grown over the years with email's evolution, and it can definitely seem daunting. However, rather than creating your email strategy on a list of 'don'ts', we thought it would be useful and more empowering to focus on 'do's' – not just as a list of action items but also in the mindset approach that will help you instinctively make better email deliverability decisions.

Chapter 4:

How to improve email deliverability

Think of email deliverability as a formula: more positive signals (opens, clicks) than negative signals (unsubscribes, 'mark as spam') will improve inbox placement and increase brand visibility and engagement.

Ortto's Head of Email Deliverability, Travis Hazlewood asks that marketers, above all, provide an email experience that's "secure, transparent, engaging, and respectful." Doing so will give them the best chance of earning inbox.

There are three main pillars of deliverability: Get consent, engage meaningfully, and be human. Let's explore each of these.

1. Get consent

Active subscriber consent is the foundation of strong email deliverability.

How you gather your subscribers and empower them to control their subscription preferences can make or break your deliverability experience.

If you are emailing people who do not want to be contacted by you, your open rate will be low and your bounce rates and unsubscribes will soar. This will affect your domain reputation and, in turn, your deliverability. Needless to say, it'll also affect your brand reputation.

Ensure that you are clearly communicating how subscribers can opt into your marketing emails and retain control over their preferences, and empower them to make decisions about what they want to receive. As an email sender, you must honor their preferences to maintain trust and build a list of engaged subscribers.

On the next page are good acquisition practices.

Explicit opt-in

Before you put somebody's email address into a subscriber bucket, ask yourself: did they explicitly opt-in to receive this type of email communication from me?

Signup sources should clearly outline the type of content being opted into and those expectations should be honored.

Opt-in vs. opt-out: the basics

Opt-out signup forms are different from opt-in signup forms – and the latter is better for deliverability.

In an opt-out form, checkboxes for content lists are pre-ticked, meaning a submitter has to actively untick boxes if they do not wish to receive communications.


An opt-in form, on the other hand, does not predetermine such a subscription, meaning that subscribers are less likely to end up on content lists they don't wish to be on. Granting more autonomy to subscribers shows that you aren't trying to trick them. This is why Ortto suggests that users utilize opt-in forms – see our [usage guidelines](#).

A great way to confirm this experience is to promptly send them a Welcome Email to request their confirmation of the signup preferences..

On the next page are examples of Welcome Emails where the recipient is asked to complete one action – confirm their subscription.

Welcome email examples

Source: Really Good Emails



Welcome to Slack




Here are the details for your new Slack workspace, along with some tips to help you get started.

R


Really Good Emails
reallygoodemails.slack.com

Open Slack


Tips for getting started

-  **Invite teammates**
Slack is made for teams. [Invite people](#) you frequently work or communicate with.
-  **Create channels**
[Keep work organized in channels](#) — organized spaces for everything related to a project, topic, or team.
-  **Download Slack**
For the best experience with Slack, [download our apps](#) for desktop and mobile.

See more tips




Thanks for signing up! It's nice to meet you.



Not sure where to start? Learn the basics of using Airtable by watching this quick 2-minute tour.

Watch the video



We've also created helpful how-to guides in case you're looking for answers to something specific. You can find them in our [support center](#)!



Hi, thanks for subscribing!

You're almost done. Please confirm your email.

CONFIRM EMAIL



Yes! Welcome to the deodorant revolution!

Confirm Your Subscription

Hit the red button below!

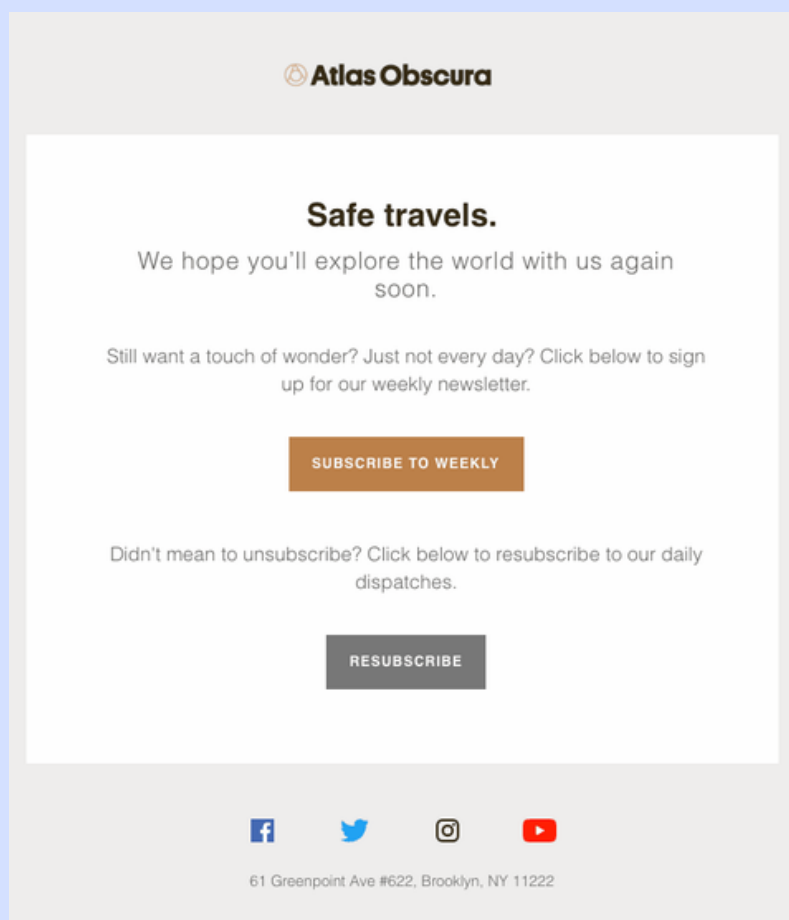
Yes, I want to subscribe.

If you didn't subscribe to this list or you're not sure why you received this email, you can delete it. You will not be subscribed if you don't click on the link above.

If you have any questions, you can reply to this email or contact mud! fresh armpits worldwide at info@mud!core

Another scenario to consider: A customer may have purchased a product or service and entered their email address because certain contact details were required to make the purchase. This doesn't necessarily mean they want to receive marketing emails from you. Ask them to tick a box that specifies they want to hear from you and then ask them to confirm that they opt in.

When someone does unsubscribe from an email list, acknowledge their preference with an email. See below.



Opt-out email confirmation example

Source: Really Good Emails

While the above takes care of organic, human activity, there are malicious actors out there who abuse people's mailboxes by finding vulnerable signup forms and adding their addresses unknowingly. Because of this, you should also secure your forms with some version of CAPTCHA to prevent this type of abuse. This will help to ensure your email lists are high-quality and secure.

Don't utilize gating for subscriber acquisition

While acquiring addresses through forms for gated content or one-time offers can result in a large number of subscribers, these subscribers may only be interested in that one opportunity and their future email engagement may be little to nothing.

Examples of gated forms:

- Content gateways for blog posts, ebooks, whitepapers, or site access (when not a part of a paid-subscription model)
- Giveaways

Gated forms can also encourage users to input secondary or temporary addresses, resulting in un-opens or bounces, which can negatively impact deliverability.

Therefore, when subscribers give consent freely, without going through gating, you will build higher-quality subscriber lists.

Incorporate an email preference center for various content and communication channels

Unsubscribe accessibility is paramount to good email marketing – and in turn deliverability. Having an email preference center where subscribers can manage the communication and content they receive across various channels is crucial. It lowers the chance that subscribers become frustrated or disgruntled and mark your emails as spam – the proverbial kiss of death for deliverability.

A preference center allows subscribers to self-serve. You must then honor their wishes and remove them from any lists they don't want to be in. If you're an Ortto customer, you can easily choose which audiences appear in your email preference center as a subscription. Just go to the audience, click 'Edit' under 'Setup', and check the box. From there, you will be able to assign the audience a public name and description. See the next page.

Remember: an unsubscribe is better than a complaint.

Ortto preference center set up

Setup

Email preference center

☒ Show this audience in the email preference center as a subscription.

Public name 30 characters
Subscriber

Public description (optional) 31 characters
Receive product updates and our email newsletter.

Contacts can pick which communications they'll receive from you in the preference center. You can preview it in setup. [Preview](#)

SMS preference center

☐ Show this audience in the SMS preference center as a subscription.

[Save](#) [Cancel](#)

Overview

Last refreshed just now [Refresh](#) [Download](#) [Last 90 days](#)

5,548 Members	5,548 Subscribers	31 Added this month	\$0 Total MRR
-------------------------	-----------------------------	-------------------------------	-------------------------

Open rate 0% Engagement **EXCELLENT *******

Click rate 0% Average conversion value \$0

Unsubscribe rate 0% Conversions 0


Performance

Total members

A good example is an email that provides clear subscription management instructions is from the media platform Mashable. It reminds readers that they can manage their subscription preferences to suit their interests. The instructions are clear and descriptive, which gives a positive signal to readers that they are respected. See below.

Example of clear subscription management instructions

Source: Really Good Emails



Employ list maintenance practices

Subscriber lifecycles are not identical, but we can break down some general, rule-of-thumb guidelines to help give a good idea of how to protect and honor a subscriber's experience.

Studies vary, but it is generally understood that a subscriber's most convertible timeframe is within the first 30-90 days of subscription. After 90 days of no engagement (e.g. an open or a click), they are in danger of being difficult to re-convert, making them a liability to your email deliverability. But let's be honest, people are forgetful and rarely proactive when it comes to their subscription preferences.

The optimum time to re-engage dormant subscribers is between the 90-180 day mark using [win-back email campaigns](#). After that, their lack of engagement will continue to wear on your reputation, and give them an opportunity to become annoyed and respond negatively to your emails (especially if they have not been inboxing for a while but suddenly are, so they think they are being spammed).

Tactics to win back inactive subscribers include:

- Use humor to get their attention: Appealing to them on a more personal level can help them to see your company in a new light.
- Update them about product/company changes: Maybe they were dissatisfied with certain product features or your ways of doing things, so be sure to let them know what you're offering before cutting contact.
- Offer incentives: If all else fails, try to incentivize them to keep interacting with your brand. For example, you can offer them a free coffee if they reply to your email newsletter with feedback or content requests.

You may also ramp down the email frequency for subscribers showing waning interest. This way, you're being careful not to bombard them with content that may push them away – or push them to 'mark as spam'.

Having a regular re-engagement and sunset process of older, unengaged subscribers (6-12 months unengaged) is a great way to both honor your audience's passive preference and retain a strong sender reputation with mailbox providers.

Losing the interest of subscribers is frustrating, but inevitable. There are many reasons why this may be the case: a subscriber's interests may change; they are dissatisfied with the emails they are receiving; they subscribed to fulfill a need that has since been met, or they want to de-clutter their inbox.

It's important to accept that it's okay to let go of inactive subscribers. Relationships run their course, and if you can't re-spark their interest in your company and offering, it's better to let them go.

2. Engage meaningfully

Meaningful engagement is another cornerstone of good deliverability.

Work with your subscribers to identify their desires and expectations, as this will fuel engagement and subsequently improve deliverability. A big component of engaging meaningfully is to [personalize content](#).

This involves:

- Personalizing email subject lines
- Segmenting audience lists and sending only relevant content
- Ensuring content is highly focused and timely
- Utilizing A/B testing to identify effective approaches
- Providing a robust preference center experience for subscribers to set up-to-date preferences

Senders should also respect recipients by providing unsubscribe accessibility:

- Elevate accessibility of the Unsubscribe button so that people choose it over the Spam button
- Utilize two-click unsubscribe
- Remember: An Unsubscribe is much better than a complaint

Between passive methods like adjusting strategies based on subscriber engagement, to active methods like subscribers updating their preferences and contact fields, there are so many ways that a targeted, meaningful approach to your marketing content can be achieved.

Ortto makes providing a personalized experience easy and accessible for marketers. Ortto users can benefit from the following:

- Highly versatile segmentation experience
- Subject line A/B testing & AI recommendations
- Dynamic content tags based on custom field data
- Highly responsive Journey/Playbook pathways based on custom field data and subscriber behavior

3. Be human

The final building block is simple but often overlooked: be human. Be human in the way you speak to your subscribers; in the way you honor their preferences, and in the way you earn their trust.

The goal is to be as authentic and as personal as possible in a way that provides value and, in turn, earns the subscriber's attention.

Earn is the keyword. We know that the average person gets over 100 emails per day, and likely doesn't have the time or desire to sift through them all. So, to grab their attention and amp up your email open rates and click-through rates, you should appeal to your subscribers' interests and make them feel seen. The best way to do this is through engaging, natural language.


"It's not ideal to use [spam words like] 'Free' or all capital letters and a thousand exclamation points, because it's not human. It's not respectful."

- Travis Hazlewood, Head of Email Deliverability at Ortto

When your subscribers feel respected, they will not only regularly engage with your content, but will actively seek it out. And, ultimately, this is what email marketing is about – building brand awareness and a loyal customer base to gain preference over competitors.

Advanced section.

Technical FAQs



Beyond the advised do's and don'ts communicated above, there are some more technical elements relating to email setup that can be helpful to know in regards to email deliverability.

The following guidance is general in nature, and it is advised that you work with a deliverability consultant to ensure your customer experience is set up in a way that will serve your marketing content and approach.

Below are four common best practice questions and answers:

Should I set up authentication for my domain?

- Yes, authentication can help providers be sure that you are who you say you are as a sender
- DKIM is currently the most reliable authentication for senders to implement when using an ESP
- It is also best practice to include SPF

Should I separate my organization's various mailstreams or send all from the same domain?

- It is becoming best practice to separate at least some mailstreams by subdomain. This is because:
- Bulk sending can impact a reputation fast, both positively and negatively
- For example, if a marketing team accidentally does a bulk send to an old list and receives negative reactions which hurts the domain reputation, every other team sending on the same domain level will share the negative effects from that campaign
- However, if the bulk marketing mail was on its own subdomain ("updates.example.com" instead of just on "example.com") then the company's other traffic (think internal communications, sales, support, etc.) are less affected by the accidental mistake
- You don't have to separate all mailstreams, as there are other caveats or issues that can occur by over-isolating traffic

Should I use a shared IP pool or a dedicated IP?

- This is difficult to answer without knowing the specific sender setup, but most email marketers work best on a shared pool of IPs
- Dedicated IPs take a certain volume of traffic to maintain reputation, which can prove difficult
- The ESP who owns the shared IP will monitor and maintain the IP reputation, whereas a dedicated IP would require self-management
- The situations where a dedicated IP is most important are:
- If you need a very particular send setup for your subscriber audience (for example, enforced TLS when communicating with banks or other security-heightened organizations)
- If you have a large audience that you send regularly (for example, 1 million+ volume over 30 days)
- Note: Dedicated IPs require more attention and maintenance

Do I need to ramp up my volume after I change ESPs?

- It is best practice that when you change sending provider (ESP) or IP/domain you ramp up your volume to help you have a smoother transition
- Follow ramp-up guidelines outlined by your provider for your specific situation. [Here](#) is an example of Ortto's ramp-up guide for general senders moving from another platform to our shared environment

Disclaimer: Talk to a deliverability consultant to determine what is the right fit for your organization

Final thoughts

“Email deliverability is an arms race against the bad actors who are finding new ways to abuse things. And it’s likely there will never be a [end-all] winning point. The direction it is evolving is very smart, but the focus is still: Is this email expected? Is it desired? Is it relevant?”

- Travis Hazlewood, Head of Email Deliverability at Ortto

Email deliverability is a constantly evolving beast. What earned the inbox today might not work tomorrow. No one can know for sure what the next stage will look like, but what we can be sure of is that as technology and the litigation around it grows towards a more unique and empowered personal experience, email will grow, too.

For now, though, email marketers should ask themselves: Is this email expected? Is it desired? Is it relevant? Tick those boxes, and you’ll be on the right track.

Your email deliverability glossary

Allowlist

A list of who or what is allowed access to a given device or service.

Blocklist

A list of who or what is blocked access to a given device or service.

Bounce

When an email is returned to the sender because it cannot be delivered.

Brand Indicators for Message Identification (BIMI)

A standard that attaches your brand's logo to your authenticated email messages. (See Sender Authentication.)

CAPTCHA

A computer program or system intended to distinguish human from machine input.

Click-through rate

The proportion of visitors who follow a hyperlink to a particular website or landing page.

Compliant rate

The amount of subscribers who have reported an email as Spam or Phishing.

Dedicated IP

A private internet-protocol address assigned solely to you/your account and not shared by any other senders.

Domain

A string that identifies a realm of administrative autonomy, authority, or control within the Internet. Often, identifies services provided through the Internet, such as websites and email services. (Pulled from Wikipedia)

Domain-based Message Authentication, Reporting and Conformance (DMARC)

A technical standard that helps domain owners protect and block email senders from using their domain in unauthenticated attempts at spam, spoofing, and phishing. (See Sender Authentication.)

DomainKeys Identified Mail (DKIM)

A protocol that allows an organization to take responsibility for transmitting a message by signing it in a way that mailbox providers can verify. (See Sender Authentication.)

Domain/Sender reputation

A measure of the trustworthiness of a domain / A score that an ISP or security provider assigns to an email sender.

Email deliverability

Whether an email is successfully transferred from server to server and where it finally lands in a subscriber's mailbox.

Email delivery

Whether an email is successfully transferred from the sending server to the receiving server.

Email Service Provider (ESP)

An email-sending platform a business employs to manage and deliver email marketing communications.

Email list

A collection of email addresses that you have received through your blog or website.

Internet Protocol (IP)

A set of rules governing the format of data sent over the internet.



Your email deliverability glossary

IP reputation

A measure that assesses the quality of an IP address to determine its legitimacy.

Internet Service Provider (ISP)

An organization that provides consumers and businesses access to the Internet.

Mailbox Provider (MBP)

An organization that provides users with email accounts, and accepts and delivers email.

Malware

An umbrella term for all the different types of malicious software being used by cybercriminals.

Open rate

A metric that measures the percentage of emails that are opened by recipients

Phishing

Phishing is a type of cybercrime where hackers try to gain access to sensitive information by employing spoofing tactics.

Preference center

A page within a site or application that allows users to adjust the communication cadence with a brand.

Ramp-up

The process of increasing email sending volume.

Root domain

The highest hierarchical level of a site.

Sender authentication

The process of verifying that emails are not fraudulent.

Sender Policy Framework (SPF)

An email authentication protocol that domain owners use to specify the email servers they send emails from. (See Sender Authentication.)

Shared pool

An IP or Domain where the usage is shared among users/senders

Simple Mail Transfer Protocol (SMTP)

An internet standard communication protocol for email transmission.

Spam

Emails that are malicious, unsolicited, undesired, and/or irrelevant.

Spoofing

The act of posing as a person or a program by falsifying information to gain an illegitimate advantage.

Subdomain

A subdivision of a domain.

Subscriber

An individual who chooses to receive regular email communications.

Subscriber acquisition

The process where subscribers are added to your sending audiences.

Sunsetting

The process of phasing out unengaged email subscribers.

Transport Layer Security (TLS)

A security protocol that encrypts email delivery for privacy.



References

- 'This surprising simple email trick will stop spam with one click,' Forbes, 2020 - <https://www.forbes.com/sites/daveywinder/2020/05/03/this-surprisingly-simple-email-trick-will-stop-spam-with-one-click/?sh=4c6dd7f23791>
- 'Yahoo adds spam filter to email, but will it work?' CNET, 2002 - <https://www.cnet.com/tech/services-and-software/yahoo-adds-spam-filter-to-email-but-will-it-work/>
- 'British man gets 4 years for 'phish' fraud,' NBC News, 2005 - <https://www.nbcnews.com/id/wbna9884895>
- 'UK spammer sentenced to 6 years,' ZD Net, 2005 - https://web.archive.org/web/20080621230427/http://news.zdnet.com/2100-1009_22-5958081.html
- '\$11 billion judgement awarded in spam case,' NBC News, 2006 - <https://www.nbcnews.com/id/wbna10726635>
- Number of email users worldwide from 2017 to 2025, Statista - <https://www.statista.com/statistics/255080/number-of-e-mail-users-worldwide/>
- 'How many emails does the average person receive per day in 2022?' Earthweb, 2022 - <https://earthweb.com/how-many-emails-does-the-average-person-receive-per-day/#:~:text=According%20to%20email%20receiving%20statistics,Yes%2C%20that%20is%20a%20lot!>
- The ROI of email marketing (Infographic), Litmus, 2021 - <https://www.litmus.com/blog/infographic-the-roi-of-email-marketing/>
- Number of sent and received emails per day worldwide from 2017 to 2025, Statista - <https://www.statista.com/statistics/456500/daily-number-of-e-mails-worldwide/>
- B2B Content Marketing: Benchmarks, budgets, and trends, Content Marketing Institute, 2021 - <https://contentmarketinginstitute.com/wp-content/uploads/2020/09/b2b-2021-research-final.pdf>
- 2022 Email Marketing Benchmarks by GetResponse - <https://www.getresponse.com/resources/reports/email-marketing-benchmarks>
- Digital channels in with personalized communication is used in the United States as of March 2020, Statista - <https://www.statista.com/statistics/451788/digital-marketing-channels-with-personalized-communication/>
- '68 personalization statistics every digital marketer must keep in mind,' Instapage - <https://instapage.com/blog/personalization-statistics>
- Frequency with which consumers would like to receive brand emails from selected industries in the United States as of July 2017, Statista - <https://www.statista.com/statistics/434649/promotional-email-frequency-preference-usa-consumer/#:~:text=The%20graph%20shows%20the%20preferred,brands%20on%20a%20weekly%20basis.>

ortto

Visit ortto.com

