

CITY OF ARMADALE

AGENDA

OF CORPORATE SERVICES COMMITTEE TO BE HELD IN THE COMMITTEE ROOM, ADMINISTRATION CENTRE, 7 ORCHARD AVENUE, ARMADALE ON TUESDAY, 9 DECEMBER 2025 AT 7.00PM.

OFFICIAL OPENING & ACKNOWLEDGEMENT OF COUNTRY

PRESENT:

Cr S J Mosey (Chair)
Cr S Peter JP (Deputy Chair)
Cr K Jorgensen
Cr D Newman JP
Cr L Sargeson
Cr M Silver
Cr G J Smith

APOLOGIES:

Cr S J Mosey (Leave of Absence)
Cr S Peter (Leave of Absence)

OBSERVERS:

IN ATTENDANCE:

PUBLIC:

“For details of Councillor Membership on this Committee, please refer to the City’s website – [www.armadale.wa.gov.au/your council/councillors](http://www.armadale.wa.gov.au/your_council/councillors).”

DISCLAIMER

The Disclaimer for protecting Councillors and staff from liability of information and advice given at Committee meetings to be read.

DECLARATION OF MEMBERS' INTERESTS

QUESTION TIME

Public Question Time is allocated for the asking of and responding to questions raised by members of the public.

Minimum time to be provided – 15 minutes (unless not required)

Policy and Management Practice EM 6 – Public Question Time has been adopted by Council to ensure the orderly conduct of Public Question time and a copy of this procedure can be found at <http://www.armadale.wa.gov.au/PolicyManual>

It is also available in the public gallery.

The public's cooperation in this regard will be appreciated.

DEPUTATION

CONFIRMATION OF MINUTES

RECOMMEND

Minutes of the Corporate Services Committee Meeting held on 18 November 2025 be confirmed.

ITEMS REFERRED FROM INFORMATION BULLETIN

Items in Issue No. 19

Progress Report

Progress Report on Contingency, Operational & Strategic Projects

Outstanding Matters & Information Items

Report on Outstanding Matters – Corporate Services Committee

Economic Development

Tourism & Visitor Centre Report

Report of the Common Seal

If any of the items listed above require clarification or a report for a decision of Council, this item to be raised for discussion at this juncture.

CONTENTS

CORPORATE SERVICES COMMITTEE

9 DECEMBER 2025

1. FINANCIAL MANAGEMENT & PLANNING	
1.1 LIST OF ACCOUNTS PAID - OCTOBER 2025.....	4
1.2 **STATEMENT OF FINANCIAL ACTIVITY - OCTOBER 2025	7
1.3 **YEAR END FINANCIAL POSITION - 30 JUNE 2025	14
2. MISCELLANEOUS	
2.1 CONDITION OF BUSINESSES IN KELMSCOTT (REFERRAL ITEM)	20
2.2 CITY'S WEBSITE (REFERRAL ITEM).....	22
2.3 TEN 14/25: SUPPLY OF FOUR WASTE COLLECTION VEHICLES - (CONFIDENTIAL COVER REPORT)	23
2.4 TEN 6/25: TURF MAINTENANCE AT ACTIVE SPORTS FIELDS AND PUBLIC OPEN SPACES (CONFIDENTIAL COVER REPORT)	25
2.5 RATES EXEMPTION APPLICATION - S6.26(2)(G) LAND USED EXCLUSIVELY FOR CHARITABLE PURPOSES; 10 ALEX WOOD DRIVE FORRESTDALE FREE REFORMED EUCALYPT ASSOCIATION INC	26
2.6 APPLICATION TO SEIZE AND SELL MULTIPLE PROPERTIES UNDER SECTION 6.64 OF THE LOCAL GOVERNMENT ACT 1995	27
3. COUNCILLORS' ITEMS	
NIL.	29
4. CHIEF EXECUTIVE OFFICER'S REPORT	
NIL.	29
5. EXECUTIVE DIRECTOR'S REPORT	
NIL.	29
SUMMARY OF ATTACHMENTS	30

1.1 - LIST OF ACCOUNTS PAID - OCTOBER 2025

WARD : ALL
FILE No. : M/704/25

DATE : 30 September 2025
REF : MH
RESPONSIBLE : Executive Director
MANAGER : Corporate Services

In Brief:

- The report presents, pursuant to Regulation 13(1), (2) and (3) and 13A (1) and (2) of the *Local Government (Financial Management) Regulations 1996*, the List of Accounts paid for the period 1 October to 31 October 2025 as well as the credit card, fuel card and cabcharge statements for the month of October 2025.

Tabled Items

Nil.

Decision Type

- ☐ **Legislative** The decision relates to general local government legislative functions such as adopting/changing local laws, town planning schemes, rates exemptions, City policies and delegations etc.
- ☒ **Executive** The decision relates to the direction setting and oversight role of Council.
- ☐ **Quasi-judicial** The decision directly affects a person's rights or interests and requires Councillors at the time of making the decision to adhere to the principles of natural justice.

Officer Interest Declaration

Nil.

Strategic Implications

4. Leadership
- 4.3 Financial Sustainability
- 4.3.2 Undertake active financial management to ensure that the annual budget is achieved and any variances are promptly identified and addressed.

Legal Implications

Section 6.10 (d) of the *Local Government Act 1995* refers, ie.

6.10 Financial management regulations

Regulations may provide for —

- (d) the general management of, and the authorisation of payments out of —*
 - (i) the municipal fund; and*
 - (ii) the trust fund, of a local government.*

Regulation 13(1), (2) & (3) and 13A (1) and (2) of the *Local Government (Financial Management) Regulations 1996* refers, ie.

- 13. *Payments from municipal fund or trust fund by CEO, CEO's duties as to etc.*
 - (1) If the local government has delegated to the CEO the exercise of its power to make payments from the municipal fund or the trust fund, a list of accounts paid by the CEO is to be prepared each month showing for each account paid since the last such list was prepared —*
 - (a) the payee's name;*
 - (b) the amount of the payment;*
 - (c) the date of the payment; and*
 - (d) sufficient information to identify the transaction.*
 - (2) A list of accounts for approval to be paid is to be prepared each month showing -*
 - (a) for each account which requires council authorization in that month –*
 - (i) the payee's name; and*
 - (ii) the amount of the payment; and*
 - (iii) sufficient information to identify the transaction;*
 - and*
 - (b) the date of the meeting of the Council to which the list is to be presented.*
 - (3) A list prepared under subregulation (1) or (2) is to be –*
 - (a) presented to the Council at the next ordinary meeting of the Council after the list is prepared; and*
 - (b) recorded in the minutes of that meeting.*- 13A *Payments by employees via purchasing cards*¹
 - (1) If a local government has authorised an employee to use a credit, debit or other purchasing card, a list of payments made using the card must be prepared each month showing the following for each payment made since the last such list was prepared -*
 - (a) the payee's name;*
 - (b) the amount of the payment;*
 - (c) the date of the payment; and*
 - (d) sufficient information to identify the payment*
 - (2) A list prepared under subregulation (1) is to be –*
 - (a) presented to the Council at the next ordinary meeting of the Council after the list is prepared; and*
 - (b) recorded in the minutes of that meeting.*

¹ [Regulation 13A inserted: SL 2023/106 r. 6.]

Council Policy/Local Law Implications

Nil.

Budget/Financial Implications

All accounts paid have been duly incurred and authorised for payment as per approved payment procedures.

Consultation

Nil.

BACKGROUND

Pursuant to Section 5.42 of the *Local Government Act 1995 (Delegation of some powers and duties to CEO)*, Council has resolved to delegate to the CEO (*Delegation Payment from Municipal and Trust Funds refers*) the exercise of its powers to make payments from the municipal and trust funds.

COMMENT

The List of Accounts paid for the period 1 October to 31 October 2025 is presented as an attachment to this report as well as the credit card statements for the period ended 27 October 2025, monthly fuel card statements for the period ended 31 October 2025 and cabcharge usage for the period ended 31 October 2025.

ATTACHMENTS

1. [Monthly Cheque and Credit Card Report - October 2025](#)
2. [Monthly Fuel Card Transactions - Period Ending 31 October 2025](#)
3. [Cabcharge Report - October 2025](#)

RECOMMEND

That Council note the List of Accounts paid as presented in the attachment to this report and summarised as follows:

Municipal Fund

Accounts and direct debits paid totaling \$13,438,481.84, cheque numbers 525 to 530, transactions 35007 to 35977 and Payrolls dated 12 October and 26 October 2025.

Credit Cards

Accounts paid totalling \$9,363.06 for the period ended 27 October 2025.

Fuel Cards

Accounts paid totalling \$15,268.21 for the month ended 31 October 2025.

Cabcharge

Accounts paid totalling \$97.15 for the month ended 31 October 2025.

****1.2 - STATEMENT OF FINANCIAL ACTIVITY - OCTOBER 2025**

WARD : ALL
FILE No. : M/705/25

DATE : 31 October 2025
REF : MH/KM
RESPONSIBLE : Executive Director
MANAGER : Corporate Services

In Brief:

- This report presents the City's Monthly Financial Report for the fourth (4) month period ended 31 October 2025.
- This report recommends accepting the Financial Report for the fourth (4) month period ended 31 October 2025, noting there are reportable actual to budget material variances for the period and that this report is preliminary with the opening balances still subject to final audit confirmation.

Tabled Items

Nil.

Decision Type

- ☐ **Legislative** The decision relates to general local government legislative functions such as adopting/changing local laws, town planning schemes, rates exemptions, City policies and delegations etc.
- ☒ **Executive** The decision relates to the direction setting and oversight role of Council.
- ☐ **Quasi-judicial** The decision directly affects a person's rights or interests and requires Councillors at the time of making the decision to adhere to the principles of natural justice.

Officer Interest Declaration

Nil.

Strategic Implications

4. Leadership
- 4.3 Financial Sustainability
- 4.3.2 Undertake active financial management to ensure that the annual budget is achieved, and any variances are promptly identified and addressed.

Legal Implications

*Local Government Act 1995 – Part 6 – Division 3 – Reporting on Activities and Finance
Local Government (Financial Management) Regulations – Part 4 – Financial Reports.*

Local Government Act 1995 – s.6.11 Reserve accounts

- (1) Subject to subsection (5), where a local government wishes to set aside money for use for a purpose in a future financial year, it is to establish and maintain a reserve account for each such purpose.*
- (2) Subject to subsection (3), before a local government —*
 - (a) changes* the purpose of a reserve account; or*
 - (b) uses* the money in a reserve account for another purpose, it must give one month's local public notice of the proposed change of purpose or proposed use.*

** Absolute majority required.*
- (3) A local government is not required to give local public notice under subsection (2) -*
 - (a) where the change of purpose or of proposed use of money has been disclosed in the annual budget of the local government for that financial year; or*
 - (b) in such other circumstances as are prescribed.*
- (4) A change of purpose of, or use of money in, a reserve account is to be disclosed in the annual financial report for the year in which the change occurs.*
- (5) Regulations may prescribe the circumstances and the manner in which a local government may set aside money for use for a purpose in a future financial year without the requirement to establish and maintain a reserve account.*

Council Policy/Local Law Implications

Nil.

Budget/Financial Implications

The Statement of Financial Activity, as presented, refers and explains.

Consultation

Nil.

BACKGROUND

A local government is required to prepare a statement of financial activity reporting on the revenue and expenditure as set out in the annual budget for that month. The details in the statement are those as prescribed and the statement is to be reported to Council.

COMMENTS

Presented as an attachment this month, is the fourth monthly financial statement for the new financial year (presented in nature and type format) prepared from information posted in the OneCouncil system.

For the purposes of reporting other material variances from the Statement of Financial Activity, the following indicators, as resolved by Council, have been applied.

Revenue

Material variances are identified where, for the period being reported, the actual varies to the budget by an amount of (+) or (-) \$100,000 and in these instances an explanatory comment has been provided.

Expense

Material variances are identified where, for the period being reported, the actual varies to the budget by an amount of (+) or (-) \$100,000 and in these instances an explanatory comment has been provided.

For the purposes of explaining each Material Variance, a three part approach has been taken.

The parts are:

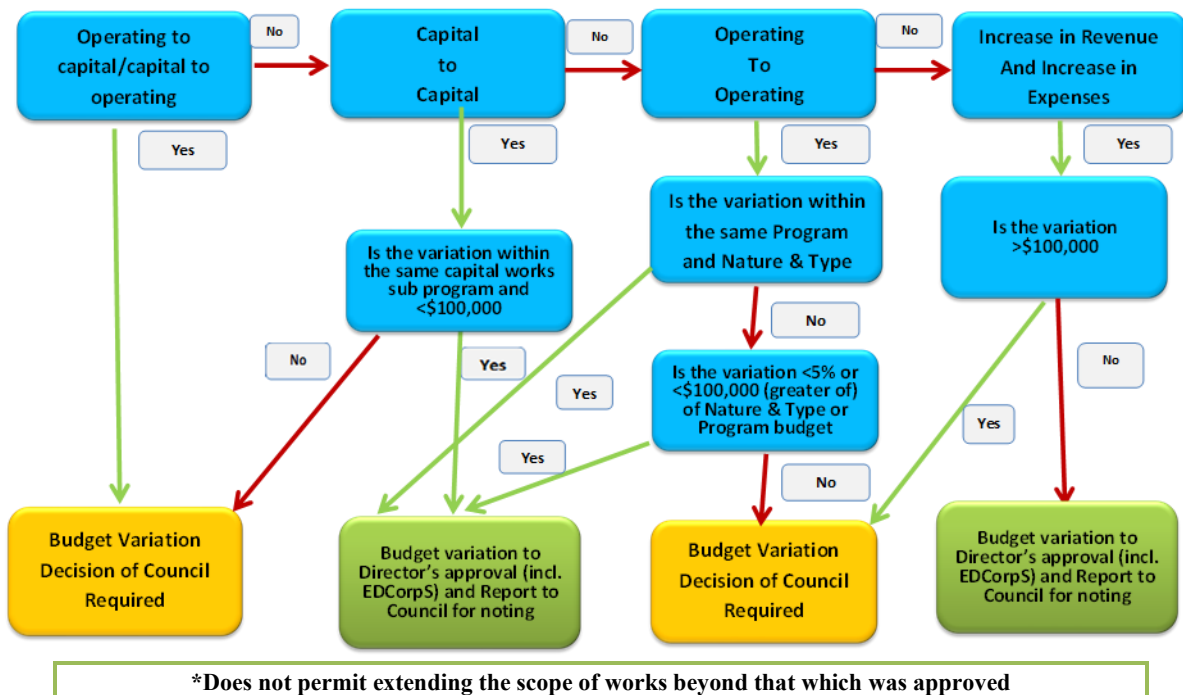
1. **Period Variation**
Relates specifically to the value of the Variance between the Budget and Actual figures for the period of the report.
2. **Primary Reason**
Explains the primary reasons for the period Variance. As the report is aimed at a higher level analysis, minor contributing factors are not reported.
3. **Budget Impact**
Forecasts the likely dollar impact on the Annual Budget position. It is important to note that figures in this part are 'indicative only' at the time of reporting, for circumstances may subsequently change.

At the 26 May 2025 Ordinary Meeting, Council adopted the Budget Variations Process Map which increased the Capital variation to \$100,000 and the Operating to Operating variation at \$100,000 to align with the overall adopted material variation threshold. Budget variations are presented to Council for authorisation by 'Absolute Majority' in circumstances where a forecast variation requires a movement from:

- Operating to Capital
- Capital to Capital for amounts above \$100,000
- Capital to Operating
- Operating to Operating for amounts greater than 5% or \$100,000 (whichever is greater).



Budget Variation Process Map



The May 2025 decision of Council also permitted the Chief Executive Officer to amend a grant funded capital works budget, if there was a corresponding increase in the grant funding.

The Chief Executive Officer is authorised to approve amendments to capital budgets that are fully funded by external sources and that require an increase cost, commensurate with an increase in funding, but do not necessarily change scope. This caters for circumstances where Developer Contribution Works (which are pre-approved by Council) can be varied in terms of timing of delivery, if required.

DETAILS

Presented as an attachment is the Monthly Statement of Financial Activity for the fourth (4) month period ended 31 October 2025. The Monthly Statements are based on the model statements provided to the sector, which have been developed by Moore Australia, in conjunction with the Department of Local Government.

The opening balances as presented in the attachment are preliminary as they are still subject to audit confirmation and sign-off by the Auditor. This is expected to occur on 10th December at the Audit Committee Meeting.

As previously reported, the year-end position for FY25 yields a \$1.51M surplus, which is the subject of a separate report on the Corporate Services Committee agenda. An amount of \$838,931 has already been transferred to the *Future Projects* reserve, leaving \$671,683 remaining. However from this amount, a further \$324,800 is to be transferred to the *Projects Rolled Over* reserve for the projects below. This reflects a decision of Council in October this year. This remaining balance is \$346,833.

Corfield Wetland Improvements stage 4/5	\$153,700
Streetscape Strategy Gateway Landscape	\$75,000
Fancote Park	<u>\$96,100</u>
TOTAL	<u>\$324,800</u>

Capital Program Update

Included in the monthly report as an attachment is the list of the capital program as at the end for October 2025. Attachments are provided separately for projects above \$250K and projects under \$250K. At the end of October, actual spend plus commitments totalled \$6.47M.

	Amended Budget	Actuals (Oct 2025)	Commitments (Oct 2025)	Total (Spend plus commitments)
Over \$250K	\$102,186,200	\$3,822,626	\$1,273,666	\$5,096,292
Under \$250k	\$8,417,000	\$519,679	\$653,766	\$1,173,445
Total	\$110,603,200	\$4,342,305	\$1,927,432	\$6,269,737

The projects listed are those approved in the adopted FY26 Annual Budget and the Carry forward projects adopted by Council in October -CS3/10/25.

Notable Variations

The variations noted in the Attachment – *Statement of Financial Activity* present the October YTD Budget and Actuals.

Of note:

- Interest earnings are above budget, including reserve, municipal fund earnings and interest on outstanding rates;
- Fees associated with development (planning, building, subdivisions), and with Recreation services are above budget, reflective of development activity and patronage.
- Employee costs are slightly higher, which is likely a result of the City employing in-house personnel where the budget provides for contractor (materials and contracts) resourcing
- Materials and contracts is under budget, in most cases a timing issue as programs and project are planned to be delivered across the Service Delivery, Civil Works and Environment & Sustainability business areas.

A detailed budget review is planned midyear, which will entail a deeper dive into the variations and project/program delivery noted in the above.

Rates variation

Rate revenue is tracking to budget, however there are two variations to report to Council.

1. Reduction in the actual rates at rate strike of \$1.29M
2. Expected increase in FY26 interim rates by \$1M.

Reduction in the actual rates strike

Prior to striking rates, an interim batch was processed moving a number of properties from the vacant land category to the residential and business improved categories. Collectively, these properties accounted for a movement of \$25M in the Gross Rental Valuation between these rating categories – vacant land down by \$25M and residential/business improved up by \$25M. As the Vacant Land differential rate is substantially higher than the residential and business improved differential rates, this shift in GRV has resulted in a \$1.29M decrement.

This is outlined in the table below.

RATE REVENUE

General rate revenue

RATE TYPE	Rate in \$ (cents)	Budget Rateable Value	Actual Rateable Value	Valuation Change	Budget Rate Revenue \$	Actual Rate Revenue \$	Rate Revenue Difference
Gross rental value							
Group 1 - Vacant	0.156916	43,799,326	17,923,867	(25,875,459)	6,952,919	2,812,542	(4,140,377)
Group 2 - Residential Improve	0.101225	619,987,195	639,542,603	19,555,408	62,751,336	64,737,700	1,986,364
Group 3 - Business Improved	0.105632	118,989,351	126,144,232	7,154,881	12,567,917	13,324,868	756,951
Unimproved value							
Unimproved Value Lands	0.005118	137,741,000	157,830,000		704,936	807,774	102,838
Sub-Total		920,516,872	941,440,702	834,830	82,977,108	81,682,883	(1,294,225)

Increase in interim rates

The annual budget provides for interim rates of \$1.3M.

An interim rates batch processed in October has already yielded \$1.7M in interim rates - \$400k in excess of the annual budget. Further, a batch pending for December will generate an additional \$150k to \$200k in interim rates. It is therefore likely that the interim rates budget will be exceeded by at least \$1M by the end of the financial year, which will account for the majority of the decrement from the rate strike.

Officers will be using the budget review to amend the budget for the rates strike and the interim rates.

Rates Debtors

Outstanding rate debtors over one year, greater than \$250 outstanding and without any form of payment arrangement is summarised below.

Oct-25		Non Pensioner							
		One Year		Two Years		Three + Years			
		#	\$	#	\$	#	\$	#	\$
ALL	Year One	774	1,416,270	287	692,737	212	629,487	1,273	2,738,494
ALL	Year Two				366,957		593,933		960,890
ALL	Year Three						114,537		114,537
TOTAL		774	1,416,270	287	1,059,694	212	1,337,957	1,273	3,813,921

Change from last month	-166	-\$274,857	-17	-\$77,987	-17	-\$104,311	-200	-\$457,155
YTD Change	-675	-\$1,013,405	-49	-\$190,193	-45	-\$350,904	-769	-\$1,554,502

In October, \$457k was collected, including \$182k in the two plus year categories and \$274k in the plus 1 year category. A total of 212 properties remain in the 3 year plus category.

Sundry Debtors

The total of Sundry Debtors 120+days is currently \$ 0.79M. The breakdown for the 120 day plus category is:

- \$673K is with Fines Enforcement Registry for collection
- \$36K relate to Waste commercial customers, which remains under legal review with a resolution target date of December
- A further \$21K relate to Planning and Building debtors
- A number of community organisations make up the balance.

The balances owing between 30 days and 90 days total \$0.78M.

RECOMMEND

That Council:

- 1. Pursuant to Regulation 34 of the *Local Government (Financial Management) Regulations 1996* accept the Statement of Financial Activity for the fourth (4) month period ended 31 October 2025.**
- 2. Note that there are reportable actual to budget material variances for the year-to-date period ending 31 October 2025 and note that the opening balances provided are still subject to final audit confirmation and sign-off.**
- 3. Note the \$539.80 small rates debt written off under Delegation 1.1.22 and Sub Delegation 1.2.22**

ABSOLUTE MAJORITY RESOLUTION REQUIRED

ATTACHMENTS

1. [↓](#) Monthly Financial Report - October 2025
2. [↓](#) Capital Program - October 2025 (\$250K plus)
3. [↓](#) Capital Program - October 2025 (\$250K and under)
4. [↓](#) Small Balance Write Off - Rates - October 2025

*****1.3 - YEAR END FINANCIAL POSITION - 30 JUNE 2025***

WARD : ALL
FILE No. : M/740/25
DATE : 18 November 2025
REF : MH/AO/KM
RESPONSIBLE : Executive Director
MANAGER : Corporate Services

In Brief:

- This report presents the year-end financial position for the financial year ending 30 June 2025, contrasted with the estimated position carried forward into the FY25/26 Annual Budget.
- The closing surplus, indicated by the Net Current Asset position is \$17,642,243. After allowing for municipal funds carried forwards, and the advance payment of Financial Assistance Grant, the surplus is \$1,510,614.
- From this surplus amount, \$838,931 has previously been transferred to Future Projects reserve (CS2/6/25).
- From the surplus there is a further commitment in the current financial year to transfer funds of \$324,800 to Projects Rolled Over reserve (CS3/10/25).
- Recommend that the remainder funds of \$346,883 be transferred to the Future Projects reserve.

Tabled Items

Nil.

Decision Type

- ☐ **Legislative** The decision relates to general local government legislative functions such as adopting/changing local laws, town planning schemes, rates exemptions, City policies and delegations etc.
- ☒ **Executive** The decision relates to the direction setting and oversight role of Council.
- ☐ **Quasi-judicial** The decision directly affects a person's rights or interests and requires Councillors at the time of making the decision to adhere to the principles of natural justice.

Officer Interest Declaration

Nil.

Strategic Implications

4.3 Financial Sustainability

- 4.3.2 Undertake active financial management to ensure that the annual budget is achieved and any variances are promptly identified and addressed.

Legal Implications

Local Government Act 1995

6.8. Expenditure from municipal fund not included in annual budget

- (1) *A local government is not to incur expenditure from its municipal fund for an additional purpose except where the expenditure—*
(b) *is authorised in advance by resolution**

** Absolute majority required.*

Local Government (Financial Management) Regulations 1996

30. Previous financial year figures to be shown for comparison

- (1) *In the annual budget—*
(a) *the income statement for the previous financial year; and*
[(b) deleted]
(c) *the rate setting statement for the previous financial year; and*
(d) *the information referred to in regulation 27(g), 27(i)(i), 27(j), 27(k)(i), 27(k)(ii) and 29(f) for the previous financial year, are to be prepared in a manner that clearly compares the estimates in the annual budget in respect of each statement or piece of information, as the case requires, with the equivalent financial results at 30 June of the previous financial year (comparative figures).*
(2) *If at the time of preparation of the annual budget a financial result referred to in subregulation (1) is not known, an estimate of that result may, if it is disclosed as an estimate, be included in the annual budget.*

31. Net current assets at start of financial year to be shown

- (1) *The annual budget is to include the net current assets carried forward from the previous financial year.*
(2) *If at the time of preparation of the annual budget the net current assets is not known, an estimate of that figure may, if it is disclosed as an estimate, be included in the annual budget.*

Australian Accounting Standard (AASB)

AASB 1059 – Service Concession Arrangements.

An arrangement whereby a government or other public sector body contracts with a private operator to develop (or upgrade), operate and maintain the grantor's infrastructure assets such as roads, bridges, tunnels, airports, energy distribution networks, prisons or hospitals.

Council Policy/Local Law Implications

Nil.

Budget/Financial Implications

The closing surplus, represented by the Net Current Asset position is \$17,642,243.

After allowing for carried forward funds for projects, and the advanced payment of the Federal Assistance Grant (FAG), the remaining surplus is \$1,510,614. Calculation of the FY25 surplus is set out below.

Determination of Surplus

Closing Balance Net Current Assets FY25 \$17,642,247

Less:

Financial Assistance Grant paid in advance	\$3,004,064
Carried Forward Operating (CS3/10/25)	\$5,386,000
<u>Carried Forward Capital (CS3/10/25)</u>	<u>\$8,580,500</u>
Subtotal	\$16,970,564

Add back:

Surplus funds already transferred to reserve in June 2025 (CS2/6/25)	\$838,931
--	-----------

FY25 Surplus	\$1,510,614
---------------------	--------------------

The remaining balance is \$671,683, after taking into account the amount previous transferred in June 2025 (\$1,510,614 - \$838,931 = \$671,683)

However, a Council decision in October (CS3/10/25) to transfer funds of \$324,800 to the Projects Rolled Over reserve, which can only be put into effect in this financial year, will reduce the remaining funds to \$346,883.

The Council's decision in October approved the following:

Approves the transfers to the Rolled Over Projects Reserve at 30 June 2025, as follows:

<i>Corfield Wetland Improvements stage 4/5</i>	<i>\$153,700</i>
<i>Streetscape Strategy Gateway Landscape</i>	<i>\$75,000</i>
<i>Fancote Park</i>	<i><u>\$96,100</u></i>
<i>TOTAL</i>	<i><u>\$324,800</u></i>

Given the timing of Audit, this decision can only be put into effect in the current financial year.

BACKGROUND

The Audit of the 2024/25 Financial Statements is complete and is scheduled to be signed off by the Office of the Auditor General on 10 December 2025. This coincides with the City Audit Committee meeting on the same date. As such, the Annual Financial Statement are complete to a point where a declaration of the year end position (surplus) for the year may be made.

ANALYSIS

The Statement of Financial Activity provides information on the total sources and application of funds during the year, starting with an opening balance of net current assets (NCA) and finishing with a closing balance of NCA. The closing balance provides the basis for the calculation of the surplus.

Using a summarised representation of the Statement of Financial Activity, and comparing the original budget, the amended budget and the actual year end results, a high level commentary can be provided on the year. The commentary is on the variances to the amended budget.

	2025 Adopted Budget \$	2025 Revised Budget \$	2025 Actuals \$	2025 Variances \$
Note				
Net Current Assets at Start of Financial Year (FY24 b/fwd)	250,000	14,934,489	14,934,490	(1)
Operating Activities				
Revenue from Rates and Operating Activities	139,722,584	138,655,991	144,246,708	(5,590,717)
Expenditure from Operating Activities	(159,770,310)	(164,181,460)	(157,857,837)	(6,323,623)
Net Operating Result including Non Cash Items	(20,047,726)	(25,525,469)	(13,611,129)	(11,914,340)
Less: Non-Cash Amounts Excluded from Operating Activities	35,500,000	35,138,000	48,300,862	(13,162,862)
Amount Attributable to Operating Activities	15,452,274	9,612,531	34,689,733	(25,077,202)
Investing Activities				
Capital Investment, Gifted Assets, Dev Contr. & Grants	(16,894,000)	(34,435,007)	(11,151,805)	(23,283,202)
Financial Activities				
Net Reserve Trfs, New Borrowings & Loan Repayments	1,191,726	9,887,987	(20,830,175)	30,718,162
Net Current Assets at End of Financial Year (FY25 c/fwd)	0	0	17,642,243	(17,642,243)

Notes:

- Higher Operating Revenues were achieved in interest earnings (\$1.5M) due to favorable interest rates and higher term deposit balances maintained throughout out the year. The operating revenue increases were also attained (\$350k) due to higher than anticipated fees and charges from the Armadale Aquatic and Fitness Centre, building and planning services. Interim rates was also higher than the amended budget (\$460k). The City also received an advanced receipt of \$3M for the FY26 Financial Assistance Grant in FY25, which had the effect of increasing grant revenues for FY25.
- Overall lower operating expenditures to amended budget resulted due to timing of projects and program (material and contracts) expenditure (\$5.7M variance). Most of these items have been carried forward (\$5.4M). Report CS3/10/25 refers. Finance

costs were higher than budget due to non cash adjustments to recognize unwinding interest in provision for rehabilitation asset (landfill) (\$400k).

- c. Accounting adjustments for non-cash items such as depreciation, profit and loss on disposals of assets and also changes in contractor liabilities (typically DCPs). These changes do not impact on the budget surplus position, but they do need to be accounted for when determining the surplus. This year, \$13M was received for Development contributions.
- d. Investing activities reflect the City's capital investment program. In FY25, a higher-than-average capital investment program which was established on the LTFP capital financing program resulted in a number of capital projects being carried forward \$28M, or \$23M net of grants. Report CS3/10/25 refers.

A recent LTFP Capital Investment workshop illustrated the difference between the capital financing and capital delivery programs, and the strategy to use reserves to cashflow project funding to match the delivery program. It is expected that this will significantly reduce the quantum of carried forwards.

- e. Financing activities refer to reserve transfers (both in and out), new borrowings and repayments of the loans. Similar to the above, reserve transfers and borrowings mirror the Capital Investment program delivery, hence the variation to budget. In most cases, projects have been carried forward with associated funding. Refer CS3/10/25, 13 October 2025. The net transfer to the asset renewal reserve was higher than budget and conversely, the actual asset renewal works delivered was lower than budget. The reserve transfer ensured the City maintains the asset renewal commitment.

Completion of Audit

In December, the Audit program will see the Office of the Auditor General signing off on the City's Audited Annual Financial Statements for 2024/25 with an unqualified opinion. The Audit Committee is scheduled to consider the OAG report on 10 December 2025 and Council is scheduled to subsequently adopt the Audit Committee recommendations on 15 December 2025, accepting the Annual Financial Report and Auditor's independent report.

Application of the Year-End Surplus

This report advises of a year-end surplus of \$1.51M and remaining funds of **\$346,883** after allowing for previous transfers to reserves and pre commitments to projects rolled over.

Previously the Council set aside funds in the Future Projects Reserve if a budget surplus has resulted. This has built the Future Projects Reserve fund over time to build capacity to deliver strategic projects such as City Centre Investment projects. More recently, surplus funds were set aside in the Future Projects Reserve in June, as forecasted by the amended budget at the time. This report concludes by recommending a transfer to the future projects reserve of the remaining funds.

OPTIONS

The budget surplus is a ‘one off’ and so should not be allocated to any proposal that has a recurrent (year-on-year) impact. So, Council has the following options:

1. Amend the FY26 budget to adjust the opening balance of net current assets and transfer the surplus funds of **\$346,883** to the Future Projects Reserve Fund for a future allocation, after allowing for the transfers of funds remaining of \$324,800 to the Future Projects Reserve for Corfield Wetland Improvements; Streetscape Strategy Gateway Landscape; and Fancote Park
2. Leave the remaining funds available as a surplus to be considered in the budget review in March.

Option 1 is recommended.

RECOMMEND

That Council *AMENDS the FY26 Budget opening balance (Net Current Asset Position) to \$17,642,247, and transfers the funds remaining of \$346,879 to the Future Projects Reserve, after allowing for items (i) to (iv) below):

Closing Balance Net Current Assets FY25	\$17,642,247
Less:	
(i) Financial Assistance Grant paid in advance	\$3,004,064
(ii) Carried Forward Operating (CS3/10/25)	\$5,386,000
(iii) Carried Forward Capital (CS3/10/25)	\$8,580,500
(iv) Projects Rolled Over (CS3/10/25)	\$324,800
Remaining funds	\$346,879

ABSOLUTE MAJORITY RESOLUTION REQUIRED

ATTACHMENTS

There are no attachments for this report.

2.1 - CONDITION OF BUSINESSES IN KELMSCOTT (REFERRAL ITEM)

At the Council meeting held on 16 December 2024, Mayor R Butterfield referred the following matter to Corporate Services Committee.

That the matter of the condition of empty premises and public realm in Kelmscott be referred to the Corporate Services Committee.

Comment from Mayor R Butterfield

I seek a report on actions (and associated costs) that the City could take to incentivise business operators to refresh their shop fronts, to make the Armadale city centre and Kelmscott town centers more inviting and by doing so stimulate economic growth and foster community pride.

Full details of the referral by Mayor R Butterfield have been provided to Elected Members under separate cover.

Officer Comment

An item on Kelmscott was referred in December 2024; and subsequently, a similar item was referred to the Development Services Committee in April 2025.

This matter was responded to at the Development Services meeting on 18 August 2025. The Council decision D6/8/25 states:

“That Council:

1. Request:

- A further report be received on options for encouraging the installation of trees by commercial businesses in existing car parking areas.*
- The Chief Executive Officer to enquire with Western Power, Main Roads WA and/or NBN on the possibility of utilising the brick pillar (in the vicinity of 2734 Albany Hwy, Kelmscott) for a public mural and provide a further report back to Council, including indicative costs, if permission is able to be obtained.*
- That the above may be further considered in the mid-year budget review.*

2. Request the Chief Executive Officer to provide information and advice to Councillors on:

- Compliance work undertaken by the City for Development Approvals with respect to landscaping requirements and/or maintenance issues in the Kelmscott District Centre with private/commercial land uses.*
- An update on the activities of the City’s Economic Development Team with respect to engagement with businesses in Kelmscott.”*

With respect to the last bullet point of Council's decision, the following information is provided:

Business outreach activities:

The City has undertaken in-person visits with local business owners to promote the *Grow Your Business* program and other City-led programs. Between July and September 2025, 50 Kelmscott businesses were engaged through this outreach effort. Local businesses sentiment is mixed, from some businesses reporting they are "quiet", with others thriving and outgrowing their premises.

Participation in City-led initiatives:

Local businesses have been supported and encouraged to participate in activities such as *Small Business Day* promotions, *Spring into Armadale*, and *Carols by Candlelight* voucher campaigns.

The Small Business Day Facebook Reel performed strongly, achieving 11,929 views and reaching 7,048 people, indicating high community engagement. Positive feedback was received by a participating shop which was thankful for the City's efforts.

Business Armadale Chamber of Commerce hosted networking events in Kelmscott to increase local business engagement. This resulted in events at The Hidden Café in April and again in September 2025 at the Pink Café.

Online Business Directory:

A total of 48 Kelmscott-based businesses are currently listed in the City's online Business Directory, improving visibility and access for the community. Further promotion of this directory is to take place across the City's channels.

Councillor Workshop:

A Councillor Workshop (Kelmscott District Centre Public Realm Strategy) was held on 17 September 2025. Notes and the presentation from the workshop were circulated to Councillors on 24 September 2025.

On 30 September 2025, Mayor Butterfield provided further information for the referral that is the subject of this report (see notes above).

RECOMMEND

To be considered.

ATTACHMENTS

There are no attachments for this report.

2.2 - CITY'S WEBSITE (REFERRAL ITEM)

At the Council meeting held on 10 November 2025, Councillor D Newman referred the following matter to the Corporate Services Committee.

That the matter of review and feedback from the community and stakeholders on the City's new website's effectiveness and content be referred to the Corporate Services Committee.

Comment from Cr D Newman

I'd like to request a report to the Committee on the new City websites (Service and Explore).

- Review the feedback from the website "we're looking for your feedback" forms
- Visitor numbers compared to previous website
- Searchability of the Service website and how successful the tool is at locating relevant information
- Opportunities to improve the website based on feedback and best practice.

Officer Comment

The City's digital channels (websites) were developed and launched in March this year. The project took the eight existing websites and brought them together across two platforms – Service Armadale and Explore Armadale. The aim of the new digital channels was to respond to customer and community feedback for

- Easy Access & Search Function
- Simple, task-focused navigation
- Accessibility and Inclusion
- Content that is clear and to the point
- Personalisation.

Since the launch, Website sentiment has improved over time, shifting from early frustration post-launch to more constructive, content-focused feedback. Most user issues relate to content clarity or missing information, while fewer relate to technical faults.

Traffic levels and engagement are stabilising, and users are increasingly able to navigate the platform effectively. However, internal search data indicates areas for better content labelling, indexing and relevance tuning.

If the Council decides to request a report, the report will expand on the above commentary. Further, Officers have prepared a presentation for the Executive and Councillors, which follows an internal review and lessons learned workshop that was held in October with officers. This can be presented in conjunction with or in lieu of a report.

RECOMMEND

To be considered.

ATTACHMENTS

There are no attachments for this report.

**2.3 - TEN 14/25: SUPPLY OF FOUR WASTE COLLECTION VEHICLES -
(CONFIDENTIAL COVER REPORT)**

WARD : ALL
FILE No. : M/762/25
DATE : 24 November 2025
REF : SP
RESPONSIBLE : Executive Director
MANAGER : Corporate Services

In Brief:

- A confidential report is presented as an attachment to this Agenda.

Strategic Implications

The subject of this report has impact on the following objectives of the *Strategic Community Plan 2026-2035*:

- 2.4 Increased resource recovery moving towards a circular economy
 - 2.4.1 Provide contemporary and affordable waste management services that are responsive to local community needs and support the objectives of the State Waste Strategy.
- 2.3 Functional, inclusive and sustainable infrastructure
 - 2.3.2 Maintain assets to be functional, safe, affordable and sustainable.
- 4.3 Sound financial governance, incorporating economic, social and environmental outcomes
 - 4.3.1 Deliver strategic financial planning for services, asset management and equitable funding.

Legal Implications

Assessment of legislation indicates that the following apply:

- Section 3.57 *Local Government Act 1995* – Tenders for providing goods or services
- Division 2 *Local Government (Functions and General) Regulations 1996* – Tenders for providing goods or services.

Council Policy/Local Law Implications

Assessment of Policy/Local Law indicates that the following are applicable:

- Procurement Policy.

Budget/Financial Implications

The budget implications are outlined within the Confidential report.

Consultation

- Intra Directorate.

A Confidential Report is presented as an attachment to this Agenda.

RECOMMEND

That Council adopt the recommendation as detailed in the Confidential Report.

ATTACHMENTS

There are no attachments for this report.

2.4 - TEN 6/25: TURF MAINTENANCE AT ACTIVE SPORTS FIELDS AND PUBLIC OPEN SPACES (CONFIDENTIAL COVER REPORT)

WARD : ALL
FILE No. : M/725/25
DATE : 24 November 2025
REF : SP
RESPONSIBLE : Executive Director
MANAGER : Corporate Services

In Brief:

- A confidential report is presented as an attachment to this Agenda.

Strategic Implications

2.2 Attractive, inclusive and functional public places.

2.2.4 Develop, improve and maintain quality parks, playgrounds and public open spaces throughout the City.

Legal Implications

Assessment of legislation indicates that the following apply:

- Section 3.57 *Local Government Act 1995* – Tenders for providing goods or services.
- Division 2 *Local Government (Functions and General) Regulations 1996* – Tenders for providing goods or services.

Council Policy/Local Law Implications

Assessment of legislation indicates that the following apply:

- Procurement Policy.

Budget/Financial Implications

The budget implications are outlined within the Confidential report.

Consultation

- Intra Directorate.

A Confidential Report is presented as an attachment to this Agenda.

RECOMMEND

That Council adopt the recommendation as detailed in the Confidential Report.

ATTACHMENTS

There are no attachments for this report.

2.5 - RATES EXEMPTION APPLICATION - S6.26(2)(G) LAND USED EXCLUSIVELY FOR CHARITABLE PURPOSES; 10 ALEX WOOD DRIVE FORRESTDALE FREE REFORMED EUCALYPT ASSOCIATION INC

WARD : RANFORD
FILE No. : M/769/25
DATE : 26 November 2025
REF : AO
RESPONSIBLE : Executive Director
MANAGER : Corporate Services

In Brief:

- A confidential report is presented as an attachment to this Agenda.

Strategic Implications

4. Leadership
4.1.2 Make decisions that are sound, transparent and strategic

Legal Implications

- *Local Government Act 1995* (as outlined in the confidential report attachment).

Council Policy/Local Law Implications

Nil.

Budget/Financial Implications

As outlined in the confidential report attachment.

Consultation

As outlined in the confidential report attachment.

A Confidential Report is presented as an attachment to this Agenda.

This matter is considered to be confidential under Section 5.23(2)(g) of the Local Government Act, as discussion of this matter in an open meeting would on balance be contrary to the public interest.

RECOMMEND

That Council adopt the recommendation as detailed in the Confidential Report.

***2.6 - APPLICATION TO SEIZE AND SELL MULTIPLE PROPERTIES UNDER
SECTION 6.64 OF THE LOCAL GOVERNMENT ACT 1995***

WARD : RANFORD
FILE No. : M/771/25
DATE : 26 November 2025
REF : AO
RESPONSIBLE : Executive Director
MANAGER : Corporate Services

In Brief:

- A confidential report is presented as an attachment to this Agenda.

Strategic Implications

4. Leadership

Outcome 4.3 Sound financial governance, incorporating economic, social and environmental outcomes

4.3.1 Deliver strategic financial planning for services, asset management and equitable funding.

Legal Implications

- *Local Government Act 1995* (as outlined in the confidential report attachment)

Council Policy/Local Law Implications

As outlined in the confidential report attachment.

Budget/Financial Implications

As outlined in the confidential report attachment.

Consultation

As outlined in the confidential report attachment.

A Confidential Report is presented as an attachment to this Agenda.

This matter is considered to be confidential under Section 5.23(2)(g) of the Local Government Act, as discussion of this matter in an open meeting would on balance be contrary to the public interest.

RECOMMEND

That Council adopt the recommendation as detailed in the Confidential Report.

COUNCILLORS' ITEMS

Nil.

This refers to any brief updates from Councillors from their attendance at Working Group or Advisory Group meetings on which they represent Council.

CHIEF EXECUTIVE OFFICER'S REPORT

Nil.

EXECUTIVE DIRECTOR'S REPORT

Nil.

MEETING DECLARED CLOSED AT _____

CORPORATE SERVICES COMMITTEE		
SUMMARY OF ATTACHMENTS		
9 DECEMBER 2025		
ATT NO.	SUBJECT	PAGE
1.1 LIST OF ACCOUNTS PAID - OCTOBER 2025		
1.1.1	Monthly Cheque and Credit Card Report - October 2025	31
1.1.2	Monthly Fuel Card Transactions - Period Ending 31 October 2025	61
1.1.3	Cabcharge Report - October 2025	65
1.2 STATEMENT OF FINANCIAL ACTIVITY - OCTOBER 2025		
1.2.1	Monthly Financial Report - October 2025	66
1.2.2	Capital Program - October 2025 (\$250K plus)	87
1.2.3	Capital Program - October 2025 (\$250K and under)	89
1.2.4	Small Balance Write Off - Rates - October 2025	93

Accounts Paid and Submitted to Corporate Services Committee Meeting on 9 December 2025

Payments made between 01-Oct-2025 and 31-Oct-2025

<i>Trans#</i>	<i>Date</i>	<i>Payee</i>	<i>Description</i>	<i>Amount</i>
000525	9/10/2025	City of Armadale	Perth Kilt Run Prize	500.00
000526	9/10/2025	City of Armadale-Kelmscott Library	Petty Cash Recoup	34.40
000527	9/10/2025	City of Armadale-Aquatic Centre	Petty Cash Recoup	450.10
000528	9/10/2025	City of Armadale-Visitors Centre	Petty Cash Recoup	201.70
000529	21/10/2025	City of Armadale	Perth Kilt Run Prize	2,991.30
000530	21/10/2025	City of Armadale-Community Services	Petty Cash Recoup	241.80
035007	3/10/2025	Alinta Gas	Gas Charges	737.85
035008	3/10/2025	Armadale Community Family Centre	Mobile Playgroup Event	1,100.00
035009	3/10/2025	Armadale Lock & Key Service	Security & Access Control - UATs	1,312.70
035010	3/10/2025	Australia Post	Rate collection Fees	20,590.18
035011	3/10/2025	Australian Services Union	Australian Services Union Payroll Deductions	489.50
035012	3/10/2025	Beaver Tree Services Aust Pty Ltd	Tree Maintenance - Various Locations	8,611.90
035013	3/10/2025	Browns Sweeping	Sweeping Services - Various Locations	13,860.00
035014	3/10/2025	Byford Bobcats	Hire of Equipment	792.00
035015	3/10/2025	Child Support Agency	Payroll Deductions	2,372.90
035016	3/10/2025	City of Armadale-Social Club	Payroll Deductions	383.40
035017	3/10/2025	Down Under Signs Pty Ltd	Design Services	472.40
035018	3/10/2025	ERS Australia	Waste Management - Rag removal	212.30
035019	3/10/2025	Hays Personnel Services (Aust) Pty Ltd	Hire of Temporary Staff	6,178.41
035020	3/10/2025	Jason Signmakers	Repairs & Maintenance - Bus Shelter repair	20,277.62
035021	3/10/2025	LGRCEU	LGRCEU Payroll Deductions	443.99
035022	3/10/2025	Ixom Operations Pty Ltd	AFAC - Monthly service fees	301.10
035023	3/10/2025	Smoke And Mirrors Audio Visual	Hire of Equipment - Citizen Cermony	1,115.50
035024	3/10/2025	Veolia Recycling and Recovery Pty Ltd	Recycle Service Charges H1	123,746.78
035025	3/10/2025	West Australian Newspaper Limited	Weekly Subscription package	172.80
035026	3/10/2025	Synergy Energy	Electricity Charges - Various Periods	22,964.88
035027	3/10/2025	Apace Aid Incorporated	Gardening Products - Urban Forrest	600.71
035028	3/10/2025	Office Line	Office furniture - Rossiter Pavillion	15,809.20
035029	3/10/2025	E & MJ Rosher Pty Ltd	Parts/Repairs - Plant & Machinery	1,445.25
035030	3/10/2025	Officeworks Business Direct	Stationery	71.00
035031	3/10/2025	Cr Ruth Butterfield	Councillors Allowances Qtr 2	39,406.67
035032	3/10/2025	Serpentine Spring Water	Refreshments	57.00
035033	3/10/2025	Reece Pty Ltd	Parts/Repairs - Parks Shed Stock	7,964.66
035034	3/10/2025	Blueprint Homes (WA) Pty Ltd	Refund Security Deposit	400.00

Accounts Paid and Submitted to Corporate Services Committee Meeting on 9 December 2025

Payments made between 01-Oct-2025 and 31-Oct-2025

<i>Trans#</i>	<i>Date</i>	<i>Payee</i>	<i>Description</i>	<i>Amount</i>
035035	3/10/2025	Crossways Community Services	Catering	50.00
035036	3/10/2025	Ventura Home Group Pty Ltd	Refund Security Deposit	2,800.00
035037	3/10/2025	SSB Pty Ltd	Refund Security Deposit	800.00
035038	3/10/2025	BGC Residential Pty Ltd	Refund Security Deposit	800.00
035039	3/10/2025	TJ Depiazzi & Sons	Landscaping Services	5,135.35
035040	3/10/2025	Affordable Living Homes	Refund Security Deposit	400.00
035041	3/10/2025	Cr Caroline Wielinga	Councillors Allowances Qtr 2	9,940.75
035042	3/10/2025	Red Ink Homes Pty Ltd	Refund Security Deposit	400.00
035043	3/10/2025	Commercial Aquatics Australia	Repairs & Maintenance - AFAC	2,084.50
035044	3/10/2025	Apple Pty Ltd	Computer Equipment	1,257.30
035045	3/10/2025	Beacon Equipment	Parts/Repairs - Landfill Vehicles	3,824.60
035046	3/10/2025	Sonic HealthPlus	Pre Employment Medicals	685.30
035047	3/10/2025	Greenfield Gardening	Landscaping Services	8,781.14
035048	3/10/2025	P W Sanders	Expenses Reimbursement	169.98
035049	3/10/2025	Cr Kerry Busby	Councillors Allowances Qtr 2	9,767.79
035050	3/10/2025	Mastec Australia Pty Ltd	240L Recycling Waste Bins	4,998.40
035051	3/10/2025	Horizon West Landscape & Irrigation	Landscaping Services - Harrisdale	14,839.00
035052	3/10/2025	Dowsing Concrete	Crossover & Concrete Works - Pram ramps	5,676.00
035053	3/10/2025	Mother Earth Gardening & Landscaping	Landscaping Services	528.00
035054	3/10/2025	The Information Management Group Pty Ltd	Building Services - Digitisation Project	6,727.57
035055	3/10/2025	Paperbark Technologies Pty Ltd	Consultancy Services - AFAC	5,764.00
035056	3/10/2025	N M John	Expenses Reimbursement	66.00
035057	3/10/2025	Scott Printers Pty Ltd	Printing	1,522.40
035058	3/10/2025	Frontline Fire & Rescue Equipment	PPE Equipment	528.03
035059	3/10/2025	Downings Electrical Service	Electrical Services	630.28
035060	3/10/2025	Cr Michelle Silver	Councillors Allowances Qtr 2	9,981.74
035061	3/10/2025	Wow Group (WA) Pty Ltd	Refund Security Deposit	400.00
035062	3/10/2025	Densford Civil Pty Ltd	Refund Security Deposit	1,600.00
035063	3/10/2025	Stott & Hoare	Computer Equipment - AFAC	17,215.00
035064	3/10/2025	SEISMA Pty Ltd	Program Management Services	46,750.44
035065	3/10/2025	Hi Tech Security WA Pty Ltd	Security Services - AFAC	4,592.48
035066	3/10/2025	Cr Gary Smith	Councillors Allowances Qtr 2	9,884.39
035067	3/10/2025	Freedom Fairies Pty Ltd	Armadale Multicultural Fair	1,133.00
035068	3/10/2025	LD&D Australia Pty Limited	Refreshments	120.70
035069	3/10/2025	Technogym Australia Pty Ltd	Repairs & Maintenance - AFAC TechnoGym	2,640.00

Accounts Paid and Submitted to Corporate Services Committee Meeting on 9 December 2025

Payments made between 01-Oct-2025 and 31-Oct-2025

<i>Trans#</i>	<i>Date</i>	<i>Payee</i>	<i>Description</i>	<i>Amount</i>
035070	3/10/2025	District Refrigeration & Airconditioning Pty Ltd	Maintenance and Repairs - Armadale Landfill and Recycling Facility	874.50
035071	3/10/2025	Heritage Way Pty Ltd	Parks Maintenance - Various Locations	3,131.81
035072	3/10/2025	V Hansen	Cultural Immersion Tour	412.50
035073	3/10/2025	Cr Shanavas Peter	Councillors Allowances Qtr 2	9,925.78
035074	3/10/2025	Aussie Broadband Pty Ltd	Internet charges - Various Sites	3,914.70
035075	3/10/2025	Complete Resurfacing Solutions	Repairs & Maintenance - AFAC	3,912.70
035076	3/10/2025	The Trustee for Rise Now Trust	Catering - Council Meetings	1,055.40
035077	3/10/2025	Adrienne Bell	Study Assistance Reimbursement	2,969.00
035078	3/10/2025	Materon Investments WA Pty Ltd	Refund Security Deposit	2,000.00
035079	3/10/2025	Total Green Recycling	eWaste Recycling Landfill Site	5,350.80
035080	3/10/2025	ATO PAYG	Tax Payroll Deductions	473,497.00
035081	3/10/2025	Endeavour Homes WA Pty Ltd	Refund Security Deposit	400.00
035082	3/10/2025	City Of Belmont	Long Service Leave Liability	3,136.22
035083	3/10/2025	Cr John Keogh	Councillors Allowances Qtr 2	16,275.35
035084	3/10/2025	Cr Michael Hancock	Councillors Allowances Qtr 2	2,162.00
035085	3/10/2025	Cr Paul Hetherington	Councillors Allowances Qtr 2	2,001.79
035086	3/10/2025	Cr Scott Mosey	Councillors Allowances Qtr 2	2,035.68
035087	3/10/2025	Cr Sartaj Virk	Councillors Allowances Qtr 2	2,094.32
035088	3/10/2025	Cr Keyur Kamdar	Councillors Allowances Qtr 2	2,042.15
035089	3/10/2025	La Vida Australia Pty Ltd	Refund Security Deposit	800.00
035090	3/10/2025	ATC Work Smart INC	Hire of Temporary Staff	277.90
035091	3/10/2025	Harvey Norman	White Goods - Orchard House	1,349.00
035092	3/10/2025	ChoiceOne Pty Ltd	Hire of Temporary Staff	12,562.55
035093	3/10/2025	ABN Residential WA Pty Ltd	Refund Security Deposit	1,600.00
035094	3/10/2025	Movat Pty Ltd	Movat Hosting Fees	58.10
035095	3/10/2025	Simply Perthfect	Marketing and Advertising	2,335.00
035096	3/10/2025	Wizard Pharmacy Kelmscott Stargate	Library Resources	94.50
035097	3/10/2025	ABN Residential WA Pty Ltd	Refund Security Deposit	400.00
035098	3/10/2025	Proline WA Pty Ltd	Asbestos Removal Services	7,497.88
035099	3/10/2025	JJCT Packaging Pty Ltd	Payroll Deductions	15,077.04
035100	3/10/2025	Little People Play	Children's Week Event	1,222.10
035101	3/10/2025	Nature Calls 1 Pty Ltd	Memorial Park - Portable toilet hire	387.50
035102	3/10/2025	Australian HVAC Services	Airconditioning Services	3,850.05
035103	3/10/2025	Cr Sarah Stoneham	Councillors Allowances Qtr 2	9,851.31
035104	3/10/2025	Cr Jiby Joy	Councillors Allowances Qtr 2	1,927.43

Accounts Paid and Submitted to Corporate Services Committee Meeting on 9 December 2025

Payments made between 01-Oct-2025 and 31-Oct-2025

<i>Trans#</i>	<i>Date</i>	<i>Payee</i>	<i>Description</i>	<i>Amount</i>
035105	3/10/2025	Hart Sport Australia Pty Ltd	Retail Items - AFAC	287.50
035106	3/10/2025	Flexi Staff Group Pty Ltd	Hire of Temporary Staff	2,337.22
035107	3/10/2025	Shipping Containers Leasing Pty Ltd	Hire of Equipment	99.00
035108	3/10/2025	Peakstone Global Pty Ltd	Consultancy Services - Risk Management	5,415.00
035109	3/10/2025	Metrowest Service Pty Ltd	Repairs & Maintenance - AFAC	4,819.10
035110	3/10/2025	Bus Hire Comparison Pty Ltd	Bus Hire - Hiking Festival	842.94
035111	3/10/2025	Kylie Payne	Expenses Reimbursement	68.72
035112	3/10/2025	Easisalary Pty Ltd	Payroll Deductions	2,935.39
035113	3/10/2025	Autofix Mechanical Repairs	Repairs & Maintenance - Fleet	1,927.00
035114	3/10/2025	Services Australia - Centrelink	Payroll Deductions	314.19
035115	3/10/2025	AMS Technology Group Pty Ltd	Repairs & Maintenance - AFAC	495.00
035116	3/10/2025	Sanpoint Pty Ltd ATFT Fiore Family Trust	Landscaping Services	8,643.85
035117	3/10/2025	Cornerstone Legal WA Pty Ltd	Legal Services	2,200.00
035118	3/10/2025	Perth Patio Magic Pty Ltd	Refund Security Deposit	400.00
035119	3/10/2025	Booktopia Direct Pty Ltd	Library Resources	62.89
035120	3/10/2025	Evolve Talent Pty Ltd	Hire of Temporary Staff	2,065.23
035121	3/10/2025	Zale Consulting	Staff Training	2,713.32
035122	3/10/2025	Institute of Public Administration Australia WA	Staff Training	410.30
035123	3/10/2025	Lalli Consulting Engineers	Consultancy Services	6,380.00
035124	3/10/2025	Major Traffic Management Pty Ltd	Traffic Management - Wallangarra Adult Riders Club	770.00
035125	3/10/2025	Spicers Australia Pty Ltd	Print Room Consumables	1,423.23
035126	3/10/2025	E-QUAL Disability Consultants	Consultancy Services	6,578.00
035127	3/10/2025	Forrest Rd Fresh	Catering	180.00
035128	3/10/2025	TBB Planning Pty Ltd	Consulting Services - Local Planning Strategy	50,008.20
035129	3/10/2025	Lavan	Trademark Applications Fees	6,040.00
035130	3/10/2025	Boogie Woogie - Move, Dance & Sing	Children's Week Event	800.00
035131	3/10/2025	Dial A Stamp	Stationery	76.50
035132	3/10/2025	The Bottle O Armadale	Catering	1,070.87
035133	3/10/2025	End Food Waste Australia Limited	Stationery	19.57
035134	3/10/2025	Ramachandran Vinothchandar	Pension Concession Refund	33.00
035135	3/10/2025	Exclusive Photobooths WA	Booking of photobooth	150.00
035136	3/10/2025	M J Tenardi & D J Tenardi	Pension Concession Refund	300.95
035137	8/10/2025	Alinta Gas	Gas Charges	1,433.40
035138	8/10/2025	Armadale Newsagency	Library Resources	634.98
035139	8/10/2025	Aslab Pty Ltd	Consultancy Services	1,551.00

Accounts Paid and Submitted to Corporate Services Committee Meeting on 9 December 2025

Payments made between 01-Oct-2025 and 31-Oct-2025

<i>Trans#</i>	<i>Date</i>	<i>Payee</i>	<i>Description</i>	<i>Amount</i>
035140	8/10/2025	BOC Gases Australia Limited	Hire of Equipment	23.89
035141	8/10/2025	BP Australia Pty Ltd	Fuels & Oils - Landfill site	8,111.07
035142	8/10/2025	Browns Sweeping	Sweeping Services	6,116.00
035143	8/10/2025	City of Gosnells	AGLG Catering	357.50
035144	8/10/2025	Coca-Cola Amatil (Aust) Pty Ltd	Hydration Drinks - Depot	633.86
035145	8/10/2025	Curtin University of Technology	Staff Training	1,228.05
035146	8/10/2025	Landgate	Valuation Services	502.64
035147	8/10/2025	Hays Personnel Services (Aust) Pty Ltd	Hire of Temporary Staff	8,002.11
035148	8/10/2025	Heavy Automatics WA Pty Ltd	Fuels & Oils	5,464.78
035149	8/10/2025	Royal Lifesaving Society	Staff Training	163.00
035150	8/10/2025	WA Hino Sales & Service	Parts/Repairs - Fleet	2,227.63
035151	8/10/2025	Water Corporation	Water Usage charges	2,833.46
035152	8/10/2025	Westbooks	Library Resources	1,487.60
035153	8/10/2025	St John Ambulance WA Ltd	First Aid Course	2,128.50
035154	8/10/2025	Technology One Ltd	Consultancy Services	2,197.80
035155	8/10/2025	Officeworks Business Direct	Stationery	361.14
035156	8/10/2025	Sports Turf Technology Pty Ltd	Consultancy Services - Nematode Sports Grounds	7,109.00
035157	8/10/2025	Onhold Magic Pty Ltd	Telephone Charges	110.00
035158	8/10/2025	Countrywide Publications	Advertising	165.00
035159	8/10/2025	Armadale Neighbourhood Watch	Social Priorities service agreement	6,000.00
035160	8/10/2025	J-Corp Pty Ltd - Homestart	Refund Security Deposit	400.00
035161	8/10/2025	SSB Pty Ltd	Refund Security Deposit	400.00
035162	8/10/2025	Valvoline (Australia)	Workshop Oils	9,105.69
035163	8/10/2025	Waterlogic Australia Pty Ltd	Repairs/ Maintenance - Champion Water fountain	139.72
035164	8/10/2025	Natural Area Management & Services	Tree Guard Installation - Harbor Park	3,960.00
035165	8/10/2025	Superior Pak Pty Ltd	Parts/Repairs - Landfill Vehicles	2,834.07
035166	8/10/2025	Mastec Australia Pty Ltd	240L Recycling Waste Bins	45,168.24
035167	8/10/2025	Structerre Consulting Engineers	Consultancy Services - ARRR	5,445.00
035168	8/10/2025	Paperbark Technologies Pty Ltd	Consultancy Services - AFAC	550.00
035169	8/10/2025	ReNew Property Maintenance	Verge Maintenance - Various locations	4,488.00
035170	8/10/2025	Extreme Marquees Pty Ltd	New Marquees AFAC	2,645.00
035171	8/10/2025	WA Structural Consulting Engineers P/L	Consultancy Services	3,520.00
035172	8/10/2025	Metro Filters	Repairs & Maintenance - Springdale Pavilion	623.70
035173	8/10/2025	Hi Tech Security WA Pty Ltd	Security Services - AFAC	552.75
035174	8/10/2025	Security Management Australasia Pty Ltd	IT Maintenance	297.00

Accounts Paid and Submitted to Corporate Services Committee Meeting on 9 December 2025

Payments made between 01-Oct-2025 and 31-Oct-2025

<i>Trans#</i>	<i>Date</i>	<i>Payee</i>	<i>Description</i>	<i>Amount</i>
035175	8/10/2025	On Tap Plumbing & Gas Pty Ltd	Plumbing Services - Gwynne park pavillion	8,026.67
035176	8/10/2025	Quicklee Express Transport & Distribution	Courier Services	585.20
035177	8/10/2025	NewGround Water Services	Playground Replacement Works	1,504.80
035178	8/10/2025	D M Hewston	Expenses Reimbursement	24.00
035179	8/10/2025	Slimline Warehouse Display Shop	Computer Equipment - AFAC	208.94
035180	8/10/2025	Selectro Services	Repairs & Maintenance - AFAC Plant Room	7,562.50
035181	8/10/2025	Aussie Broadband Pty Ltd	Internet Charges	110.00
035182	8/10/2025	QTM Pty Ltd	Traffic Contollers - Champion Drive	1,619.05
035183	8/10/2025	D R Lee	Expenses Reimbursement	438.91
035184	8/10/2025	Rayan Foods Pty Ltd	Catering - Citizen Ceremony	1,227.05
035185	8/10/2025	First Homebuilders Pty Ltd	Refund Security Deposit	400.00
035186	8/10/2025	Kylee Daye	Expenses Reimbursement	255.00
035187	8/10/2025	MDM Entertainment Pty Ltd	Library Resources	4,070.00
035188	8/10/2025	K Nicholson	Armadale Writers' Festival	249.00
035189	8/10/2025	Perth Is OK	COA content Video package	27,423.00
035190	8/10/2025	Penske Australia	Parts/Repairs - Various Plant	1,626.33
035191	8/10/2025	J Paulose	Armadale Young Writers Awards	100.00
035192	8/10/2025	Knights Of The Free Company	Armadale Highland Gathering	500.00
035193	8/10/2025	The Pink Cafe (Kelmscott)	Catering Various Events/Meetings	1,585.00
035194	8/10/2025	Austmag	Mosquito Magnet Application	129.25
035195	8/10/2025	MMM (WA) Pty Ltd	Hire of Equipment - Water truck	10,454.40
035196	8/10/2025	Sandy Taylor Digital Marketing	Monthly Website Maintenance	330.00
035197	8/10/2025	Evolve WA	Staff Training	2,580.00
035198	8/10/2025	Subway Armadale Central	Catering	74.00
035199	8/10/2025	Lauren Jayne Tilly	Expenses Reimbursement	439.68
035200	8/10/2025	ChoiceOne Pty Ltd	Hire of Temporary Staff	15,103.69
035201	8/10/2025	KVS (WA) Pty Ltd	Repairs and Miantennace - Fencing	2,805.00
035202	8/10/2025	4Park Pty Ltd	Signage Board	586.30
035203	8/10/2025	Authentic Security Pty Ltd	Banking Services	1,450.83
035204	8/10/2025	Omada Active Pty Ltd	Community Event - Six Seasons Hike Series	9,900.00
035205	8/10/2025	Ananda Marga Universal Relief Team Ltd	25 26 Service Agreement (60% Paid)	13,043.13
035206	8/10/2025	Karlia Teng	Expenses Reimbursement	20.00
035207	8/10/2025	Donna Turner	Expenses Reimbursement	13.95
035208	8/10/2025	Tyre Power Kelmscott	Parts/Repairs - Plant & Machinery	420.00
035209	8/10/2025	Kwinana WTE Project Co Pty Ltd	Waste to Energy Processing	442,443.36

Accounts Paid and Submitted to Corporate Services Committee Meeting on 9 December 2025

Payments made between 01-Oct-2025 and 31-Oct-2025

<i>Trans#</i>	<i>Date</i>	<i>Payee</i>	<i>Description</i>	<i>Amount</i>
035210	8/10/2025	PBR Plumbing Pty Ltd	Plumbing Services - AFAC	880.00
035211	8/10/2025	Battery World Armadale	Parts/Repairs - Fleet	438.00
035212	8/10/2025	Insurance Smash Repairs	Insurance Excess	500.00
035213	8/10/2025	Natives wa. inc.	Gardening Products	810.24
035214	8/10/2025	M.A.Services Group Pty Ltd	Security Services - Alarm responses	3,417.87
035215	8/10/2025	Constructive Building Consultants	Consultancy Services	1,100.00
035216	8/10/2025	Naomi Jory	Expenses Reimbursement	40.75
035217	8/10/2025	Mandalay Technologies Pty Ltd	Hardware Equipment	2,483.58
035218	8/10/2025	S M W And C Unit Trust	Consultancy Services - Study Hub	1,421.75
035219	8/10/2025	Jackson Asphalt	Repairs & Maintenance - Various Locations	5,850.24
035220	8/10/2025	Spicers Australia Pty Ltd	Print Room Consumables	582.54
035221	8/10/2025	Perth Heavy Tow	Towing Services - TANA Rubbish Compactor	9,900.00
035222	8/10/2025	Nicole P George	Singing Mamas - Service Agreement	2,370.00
035223	8/10/2025	Futuro Nominees Pty Ltd	Parts/Repairs - Concrete	465.00
035224	8/10/2025	The Trustee for Boost Promo Products	Retail Items - Visitors Centre	1,408.00
035225	8/10/2025	Josephine Tye	Expenses Reimbursement	337.00
035226	8/10/2025	Paul Pretorius	Expenses Reimbursement	77.00
035227	8/10/2025	R Mather & C Boyd	Refund - Rates Credit Balance	2,118.68
035228	8/10/2025	Settle On Point	Refund - Rates Credit Balance	1,200.00
035229	8/10/2025	Paolo Verteramo	Security Incentive Scheme Rebate	250.00
035230	8/10/2025	Tara Thill	Sporting Recreation and Development Donation	250.00
035231	8/10/2025	Stalin Puratchipithan	Sporting Recreation and Development Donation	150.00
035232	10/10/2025	Alinta Gas	Gas Charges	265.70
035233	10/10/2025	ALS Library Services Pty Ltd	Library Resources	1,830.09
035234	10/10/2025	Armadale Lock & Key Service	Security & Access Control - UATs	795.80
035235	10/10/2025	Beaver Tree Services Aust Pty Ltd	Tree Pruning and Mulching Services - Various Locations	37,616.98
035236	10/10/2025	Benara Nurseries	Gardening Products	1,306.80
035237	10/10/2025	BOC Gases Australia Limited	AFAC - Dry Ice	94.47
035238	10/10/2025	Browns Sweeping	Sweeping Services	2,200.00
035239	10/10/2025	Concept Media	Wanderfest Socials Post Charges	330.00
035240	10/10/2025	Dept Of Mines, Industry Regulation And Safety	BSL Levy Payments	91,412.81
035241	10/10/2025	Telstra	Equipment & Services Rental	30.00
035242	10/10/2025	WA Hino Sales & Service	Parts/Repairs - Fleet	565.62
035243	10/10/2025	Water Corporation	Water Usage charges	32.13
035244	10/10/2025	St John Ambulance WA Ltd	First Aid Course	74.95

Accounts Paid and Submitted to Corporate Services Committee Meeting on 9 December 2025

Payments made between 01-Oct-2025 and 31-Oct-2025

<i>Trans#</i>	<i>Date</i>	<i>Payee</i>	<i>Description</i>	<i>Amount</i>
035245	10/10/2025	E & MJ Rosher Pty Ltd	Parts/Repairs - Fleet	816.68
035246	10/10/2025	Kleenheat Gas Pty Ltd	Gas Charges	20,471.55
035247	10/10/2025	Classic Trophies And Darts	SLDP Graduation Awards	55.55
035248	10/10/2025	Experience Perth	Advertisement Charges - Destination Perth	7,700.00
035249	10/10/2025	Refresh Waters Pty Ltd	Refreshments	46.00
035250	10/10/2025	Superior Pak Pty Ltd	Parts/Repairs - Landfill Vehicles	366.16
035251	10/10/2025	Beacon Equipment	Parts/Repairs - Landfill Vehicles	197.00
035252	10/10/2025	Imagesource Digital Solutions	Armadale Highland Gathering Billboards	2,557.50
035253	10/10/2025	Sonic HealthPlus	Pre Employment Medicals	556.60
035254	10/10/2025	Lime & Ice	Citizenship Ceremony	300.00
035255	10/10/2025	Greenfield Gardening	Landfill Landscaping Services	8,689.68
035256	10/10/2025	Big W	Library Resources	116.00
035257	10/10/2025	Vorgee Pty Ltd	PPE Equipment	3,240.20
035258	10/10/2025	Western Tree Recyclers	Processing and transport of green waste	7,491.68
035259	10/10/2025	Reva Commercial Pty Ltd	Armadale Arena - Ceiling Repairs	11,506.00
035260	10/10/2025	Instant Toilets & Showers Pty Ltd	Toilet Hire	11,182.41
035261	10/10/2025	Vivid Ads Pty Ltd	Event Supplies	419.95
035262	10/10/2025	Frontline Fire & Rescue Equipment	PPE Equipment	558.80
035263	10/10/2025	E Fire & Safety	Repairs & Maintenance - Honeyeater House	275.00
035264	10/10/2025	Downings Electrical Service	Electrical Services - William Skeet Oval	1,952.02
035265	10/10/2025	7 to 1 Photography	Armadale Highland Gathering	2,695.00
035266	10/10/2025	Stott & Hoare	Computer Equipment - AFAC	3,179.00
035267	10/10/2025	Hi Tech Security WA Pty Ltd	Security Services - AFAC	355.30
035268	10/10/2025	Freedom Fairies Pty Ltd	Armadale Multicultural Fair	550.00
035269	10/10/2025	Auscoinswest	Retail Items - Visitors Centre	849.20
035270	10/10/2025	LD&D Australia Pty Limited	Refreshments	120.70
035271	10/10/2025	NewGround Water Services	Playground Replacement Works - Various Locations	115,947.46
035272	10/10/2025	Intelife Group Limited	Clean BBQ's Various Locations	2,352.71
035273	10/10/2025	JDS Building and Maintenance Services Pty Ltd	Construction Works Springdale Pavilion	75,480.90
035274	10/10/2025	V Hansen	Cultural Immersion Tour	1,000.00
035275	10/10/2025	The Trustee for Rise Now Trust	Catering - Council Meetings	1,501.80
035276	10/10/2025	Action Glass & Aluminium	Repairs & Maintenance - Various Locations	5,550.16
035277	10/10/2025	Penske Australia	Parts/Repairs - Various Plant	5,441.32
035278	10/10/2025	City Of Belmont	Long Service Leave Liability	19,767.49
035279	10/10/2025	A C Tanner	Expenses Reimbursement	10.00

Accounts Paid and Submitted to Corporate Services Committee Meeting on 9 December 2025

Payments made between 01-Oct-2025 and 31-Oct-2025

<i>Trans#</i>	<i>Date</i>	<i>Payee</i>	<i>Description</i>	<i>Amount</i>
035280	10/10/2025	Trayd Australia Pty Ltd	Repairs & Maintenance - AFAC	4,316.40
035281	10/10/2025	4Park Pty Ltd	Repairs & Maintenance - Fleet	424.66
035282	10/10/2025	Ed's Fencing and Landscaping	Hire of Equipment - Hydromulch	11,000.00
035283	10/10/2025	Wash Work Canning Vale Pty Ltd	Wash Garbage Truck	440.00
035284	10/10/2025	Nutton 2IT Pty Ltd	Lights Competition Prize	250.00
035285	10/10/2025	Supa Group Discretionary Trust	Weed Control - Various Locations	18,451.77
035286	10/10/2025	Treeswest Australia Pty Ltd	Tree Assessments	1,540.00
035287	10/10/2025	Australian HVAC Services	Airconditioning Services	495.00
035288	10/10/2025	Flexi Staff Group Pty Ltd	Hire of Temporary Staff	550.69
035289	10/10/2025	Audrey Lazaroo	Expenses Reimbursement	50.19
035290	10/10/2025	Bus Hire Comparison Pty Ltd	Bus Hire - Hiking Festival	3,949.00
035291	10/10/2025	Just Kiss Pty Ltd	Office Equipment	1,110.00
035292	10/10/2025	Docusign Inc	eSignature Subscription Renewal	8,283.60
035293	10/10/2025	Miniquip Hire	Hire of Equipment - Water truck	6,964.65
035294	10/10/2025	Tyre Power Kelmscott	Parts/Repairs - Fleet	1,280.00
035295	10/10/2025	AMS Technology Group Pty Ltd	AFAC - HVAC & Geothermal Contract	2,354.91
035296	10/10/2025	Perth Mattress & Furniture Recycling Company	Landfill Mattress Waste Collections	19,943.55
035297	10/10/2025	Sanpoint Pty Ltd ATFT Fiore Family Trust	Landscaping Services	8,264.65
035298	10/10/2025	Cornerstone Legal WA Pty Ltd	Legal Services	7,618.15
035299	10/10/2025	Battery World Armadale	Parts/Repairs - Fleet	597.00
035300	10/10/2025	Evolve Talent Pty Ltd	Hire of Temporary Staff	2,551.16
035301	10/10/2025	Robert David Price	Armadale Writers Festival	487.00
035302	10/10/2025	Clear Bridge Group Pty Ltd	Events Equipment	2,578.40
035303	10/10/2025	Suzette van Aswegen	Expenses Reimbursement	165.15
035304	10/10/2025	S M W And C Unit Trust	Consulting Fees	517.00
035305	10/10/2025	Jackson Asphalt	Repairs & Maintenance - Various Locations	6,683.05
035306	10/10/2025	Spicers Australia Pty Ltd	Print Room Consumables	437.25
035307	10/10/2025	Market Creations Agency Ptd Ltd	Diwali Lights Competition	8,360.00
035308	10/10/2025	Forrest Rd Fresh	Catering	1,030.00
035309	10/10/2025	Torque Driving Pty Ltd	Staff Training	2,700.00
035310	10/10/2025	Futuro Nominees Pty Ltd	Parts/Repairs - Concrete	415.00
035311	10/10/2025	Site Architecture Studio Pty Ltd	Consultancy Services	5,218.40
035312	10/10/2025	The Trustee for Freeman Trading Trust	Armadale Highland Gathering	3,200.00
035313	10/10/2025	Target Towing Service	Towing Charges	165.00
035314	10/10/2025	Mufid Sain	Expenses Reimbursement	77.00

Accounts Paid and Submitted to Corporate Services Committee Meeting on 9 December 2025

Payments made between 01-Oct-2025 and 31-Oct-2025

<i>Trans#</i>	<i>Date</i>	<i>Payee</i>	<i>Description</i>	<i>Amount</i>
035315	10/10/2025	Amar Khadka	Expenses Reimbursement	76.00
035316	10/10/2025	Ned Douglas	Expenses Reimbursement	273.00
035317	10/10/2025	Aroha Dowson	Expenses Reimbursement	15.00
035318	10/10/2025	Thomas Martin Kavanagh	Refund - Rates Credit Balance	497.74
035319	10/10/2025	ThinkTank Media Pty Ltd	Staff Training	1,534.50
035320	10/10/2025	Barnyard Buddies	Armadales Multicultural Fair	1,600.00
035321	15/10/2025	Armadales Community Family Centre	Mobile Playgroup Event	5,504.40
035322	15/10/2025	Australian Institute of Management (AIM)	Staff Training	4,246.00
035323	15/10/2025	Beaver Tree Services Aust Pty Ltd	Tree Pruning and Mulching Services - Various Locations	27,139.20
035324	15/10/2025	Browns Sweeping	Sweeping Services	1,100.00
035325	15/10/2025	City of Gosnells	AGLG Contribution	162,250.00
035326	15/10/2025	Landgate	Valuation Services	195.60
035327	15/10/2025	Hays Personnel Services (Aust) Pty Ltd	Hire of Temporary Staff	3,579.37
035328	15/10/2025	Jason Signmakers	Locality Sign Project	3,415.95
035329	15/10/2025	Ambius	AFAC - Indoor plant maintenance	2,839.31
035330	15/10/2025	Roleystone Courier	Advertising	850.00
035331	15/10/2025	Royal Lifesaving Society	Staff Training	312.00
035332	15/10/2025	Shire of Serpentine-Jarrahdale	Staff Training	300.00
035333	15/10/2025	Toll Fast	Courier Services	41.93
035334	15/10/2025	WALGA	Staff Training	81.40
035335	15/10/2025	Water Corporation	Water Usage charges	1,451.94
035336	15/10/2025	Synergy Energy	Electricity charges	649.18
035337	15/10/2025	Zipform Pty Ltd	Printing	1,701.26
035338	15/10/2025	Gecko Contracting Turf & Landscaping	Landscaping Services - AFAC	1,320.00
035339	15/10/2025	Technology One Ltd	Consultancy Services	50,530.60
035340	15/10/2025	J-Corp Pty Ltd - Impressions	Refund Security Deposit	800.00
035341	15/10/2025	Officeworks Business Direct	Stationery	224.11
035342	15/10/2025	Serpentine Spring Water	Refreshments	38.00
035343	15/10/2025	Tourism Council WA Limited	Catering - WA Tourism Awards	1,060.00
035344	15/10/2025	Kleenit Pty Ltd	Graffiti Removal Costs	1,869.45
035345	15/10/2025	Blueprint Homes (WA) Pty Ltd	Refund Security Deposit	1,200.00
035346	15/10/2025	Wren Oil	Oil Waste Removal Landfill Site	226.60
035347	15/10/2025	Ventura Home Group Pty Ltd	Refund Security Deposit	2,800.00
035348	15/10/2025	J-Corp Pty Ltd - Homestart	Refund Security Deposit	800.00
035349	15/10/2025	SSB Pty Ltd	Refund Security Deposit	400.00

Accounts Paid and Submitted to Corporate Services Committee Meeting on 9 December 2025

Payments made between 01-Oct-2025 and 31-Oct-2025

<i>Trans#</i>	<i>Date</i>	<i>Payee</i>	<i>Description</i>	<i>Amount</i>
035350	15/10/2025	BGC Residential Pty Ltd	Refund Security Deposit	800.00
035351	15/10/2025	Porter Consulting Engineers	Consultancy Services	1,501.50
035352	15/10/2025	Waterlogic Australia Pty Ltd	Champion Water fountain	846.68
035353	15/10/2025	Affordable Living Homes	Refund Security Deposit	800.00
035354	15/10/2025	Natural Area Management & Services	Tree Guard Installation - Harber Park	836.00
035355	15/10/2025	Red Ink Homes Pty Ltd	Refund Security Deposit	400.00
035356	15/10/2025	Rawlinsons Publishing	Consultancy Services	8,250.00
035357	15/10/2025	Sonic HealthPlus	Pre-employment Medicals	933.90
035358	15/10/2025	Big W	Library Resources	164.01
035359	15/10/2025	Home Group WA Pty Ltd	Refund Security Deposit	400.00
035360	15/10/2025	Carlisle Events Hire Pty Ltd	Hire of Equipment - Armadale Highland Gathering	20,665.70
035361	15/10/2025	Acurix Networks Pty Ltd	Internet Charges	4,878.50
035362	15/10/2025	The Information Management Group Pty Ltd	Building Services - Digitisation Project	1,114.09
035363	15/10/2025	Economic Development Australia Limited	Annual Membership Fee	561.00
035364	15/10/2025	Bollig Design Group Pty Ltd	Design Services - Gwynne Park	8,580.00
035365	15/10/2025	N M John	Expenses Reimbursement	50.00
035366	15/10/2025	Prestige Property Maintenance Pty Ltd	Mowing/Traffic Management - Champion Drive	12,401.40
035367	15/10/2025	Capital Recycling	Gully Spoils and Sweepings	3,474.24
035368	15/10/2025	Bisht Pty Ltd	Library Resources	95.00
035369	15/10/2025	Wow Group (WA) Pty Ltd	Refund Security Deposit	400.00
035370	15/10/2025	Aveling Homes Pty Ltd	Refund Security Deposit	800.00
035371	15/10/2025	Pyro Panther Entertainment	Armadale Highland Gathering	600.00
035372	15/10/2025	Quality Press	Printing - AHAT Booklet	4,488.00
035373	15/10/2025	Pure Homes Pty Ltd	Refund Security Deposit	3,200.00
035374	15/10/2025	Hi Tech Security WA Pty Ltd	Security Services - AFAC	8,573.40
035375	15/10/2025	The Amanda Young Foundation Ltd	Retail Items - Visitors Centre	256.00
035376	15/10/2025	Holden Thomas Massimo Sheppard	Armadale Writers' Festival	535.70
035377	15/10/2025	NewGround Water Services	Playground Replacement Works	15,393.13
035378	15/10/2025	101 Residential Pty Ltd	Refund Security Deposit	800.00
035379	15/10/2025	J M Lyon	Expenses Reimbursement	1,070.00
035380	15/10/2025	West Tip Waste Control Pty Ltd	Verge Collections	106,811.24
035381	15/10/2025	Rentokil Initial Pty Ltd	Sanitary Services - AFAC	1,708.39
035382	15/10/2025	Nunki Antaresia - Fun Faces Perth	Armadale Highland Gathering	2,440.00
035383	15/10/2025	Start Right Homes Pty Ltd	Refund Security Deposit	400.00
035384	15/10/2025	The Calapai Family Trust	GPS Expenses- Various Plants	1,625.80

Accounts Paid and Submitted to Corporate Services Committee Meeting on 9 December 2025

Payments made between 01-Oct-2025 and 31-Oct-2025

<i>Trans#</i>	<i>Date</i>	<i>Payee</i>	<i>Description</i>	<i>Amount</i>
035385	15/10/2025	Envirobook	Library Resources	230.90
035386	15/10/2025	Katherine John Entertainment (KJE)	Armadale Highland Gathering	12,705.00
035387	15/10/2025	Remondis Australia Pty Ltd	Cardboard collection	2,978.72
035388	15/10/2025	Aussie Broadband Pty Ltd	Internet Charges	1,215.50
035389	15/10/2025	Idom Maddington Pty Ltd	Isuzu D Max 4x4 Ute (New Purchase)	64,449.59
035390	15/10/2025	Materon Investments WA Pty Ltd	Refund Security Deposit	2,800.00
035391	15/10/2025	Wormall Civil Pty Ltd	Refund Verge Bond	5,000.00
035392	15/10/2025	Rayan Foods Pty Ltd	Catering - Citizen Ceremony	861.85
035393	15/10/2025	S D Wasley	Armadale Writers' Award	565.00
035394	15/10/2025	MDM Entertainment Pty Ltd	Library Resources	2,397.16
035395	15/10/2025	Quenda Designs	Printing - Armadale flag banners	929.50
035396	15/10/2025	Total Green Recycling	eWaste Recycling Landfill Site	6,523.91
035397	15/10/2025	Event Personnel Australia	Armadale Highland Gathering	7,061.50
035398	15/10/2025	My Homes WA Pty Ltd	Refund Security Deposit	400.00
035399	15/10/2025	Penske Australia	Parts/Repairs - Various Plant	835.73
035400	15/10/2025	Attree Real Estate	Refund - Rates Credit Balance	536.42
035401	15/10/2025	Les Mills Asia Pacific Industries	Community Wellness Program - AFAC	2,544.52
035402	15/10/2025	La Vida Australia Pty Ltd	Refund Security Deposit	1,200.00
035403	15/10/2025	Go Doors Pty Ltd	Armadale Library Roller Door Repairs	880.00
035404	15/10/2025	Dell Financial Services Pty Ltd	Computer Equipment Leases	5,761.80
035405	15/10/2025	ChoiceOne Pty Ltd	Hire of Temporary Staff	8,640.75
035406	15/10/2025	ABN Residential WA Pty Ltd	Refund Security Deposit	1,600.00
035407	15/10/2025	Elite Compliance Pty Ltd	Refund BSL Levy Withdrawn Application	68.50
035408	15/10/2025	Activa Homes Group Pty Ltd	Refund Security Deposit	400.00
035409	15/10/2025	Robert George King	Landscaping Services - Livorno Park	200.00
035410	15/10/2025	Rosanne Case	Roleystone Green Waste	3,696.00
035411	15/10/2025	Declan Simons	Expenses Reimbursement	184.73
035412	15/10/2025	(A)POD Pty Ltd	Architectural Services - Forrestdale Pavilion	7,539.21
035413	15/10/2025	Buffalo Solutions Pty Ltd	Staff Training	6,545.00
035414	15/10/2025	ABN Residential WA Pty Ltd	Refund Security Deposit	400.00
035415	15/10/2025	Amazon Web Services Australia Pty Ltd	IT Subscriptions	537.97
035416	15/10/2025	Wash Work Canning Vale Pty Ltd	Wash Garbage Truck	440.00
035417	15/10/2025	Amazon Commercial Services Pty Ltd	AWS Service Charges	99.77
035418	15/10/2025	Kristy Nita Brown	Armadale Writers' Festival	920.00
035419	15/10/2025	Treeswest Australia Pty Ltd	Tree Assessments	1,650.00

Accounts Paid and Submitted to Corporate Services Committee Meeting on 9 December 2025

Payments made between 01-Oct-2025 and 31-Oct-2025

<i>Trans#</i>	<i>Date</i>	<i>Payee</i>	<i>Description</i>	<i>Amount</i>
035420	15/10/2025	Nature Calls 1 Pty Ltd	Armadale Highland Gathering -Toilet Hire	5,547.50
035421	15/10/2025	Lift Design	Repairs/Maintenace - Admin Building	550.00
035422	15/10/2025	Australian HVAC Services	Air Conditioning & Gas Repairs - Various Locations	2,373.80
035423	15/10/2025	Ultimo Catering & Events Pty Ltd	Catering Various Events/Meetings	3,306.70
035424	15/10/2025	Crayon Australia Pty Ltd	Azure Subscriptions	6,450.38
035425	15/10/2025	Source Business Partners Pty Ltd	Consultancy Services	3,300.00
035426	15/10/2025	Trav & Co Building and Maintenance Pty Ltd	Repairs & Maintenance - AFAC	162.25
035427	15/10/2025	Tyre Power Kelmscott	Parts/Repairs - Fleet	2,080.00
035428	15/10/2025	AMS Technology Group Pty Ltd	Repairs & Maintenance - AFAC	434.50
035429	15/10/2025	Anne Thompson	Expenses Reimbursement	21.40
035430	15/10/2025	Sanpoint Pty Ltd ATFT Fiore Family Trust	Landscaping Services	4,079.57
035431	15/10/2025	Cornerstone Legal WA Pty Ltd	Legal Services	1,952.50
035432	15/10/2025	Barbara Hugill	Expenses Reimbursement	392.46
035433	15/10/2025	Linds Rehabilitation Equipment	AFAC - Disability Equipment Servicing	357.50
035434	15/10/2025	Orchard Espresso	Lights Competition Prize	100.00
035435	15/10/2025	Oakford Stockfeeds	Cat and Dog Food	62.50
035436	15/10/2025	McLeods Lawyers Pty Ltd	Legal Services	957.00
035437	15/10/2025	Insurance Smash Repairs	Insurance Excess	500.00
035438	15/10/2025	Intrinsic Projects Pty Ltd	Refund Security Deposit	400.00
035439	15/10/2025	YHB Group Pty Ltd	Refund Security Deposit	400.00
035440	15/10/2025	Custom Quip Engineering Pty Ltd	Parts/Repairs- Parts	1,325.00
035441	15/10/2025	Ecoleaf Landscaping Pty Ltd	Landscaping Services	1,848.00
035442	15/10/2025	Victoria Purman	Armadale Writers' Festival	1,228.70
035443	15/10/2025	Spicers Australia Pty Ltd	Print Room Consumables	357.50
035444	15/10/2025	Harvey Norman Armadale Electrical	White Goods - Transportable Building	274.00
035445	15/10/2025	Quantum Building Services Pty Ltd	Dismantle Shelter & Dispose	5,361.13
035446	15/10/2025	The Trustee for PFL Unit Trust	Printing	447.15
035447	15/10/2025	Ocean Discovery Education	School Holiday program	500.00
035448	15/10/2025	WA Mermaids Pty Ltd	School Holiday program	418.00
035449	15/10/2025	Futuro Nominees Pty Ltd	Parts/Repairs - Concrete	475.00
035450	15/10/2025	Olight Australia	Minor Equipment	303.92
035451	15/10/2025	Prime Property Valuations Pty Ltd	Refund - Rates Credit Balance	709.72
035452	15/10/2025	MDB PT	Bond Refund	500.00
035453	15/10/2025	Bulldogs 2016 Pty Ltd	Refund - Rates Credit Balance	17,822.94
035454	15/10/2025	Wesleyan Methodist Church WA District	Bond Refund	500.00

Accounts Paid and Submitted to Corporate Services Committee Meeting on 9 December 2025

Payments made between 01-Oct-2025 and 31-Oct-2025

<i>Trans#</i>	<i>Date</i>	<i>Payee</i>	<i>Description</i>	<i>Amount</i>
035455	15/10/2025	Alicia Maltby	Refund - AFAC Membership	115.50
035456	17/10/2025	Armadale Lock & Key Service	Security & Access Control - UATs	505.00
035457	17/10/2025	Australian Services Union	Australian Services Union Payroll Deductions	489.50
035458	17/10/2025	Baileys Fertilisers	Gardening Products	15,180.00
035459	17/10/2025	Beaver Tree Services Aust Pty Ltd	Tree Pruning and Mulching Services - Various Locations	21,381.25
035460	17/10/2025	Benara Nurseries	Gardening Products	949.52
035461	17/10/2025	Browns Sweeping	Sweeping Services - Various Locations	14,916.09
035462	17/10/2025	Byford Bobcats	Hire of Equipment - John Dunn Oval	1,485.00
035463	17/10/2025	Child Support Agency	Payroll Deductions	2,416.17
035464	17/10/2025	City of Armadale-Social Club	Payroll Deductions	372.00
035465	17/10/2025	Landgate	Valuation Services	5,911.00
035466	17/10/2025	Dept of Transport	Vehicle Searches	10.20
035467	17/10/2025	LGRCEU	LGRCEU Payroll Deductions	443.99
035468	17/10/2025	Noise & Vibration Measurement Systems	Parts/Repair - IT	1,085.70
035469	17/10/2025	Royal Lifesaving Society	Staff Training	172.50
035470	17/10/2025	Water Corporation	Water Usage charges	4,346.97
035471	17/10/2025	Synergy Energy	Electricity charges	261,572.22
035472	17/10/2025	Gecko Contracting Turf & Landscaping	Landscaping Services - AFAC	15,180.00
035473	17/10/2025	Officeworks Business Direct	Stationery	393.30
035474	17/10/2025	Western Power Networks	Consultancy Services	550.00
035475	17/10/2025	J De Hadleigh	Perth Kilt Run	950.00
035476	17/10/2025	Blueprint Homes (WA) Pty Ltd	Refund Security Deposit	400.00
035477	17/10/2025	Wren Oil	Oil Waste Removal Landfill Site	1,001.00
035478	17/10/2025	Fulton Hogan Industries Pty Ltd	Repairs/Maintenace - Various Roads	3,999.60
035479	17/10/2025	Natural Area Management & Services	Living Stream Works	792.00
035480	17/10/2025	Superior Pak Pty Ltd	Parts/Repairs - Landfill Vehicles	2,251.75
035481	17/10/2025	AD Engineering International Pty Ltd	IT Subscriptions	1,529.00
035482	17/10/2025	Commercial Aquatics Australia	Parts/Repairs - AFAC	10,835.00
035483	17/10/2025	Apple Pty Ltd	Computer Equipment	1,257.30
035484	17/10/2025	Beacon Equipment	Parts/Repairs - Landfill Vehicles	13,257.00
035485	17/10/2025	Jones Lang Lasalle (WA) Pty Ltd	Monthly Outgoings Orchard House	15,826.55
035486	17/10/2025	Sonic HealthPlus	Pre-employment Medicals	556.60
035487	17/10/2025	Greenfield Gardening	Landfill Landscaping Services	8,278.06
035488	17/10/2025	Direct Trade Supplies Pty Ltd	Fencing materials	565.81
035489	17/10/2025	Big W	Library Resources	82.78

Accounts Paid and Submitted to Corporate Services Committee Meeting on 9 December 2025

Payments made between 01-Oct-2025 and 31-Oct-2025

<i>Trans#</i>	<i>Date</i>	<i>Payee</i>	<i>Description</i>	<i>Amount</i>
035490	17/10/2025	Neopost Australia Pty Ltd	Office supplies	781.00
035491	17/10/2025	Height Safety Solutions	Electrical Services - Cyril Rushton	3,033.75
035492	17/10/2025	Horizon West Landscape & Irrigation	Landscaping Services - Various Locations	7,315.00
035493	17/10/2025	A1 Plaques WA	Maintenance and Repairs - Painting	800.00
035494	17/10/2025	Dowsing Concrete	Crossover & Concrete Works	7,519.60
035495	17/10/2025	Mother Earth Gardening & Landscaping	Landscaping Services	1,859.00
035496	17/10/2025	Paperbark Technologies Pty Ltd	Consultancy Services	440.00
035497	17/10/2025	Economic Development Australia Limited	Annual Membership Fee	2,260.50
035498	17/10/2025	Bollig Design Group Pty Ltd	Design Services	1,754.50
035499	17/10/2025	E Fire & Safety	Repairs & Maintenance- Honeyeater House	2,596.00
035500	17/10/2025	Culture Counts Australia Pty Ltd	Culture Counts annual subscription	1,650.00
035501	17/10/2025	Downings Electrical Service	Electrical Services - William Skeet Oval	11,023.21
035502	17/10/2025	Paramount Electrical Services	Electrical Services - Various Locations	42,461.48
035503	17/10/2025	Hi Tech Security WA Pty Ltd	Security Services - AFAC	5,119.52
035504	17/10/2025	Computers Now Pty Ltd	Parts/Repairs - IT equipment	235.00
035505	17/10/2025	Freedom Fairies Pty Ltd	RKVBFB Open Day	891.00
035506	17/10/2025	LD&D Australia Pty Limited	Refreshments	949.90
035507	17/10/2025	NewGround Water Services	Playground Replacement Works	5,285.50
035508	17/10/2025	Run Energy Pty Limited	Landfill Gas Management	2,742.91
035509	17/10/2025	Botanical Fusion	Event Supplies	250.00
035510	17/10/2025	District Refrigeration & Airconditioning Pty Ltd	Hazardous Waste Disposal - Landfill	940.50
035511	17/10/2025	The Trustee for Rise Now Trust	Catering - Council Meetings	2,487.79
035512	17/10/2025	Idom Maddington Pty Ltd	Repairs & Maintenance - Fleet	72.60
035513	17/10/2025	Wormall Civil Pty Ltd	Refund Verge Bond	5,000.00
035514	17/10/2025	Agrimate	Replacement posts - Kellogg Park	2,968.68
035515	17/10/2025	Tocojopa Pty Ltd	Parts/Repairs - Parts	1,190.24
035516	17/10/2025	International Association for Public Participation	Staff Training	725.00
035517	17/10/2025	Marshall Beattie Automation	Repairs & Maintenance - AFAC	1,262.80
035518	17/10/2025	W Taylor	Art Collection Rotation	975.00
035519	17/10/2025	Quenda Designs	Design Services	1,055.69
035520	17/10/2025	ATO PAYG	Tax Payroll Deductions	488,251.00
035521	17/10/2025	Cat Welfare Society Inc	Cat Collection Fee	1,281.58
035522	17/10/2025	ATC Work Smart INC	Staff Training	137.57
035523	17/10/2025	Austmag	Mosquito Magnet Application	64.63
035524	17/10/2025	GFG Temp Assist	Hire of Temporary Staff	12,776.94

Accounts Paid and Submitted to Corporate Services Committee Meeting on 9 December 2025

Payments made between 01-Oct-2025 and 31-Oct-2025

<i>Trans#</i>	<i>Date</i>	<i>Payee</i>	<i>Description</i>	<i>Amount</i>
035525	17/10/2025	Go Doors Pty Ltd	Repairs & Maintenance - Armadale Library	2,528.90
035526	17/10/2025	Tidy Up	Rubbish Removal - Wyee Park	486.00
035527	17/10/2025	Dell Financial Services Pty Ltd	Computer Equipment Leases	1,666.80
035528	17/10/2025	Marketforce Pty Ltd	Advertising - Cultural Immersion Tour	8,151.00
035529	17/10/2025	Advanced Spatial Technologies Pty Ltd	Annual Acrobat pro Subscription	7,464.60
035530	17/10/2025	Levanta Pty Ltd	Hoist Services	1,138.50
035531	17/10/2025	Amazon Web Services Australia Pty Ltd	Monthly AWS Service Charges	36,963.72
035532	17/10/2025	JJCT Packaging Pty Ltd	Payroll Deductions	16,185.71
035533	17/10/2025	Party On The Green Pty Ltd	Armadale Highland Gathering - Mini Golf	1,606.00
035534	17/10/2025	Linguistico Australia Pty Ltd	Language Translation Rates Booklet 25-26	7,530.60
035535	17/10/2025	Pipe Bands Western Australia	Armadale Highland Gathering	5,000.00
035536	17/10/2025	Roland Earl	Expenses Reimbursement	30.00
035537	17/10/2025	Flow Water Services Pty Ltd	Repairs & Maintenance - AFAC	3,993.00
035538	17/10/2025	Crayon Australia Pty Ltd	Azure Subscriptions	864.77
035539	17/10/2025	Ron Porter	Expenses Reimbursement	299.00
035540	17/10/2025	Sophia Lark	Art installation - WanderFest	820.00
035541	17/10/2025	Easisalary Pty Ltd	Payroll Deductions	3,715.21
035542	17/10/2025	Miniquip Hire	Hire of Equipment	346.50
035543	17/10/2025	Services Australia - Centrelink	Payroll Deductions	314.20
035544	17/10/2025	Tyre Power Kelmscott	Parts/Repairs - fleet	80.00
035545	17/10/2025	AMS Technology Group Pty Ltd	AFAC - HVAC & Geothermal Contract	10,225.45
035546	17/10/2025	Sanpoint Pty Ltd ATFT Fiore Family Trust	Landscaping Services	4,908.95
035547	17/10/2025	PBR Plumbing Pty Ltd	Plumbing Services - AFAC	5,720.00
035548	17/10/2025	RocknRubble Solutions Pty Ltd	C & D Recycling	2,206.60
035549	17/10/2025	Bormaz Contracting Pty Ltd	Fire Break Maintenance Works	14,613.50
035550	17/10/2025	Custom Quip Engineering Pty Ltd	Parts/Repairs- Parts	280.50
035551	17/10/2025	Evolve Talent Pty Ltd	Hire of Temporary Staff	2,065.23
035552	17/10/2025	Newford Pty Ltd	Refreshments	249.00
035553	17/10/2025	Positively Green Pty Ltd	Fertiliser Application - Various Reserve	9,985.80
035554	17/10/2025	Major Traffic Management Pty Ltd	Traffic Management - Forresdale	385.00
035555	17/10/2025	Market Creations Agency Ptd Ltd	Diwali Lights Competition	6,545.00
035556	17/10/2025	Forrest Rd Fresh	Catering	240.00
035557	17/10/2025	Futuro Nominees Pty Ltd	Parts/Repairs - Parts	390.00
035558	17/10/2025	Metro Liquid Waste Services	Waste Extraction Services	2,145.00
035559	17/10/2025	Target Towing Service	Towing Charges	165.00

Accounts Paid and Submitted to Corporate Services Committee Meeting on 9 December 2025

Payments made between 01-Oct-2025 and 31-Oct-2025

<i>Trans#</i>	<i>Date</i>	<i>Payee</i>	<i>Description</i>	<i>Amount</i>
035560	17/10/2025	Lynn Playle	Refund - AFAC Membership	6.78
035561	17/10/2025	Serena Elaine Kingi	Refund - AFAC Membership	33.00
035562	17/10/2025	Anita Audrain	Sporting Recreation and Development Donation	350.00
035563	17/10/2025	Ramaiah Baliah	Crossover Subsidy	400.00
035564	17/10/2025	Industry Kitchens	Office Equipment (Fridge) - AFAC	4,567.20
035565	22/10/2025	Beaver Tree Services Aust Pty Ltd	Tree Pruning and Mulching Services - Various Locations	18,117.00
035566	22/10/2025	Benara Nurseries	Gardening Products	660.55
035567	22/10/2025	BOC Gases Australia Limited	AFAC - Dry Ice	84.94
035568	22/10/2025	BP Australia Pty Ltd	Diesel Fuel Landfill Site	44,669.66
035569	22/10/2025	Landgate	Valuation Services	681.66
035570	22/10/2025	MMJ Real Estate (WA) Pty Ltd	Consultancy Services - Rental Valuation	4,400.00
035571	22/10/2025	Hays Personnel Services (Aust) Pty Ltd	Hire of Temporary Staff	2,805.83
035572	22/10/2025	Jtagz Pty Ltd	Animal Registration Tags	3,529.90
035573	22/10/2025	Noise & Vibration Measurement Systems	Parts/Repairs - IT	1,265.00
035574	22/10/2025	Holcim	Repairs & Maintenance - Roads	2,651.00
035575	22/10/2025	WA Rangers Association Inc	WARA Membership Renewal	800.00
035576	22/10/2025	Water Corporation	Water Usage charges	2,548.60
035577	22/10/2025	Synergy Energy	Electricity Charges - Various Periods	86,273.70
035578	22/10/2025	Gecko Contracting Turf & Landscaping	Landscaping Services - AFAC	3,168.00
035579	22/10/2025	Hello World	Conference Costs	1,982.00
035580	22/10/2025	Officeworks Business Direct	Stationery	83.06
035581	22/10/2025	Magpies Magazine Pty Ltd	One year subscription	57.00
035582	22/10/2025	Urban Development Inst of Australia	Staff Training	275.00
035583	22/10/2025	JB HIFI Group Pty Ltd (Armadale)	Computer Equipment	56.00
035584	22/10/2025	Kleenit Pty Ltd	Graffiti Removal Costs	1,456.40
035585	22/10/2025	Ulverscroft Large Print Books	Library Resources - Audiobook shelf-ready	32,332.13
035586	22/10/2025	Fulton Hogan Industries Pty Ltd	Repairs/Maintenace - Various Roads	3,999.60
035587	22/10/2025	Apple Pty Ltd	Computer Equipment	5,029.20
035588	22/10/2025	Beacon Equipment	Parts/Repairs - Landfill Vehicles	552.80
035589	22/10/2025	Big W	Library Resources	1,099.57
035590	22/10/2025	Height Safety Solutions	Electrical Services - Cyril Rushton	829.40
035591	22/10/2025	Aveling Training & Consulting	Staff Training	375.00
035592	22/10/2025	Statewide Staging Systems	Hire of Equipment - AHG	3,300.00
035593	22/10/2025	LFA First Response	AFAC - First Aid Order	1,056.71
035594	22/10/2025	AlSCO Pty Ltd	Sanitary Services - Various locations	5,490.83

Accounts Paid and Submitted to Corporate Services Committee Meeting on 9 December 2025

Payments made between 01-Oct-2025 and 31-Oct-2025

<i>Trans#</i>	<i>Date</i>	<i>Payee</i>	<i>Description</i>	<i>Amount</i>
035595	22/10/2025	Bollig Design Group Pty Ltd	Design Services	3,300.00
035596	22/10/2025	Stott & Hoare	Computer Equipment - AFAC	1,694.00
035597	22/10/2025	Hi Tech Security WA Pty Ltd	Security Services - AFAC	10,008.38
035598	22/10/2025	The Amanda Young Foundation Ltd	Retail Items - Visitors Centre	279.00
035599	22/10/2025	Slimline Warehouse Display Shop	Computer Equipment - AFAC	286.20
035600	22/10/2025	Geared Construction Pty Ltd	Construction Works - Morgan Park	215,653.43
035601	22/10/2025	MGC Civil	Refund Verge Bond	11,617.00
035602	22/10/2025	Selectro Services	Building Services – HVAC / Controls -AFAC	19,525.00
035603	22/10/2025	Time Critical CPR & First Aid	Staff Training	1,400.00
035604	22/10/2025	QTM Pty Ltd	Traffic Contollers - Champion Drive	4,070.01
035605	22/10/2025	Rayan Foods Pty Ltd	Catering	635.25
035606	22/10/2025	Landcare Weed Control	Weed Control	770.62
035607	22/10/2025	Triodia Scanning Services	Consultancy Services - Armadale Arena PlaySpace	2,758.80
035608	22/10/2025	TJH Training	Staff Training	405.00
035609	22/10/2025	Back Beach Co Pty Ltd	Retail Items - AFAC Kiosk	1,239.20
035610	22/10/2025	Chandler Macleod Group	Hire of Temporary Staff	3,641.19
035611	22/10/2025	IRIS ID Pty Ltd	SunSquirt Monthly fee - AFAC	82.50
035612	22/10/2025	IPEC Pty Ltd	Courier Services	61.40
035613	22/10/2025	The Pink Cafe (Kelmscott)	Catering	279.00
035614	22/10/2025	ATI-Mirage Training and Business Solutions Pty Ltr	Staff Training	1,504.80
035615	22/10/2025	ChoiceOne Pty Ltd	Hire of Temporary Staff	9,468.76
035616	22/10/2025	Trayd Australia Pty Ltd	Repairs & Maintenance - AFAC	1,297.32
035617	22/10/2025	Freeway Water Cartage Pty Ltd	Portable Water Supply	330.00
035618	22/10/2025	ABN Residential WA Pty Ltd	Refund Security Deposit	556.00
035619	22/10/2025	Supa Group Discretionary Trust	Weed Control	627.00
035620	22/10/2025	Treeswest Australia Pty Ltd	Tree Assessments	770.00
035621	22/10/2025	Leonie Helen Thompson	Postcards Distribution - AHAT 2025	599.50
035622	22/10/2025	BBC Digital Perth	Printing	55.00
035623	22/10/2025	Tyre Power Kelmscott	Parts/Repairs - Trailer	40.00
035624	22/10/2025	AMS Technology Group Pty Ltd	AFAC - HVAC & Geothermal Contract	2,315.89
035625	22/10/2025	Sanpoint Pty Ltd ATFT Fiore Family Trust	Landscaping Services	1,848.00
035626	22/10/2025	Linds Rehabilitation Equipment	AFAC - Disability Equipment Servicing	2,512.00
035627	22/10/2025	Bookeasy Australia Pty Ltd	Annual Bookeasy Subscription Fees	330.00
035628	22/10/2025	Battery World Armadale	Parts/Repairs - fleet	600.00
035629	22/10/2025	Ecoleaf Landscaping Pty Ltd	Landscaping Services	2,178.00

Accounts Paid and Submitted to Corporate Services Committee Meeting on 9 December 2025

Payments made between 01-Oct-2025 and 31-Oct-2025

<i>Trans#</i>	<i>Date</i>	<i>Payee</i>	<i>Description</i>	<i>Amount</i>
035630	22/10/2025	Spicers Australia Pty Ltd	Print Room Consumables	631.16
035631	22/10/2025	Diana Catoi	Expenses Reimbursement	82.65
035632	22/10/2025	Westlake Corporation Pty Ltd	Refund Security Deposit	400.00
035633	22/10/2025	Jefeter Estal	Crossover Subsidy	400.00
035634	22/10/2025	T R Green	Refund - Rates Credit Balance	636.51
035635	22/10/2025	Aurora Securities Pty Ltd	Refund - Rates Credit Balance	4,455.43
035636	22/10/2025	Roy Van Moorsel	Crossover Subsidy	400.00
035637	22/10/2025	Bonnie Warren	Crossover Subsidy	400.00
035638	22/10/2025	Balcatta Senior High School	Outside the Frame Art - Competition prize	1,000.00
035639	22/10/2025	Teddy Mpunga	Sporting Recreation and Development Donation	250.00
035640	22/10/2025	Tillbrook Nominees Pty Ltd	Bond Refund	500.00
035641	22/10/2025	Ian Leslie Devlyn	Withdrawal of Building Application refund	61.65
035642	24/10/2025	ALS Library Services Pty Ltd	Library Resources	652.83
035643	24/10/2025	Beaver Tree Services Aust Pty Ltd	Tree Pruning and Mulching Services - Various Locations	38,068.80
035644	24/10/2025	Browns Sweeping	Sweeping Services	2,684.00
035645	24/10/2025	Down Under Signs Pty Ltd	Parts/Repairs - Signage	49.50
035646	24/10/2025	Forestvale Trees Pty Ltd	Gardening Products	396.00
035647	24/10/2025	Railway Avenue Vet Hospital	Animal Euthanasia	3,752.35
035648	24/10/2025	WA Hino Sales & Service	Parts/Repairs - Fleet	740.52
035649	24/10/2025	Water Corporation	Water Usage charges	1,314.26
035650	24/10/2025	Synergy Energy	Electricity charges	74.02
035651	24/10/2025	Dept of Water & Environment Regulation-Waste M	Landfill Levy - Q/E 30.09.25	361,619.98
035652	24/10/2025	Gecko Contracting Turf & Landscaping	Landscaping Services - Various Locations	29,901.85
035653	24/10/2025	Apace Aid Incorporated	Gardening Products - Urban Forrest	371.97
035654	24/10/2025	Office Line	Office Furniture - Rossiter Pavillion	19,580.00
035655	24/10/2025	Hello World	Conference Costs	2,240.00
035656	24/10/2025	E & MJ Roshier Pty Ltd	Parts/Repairs - Plant & Machinery	1,211.80
035657	24/10/2025	Image Embroidery	PPE Equipment	303.05
035658	24/10/2025	Officeworks Business Direct	Stationery	664.06
035659	24/10/2025	Westzone Enterprises Pty Ltd	Rent/Outgoings Armadale Library	55,028.25
035660	24/10/2025	Programmed Property Services Pty Ltd	AFAC - Scheduled Grounds Maintenance	22,657.33
035661	24/10/2025	Superior Pak Pty Ltd	Parts/Repairs - Landfill Vehicles	6,913.41
035662	24/10/2025	Commercial Aquatics Australia	Repairs & Maintenance - AFAC	2,255.00
035663	24/10/2025	Sonic HealthPlus	Pre-employment Medicals	1,391.50
035664	24/10/2025	Greenfield Gardening	Landfill Landscaping Services	8,689.68

Accounts Paid and Submitted to Corporate Services Committee Meeting on 9 December 2025

Payments made between 01-Oct-2025 and 31-Oct-2025

<i>Trans#</i>	<i>Date</i>	<i>Payee</i>	<i>Description</i>	<i>Amount</i>
035665	24/10/2025	Horizon West Landscape & Irrigation	Landscaping Services - Various Locations	14,569.50
035666	24/10/2025	Home Group WA Pty Ltd	Refund Security Deposit	400.00
035667	24/10/2025	Vorgee Pty Ltd	Retail Items - AFAC	4,558.40
035668	24/10/2025	C R Omacini	Expenses Reimbursement	107.43
035669	24/10/2025	Economic Development Australia Limited	Conferences	569.25
035670	24/10/2025	Instant Toilets & Showers Pty Ltd	Toilet Hire	321.61
035671	24/10/2025	Frontline Fire & Rescue Equipment	Repairs & Maintenance - Water tank	728.09
035672	24/10/2025	The Jarrah Celtic Band	Armadale Highland Gathering	1,485.00
035673	24/10/2025	E Fire & Safety	Repairs and Maintenance - Honeyeater House	841.50
035674	24/10/2025	Downings Electrical Service	Electrical Services - William Skeet Oval	561.00
035675	24/10/2025	Stott & Hoare	Computer Equipment - AFAC	3,179.00
035676	24/10/2025	Solargain PV Pty Ltd	Consultancy Services	298.00
035677	24/10/2025	Hi Tech Security WA Pty Ltd	Security Services	621.06
035678	24/10/2025	ELMO Software Limited	IT Services	846.25
035679	24/10/2025	Focus Consulting WA Pty Ltd	Consultancy Services	1,265.00
035680	24/10/2025	SL Building Service Pty Ltd	Armadale Highland Gathering - Main Stage and Audio	8,300.00
035681	24/10/2025	LD&D Australia Pty Limited	Refreshments	120.70
035682	24/10/2025	West Tip Waste Control Pty Ltd	Verge Collections - Various locations	61,868.79
035683	24/10/2025	Belvista Properties	Rent/Outgoings Kelmscott Library	25,039.95
035684	24/10/2025	Priority 1 Fire And Safety Pty Ltd	Staff Training	1,320.00
035685	24/10/2025	AAC Wristbands Australia Pty Ltd	Membership Wristbands and Cards - AFAC	4,862.43
035686	24/10/2025	Diverseco Pty Ltd	Load cells installation and commission - Weightbridge	16,736.50
035687	24/10/2025	The Trustee for Rise Now Trust	Catering	1,122.80
035688	24/10/2025	The Rotary Club of Armadale Incorporated	Quiet Zone Management	500.00
035689	24/10/2025	Zippy Group Pty Ltd	Armadale Highland Gathering - Truck Hire	450.00
035690	24/10/2025	Penske Australia	Parts/Repairs - Fleet	635.25
035691	24/10/2025	NoiseNet Operations Pty Ltd	Annual Licence Fee Renewal	5,000.00
035692	24/10/2025	Billabong Mobile Accomodation PI	Armadale Highland Gathering - Hire of equipment	632.72
035693	24/10/2025	The Pink Cafe (Kelmscott)	Catering	415.00
035694	24/10/2025	Cat Welfare Society Inc	Cat Collection Fee	2,143.20
035695	24/10/2025	Moray and Agnew	Legal Services	1,408.78
035696	24/10/2025	Miracle Recreation Equipment	Repairs & Maintenance - Parks	627.00
035697	24/10/2025	Seven Sins Perth Hills	Diwali Lights Competition Prize	200.00
035698	24/10/2025	Tidy Up	Rubbish Removal - Wyee Park	1,100.00
035699	24/10/2025	Rebecca Hall	Expenses Reimbursement	87.00

Accounts Paid and Submitted to Corporate Services Committee Meeting on 9 December 2025

Payments made between 01-Oct-2025 and 31-Oct-2025

<i>Trans#</i>	<i>Date</i>	<i>Payee</i>	<i>Description</i>	<i>Amount</i>
035700	24/10/2025	Trayd Australia Pty Ltd	Minor Maintenance Works - AFAC	17,218.09
035701	24/10/2025	Examiner Newspapers (WA)	Advertising	1,252.74
035702	24/10/2025	Michelle Bell	Expenses Reimbursement	193.99
035703	24/10/2025	Greenacres Turf Farm	Repairs & Maintenance - Frye Park & Springdale Oval	16,969.26
035704	24/10/2025	Nature Calls 1 Pty Ltd	AHAT Launch - Toilet Hire	480.00
035705	24/10/2025	Australian HVAC Services	Air Conditioning & Gas Repairs - Various Locations	4,609.00
035706	24/10/2025	Flexi Staff Group Pty Ltd	Hire of Temporary Staff	1,168.62
035707	24/10/2025	Kilmore Group Pty Ltd	Construction Works - Study Hub	430,209.36
035708	24/10/2025	Corey O'Brien	Expenses Reimbursement	236.30
035709	24/10/2025	Grafted Studio	Consultancy Services - Urban Forest Strategy	3,213.10
035710	24/10/2025	Mode Design Corp. Pty Ltd	Design Services	3,630.00
035711	24/10/2025	Sanpoint Pty Ltd ATFT Fiore Family Trust	Landscaping Services	8,613.33
035712	24/10/2025	PBR Plumbing Pty Ltd	Plumbing Services - AFAC	5,424.44
035713	24/10/2025	Jordyn Neidig	Expenses Reimbursement	76.31
035714	24/10/2025	Booktopia Direct Pty Ltd	Library Resources	466.99
035715	24/10/2025	McLeods Lawyers Pty Ltd	Legal Services	1,786.40
035716	24/10/2025	Battery World Armadale	Parts/Repairs - Plant & Machinery	838.00
035717	24/10/2025	Ecoleaf Landscaping Pty Ltd	Landscaping Services - Various Locations	35,837.07
035718	24/10/2025	Evolve Talent Pty Ltd	Hire of Temporary Staff	2,551.16
035719	24/10/2025	Schlager Group Pty Ltd	Construction Works- Forrestdale Pavillion	169,393.71
035720	24/10/2025	Spicers Australia Pty Ltd	Print Room Consumables	834.11
035721	24/10/2025	Forrest Rd Fresh	Catering	60.00
035722	24/10/2025	Universal Family Healthcare	2025 / 2026 Service Agreement (60% Paid)	2,631.75
035723	24/10/2025	Target Towing Service	Towing Charges	165.00
035724	24/10/2025	Satyog	Chair yoga session	150.00
035725	24/10/2025	The Men's Table Limited	Social Priorities Service Agreement	9,900.00
035726	24/10/2025	M Sethuraman Panayappan	Bond Refund	300.00
035727	24/10/2025	LJ Hooker City Residential	Refund - Rates Credit Balance	409.89
035728	24/10/2025	Brenda Hill	Baby gift for Welcome Baby to Country event	1,000.00
035729	29/10/2025	Armadale Kelmscott Self Storage	Storage Fee	475.00
035730	29/10/2025	Australian Institute of Management (AIM)	Staff Training	10,560.00
035731	29/10/2025	Tanks for Hire	Hire of Equipment	638.00
035732	29/10/2025	Browns Sweeping	Sweeping Services - Various Locations	41,827.50
035733	29/10/2025	Byford Bobcats	Hire of Equipment - John DunnOval	891.00
035734	29/10/2025	Landgate	Valuation Services	1,213.40

Accounts Paid and Submitted to Corporate Services Committee Meeting on 9 December 2025

Payments made between 01-Oct-2025 and 31-Oct-2025

<i>Trans#</i>	<i>Date</i>	<i>Payee</i>	<i>Description</i>	<i>Amount</i>
035735	29/10/2025	Dept of Local Govt, Sport & Cultural Industries	Refund of Kidsport Credit	165.00
035736	29/10/2025	Hays Personnel Services (Aust) Pty Ltd	Hire of Temporary Staff	8,613.54
035737	29/10/2025	Jason Signmakers	Locality Sign Project	3,668.90
035738	29/10/2025	Local Government Professionals Aust WA	Staff Training	1,390.00
035739	29/10/2025	Lori's Fuel Station	Fuels & Oils	420.59
035740	29/10/2025	Planning Institute of Aust (WA Division)	Advertising	360.00
035741	29/10/2025	Stewart & Heaton Clothing Co Pty Ltd	PPE Equipment	111.63
035742	29/10/2025	Telstra	Telephone Charges - Landline	1,870.00
035743	29/10/2025	WAMRC of Highland Dancing Inc	Armadale Highland Gathering	1,500.00
035744	29/10/2025	Water Corporation	Water Usage charges	18,617.19
035745	29/10/2025	Westbooks	Library Resources	3,519.49
035746	29/10/2025	Synergy Energy	Electricity charges	11,962.21
035747	29/10/2025	Gecko Contracting Turf & Landscaping	Landscaping and Maintenance - Various Locations	127,970.50
035748	29/10/2025	Parks & Leisure Australia	Conferences & Seminars	2,200.00
035749	29/10/2025	St John Ambulance WA Ltd	First Aid Course - CPR & PFA	5,457.38
035750	29/10/2025	Serpentine Spring Water	Refreshments	435.50
035751	29/10/2025	Norm's Doors	Repairs and Maintenance- Cross Park	990.00
035752	29/10/2025	Kleenit Pty Ltd	Graffiti Removal Costs	1,995.95
035753	29/10/2025	SERCUL Inc	Weed Control - Various Locations	67,595.22
035754	29/10/2025	Woodlands Distributors Pty Ltd	Drink Fountain - Freesia & Wattledale Park	11,534.60
035755	29/10/2025	Ricoh Australia Pty Ltd	Nintex Process Manager Subscription	75,925.53
035756	29/10/2025	Natural Area Management & Services	Tree Guard Installation-Harber Park	1,584.00
035757	29/10/2025	Engineering Technology Consultants	Street Lighting Enhancement	2,420.00
035758	29/10/2025	Apple Pty Ltd	Computer Equipment	18,840.57
035759	29/10/2025	Imagesource Digital Solutions	Billboards Advertising	2,557.50
035760	29/10/2025	Jones Lang Lasalle (WA) Pty Ltd	Monthly Outgoings Orchard House	13,605.69
035761	29/10/2025	P W Sanders	Expenses Reimbursement	22.50
035762	29/10/2025	Vanguard Press	Printing	1,344.78
035763	29/10/2025	Carlisle Events Hire Pty Ltd	Armadale Highland Gathering	346.50
035764	29/10/2025	C R Omacini	Expenses Reimbursement	80.04
035765	29/10/2025	Budget Rent a Car	Hire of Motor Vehicle	1,383.28
035766	29/10/2025	Mother Earth Gardening & Landscaping	Landscaping Services	792.00
035767	29/10/2025	Instant Toilets & Showers Pty Ltd	Toilet Hire	11,901.30
035768	29/10/2025	Bolig Design Group Pty Ltd	Consultancy Services -Morgan Park	9,240.00
035769	29/10/2025	N M John	Expenses Reimbursement	93.80

Accounts Paid and Submitted to Corporate Services Committee Meeting on 9 December 2025

Payments made between 01-Oct-2025 and 31-Oct-2025

<i>Trans#</i>	<i>Date</i>	<i>Payee</i>	<i>Description</i>	<i>Amount</i>
035770	29/10/2025	ReNew Property Maintenance	Landscaping Services	1,408.00
035771	29/10/2025	Harley Dykstra Pty Ltd	Consultancy Services	3,135.00
035772	29/10/2025	JJ Richards & Sons Pty Ltd	Site Fees - Confidential Paper- Depot	17.60
035773	29/10/2025	E Fire & Safety	Parts/Repairs - Armadale Hall	253.00
035774	29/10/2025	K L Jennings	Expenses Reimbursement	27.50
035775	29/10/2025	Capital Recycling	Gully Spoils and Sweepings	6,886.44
035776	29/10/2025	Downings Electrical Service	Electrical Services	1,257.06
035777	29/10/2025	7 to 1 Photography	Armadale Highland Gathering	1,628.00
035778	29/10/2025	Aveling Homes Pty Ltd	Refund Security Deposit	400.00
035779	29/10/2025	Visability Ltd	Armadale Highland Gathering - Maps	687.50
035780	29/10/2025	Pacific Biologics Pty Ltd	Cleaning & Sanitation Supplies	7,925.50
035781	29/10/2025	JDSI Consulting Engineers Pty Ltd	Consultancy Services - ARRR	1,870.00
035782	29/10/2025	Freedom Fairies Pty Ltd	Armadale Multicultural Fair	583.00
035783	29/10/2025	LD&D Australia Pty Limited	Refreshments	414.60
035784	29/10/2025	Element Advisory Pty Ltd	Consultancy Services	1,980.00
035785	29/10/2025	Crystal Printing Solutions Pty Ltd	Infringement Notice	462.00
035786	29/10/2025	Spectur Limited	Security Services - CCTV Hire	4,732.20
035787	29/10/2025	West Tip Waste Control Pty Ltd	Verge Collections - Various locations	75,683.89
035788	29/10/2025	TPG Network Pty Ltd	Annual Internet Services	9,448.12
035789	29/10/2025	Complete Resurfacing Solutions	Repairs & Maintenance - AFAC	6,745.20
035790	29/10/2025	Lucas Annese	Expenses Reimbursement	92.54
035791	29/10/2025	Kylee Daye	Expenses Reimbursement	55.95
035792	29/10/2025	RID (Australia)	Pest Control	1,549.90
035793	29/10/2025	Total Green Recycling	eWaste Recycling Landfill Site	5,328.50
035794	29/10/2025	ActiveXchange Pty Ltd	Social Value Reporting Services - ARRR	8,745.00
035795	29/10/2025	Cr Paul Hetherington	Councillors Allowances Qtr 2	7,923.88
035796	29/10/2025	Galaxy 42 Pty Ltd	Consulting Services - OneCouncil	7,920.00
035797	29/10/2025	Cr Scott Mosey	Councillors Allowances Qtr 2	7,923.88
035798	29/10/2025	CHG-Meridian Australia Pty Limited	Print Room Equipment Leases	31,542.02
035799	29/10/2025	The Pink Cafe (Kelmscott)	Catering	278.00
035800	29/10/2025	GFG Temp Assist	Hire of Temporary Staff	11,761.20
035801	29/10/2025	HVG Graphics Pty Ltd	Printing	1,034.00
035802	29/10/2025	Aspect Studios Pty Ltd	Consulting Services -Bird Play Equipment	10,670.00
035803	29/10/2025	Sandy Taylor Digital Marketing	Website Maintenance	80.47
035804	29/10/2025	Dell Financial Services Pty Ltd	Computer Equipment Leases	6,972.67

Accounts Paid and Submitted to Corporate Services Committee Meeting on 9 December 2025

Payments made between 01-Oct-2025 and 31-Oct-2025

<i>Trans#</i>	<i>Date</i>	<i>Payee</i>	<i>Description</i>	<i>Amount</i>
035805	29/10/2025	Shawmac Traffic & Safety Pty Ltd	Road Safety Assessment	2,178.00
035806	29/10/2025	ChoiceOne Pty Ltd	Hire of Temporary Staff	28,695.77
035807	29/10/2025	Classic Hire	Hire of Equipment - Generattor	6,067.29
035808	29/10/2025	Trayd Australia Pty Ltd	Minor Maintenance Works - AFAC	7,075.76
035809	29/10/2025	Thurlby Herb Farm Pty Ltd	Retail Items - Visitors Centre	330.09
035810	29/10/2025	MBGS Holdings Pty Ltd	Repairs & Maintenance - AFAC	308.00
035811	29/10/2025	Wizard Pharmacy Kelmscott Stargate	Library Resources	92.50
035812	29/10/2025	Advantage Glass 2 Pty Ltd	Repairs & Maintenance - AFAC	330.00
035813	29/10/2025	Amazon Web Services Australia Pty Ltd	Monthly AWS Service Charges	34,315.27
035814	29/10/2025	Proline Wa Pty Ltd	Asbestos Removal Services	629.75
035815	29/10/2025	Elite Pool Covers Holdings Pty Ltd	AFAC Pool Covers	1,501.50
035816	29/10/2025	SLR Consulting Australia Pty Ltd	Asbestos Removal Services - Study Hub	5,225.00
035817	29/10/2025	Civil Sciences and Engineering Pty Ltd	Consultancy Services	3,916.00
035818	29/10/2025	Old Macdonald's Travelling Farms W.A East	Champion Centre Event	968.00
035819	29/10/2025	Australian HVAC Services	Air Conditioning & Gas Repairs - Various Locations	8,152.26
035820	29/10/2025	GRA Partners Pty Ltd	Consulting Services - Central Park	11,000.00
035821	29/10/2025	Picnic Tables Hire & Sales Pty Ltd	Armadale Highland Gathering	5,394.40
035822	29/10/2025	Source Business Partners Pty Ltd	Consultancy Services	5,764.88
035823	29/10/2025	Jay Michael Dowling	Charity Donation - AHG	1,000.00
035824	29/10/2025	Safety Barriers WA Pty Ltd	Barrier Repairs & Traffic Management	24,942.50
035825	29/10/2025	Anne Thompson	Expenses Reimbursement	330.00
035826	29/10/2025	Close Protection Security Services Pty Ltd	Security Services - AHG	9,949.23
035827	29/10/2025	Sanpoint Pty Ltd	Landscaping Services - Various Locations	175,617.61
035828	29/10/2025	Cornerstone Legal WA Pty Ltd	Legal Services	11,385.00
035829	29/10/2025	McLeods Lawyers Pty Ltd	Legal Services	6,855.64
035830	29/10/2025	Insurance Smash Repairs	Insurance Excess	500.00
035831	29/10/2025	Visual Media Association	Printing	110.00
035832	29/10/2025	West Australian Football Commission INC	Refund Reserve Bond	273.00
035833	29/10/2025	M.A.Services Group Pty Ltd	Security Services - Alarm Responses	31,572.76
035834	29/10/2025	Positively Green Pty Ltd	Fertiliser Application	968.00
035835	29/10/2025	Naomi Jory	Expenses Reimbursement	60.25
035836	29/10/2025	Kaarli Pty Ltd	Retail Items - Visitors Centre	1,232.00
035837	29/10/2025	Fabco Pty Ltd	Fabrication Works - Weighbridge	38,399.90
035838	29/10/2025	Scott Donaldson	Expenses Reimbursement	185.50
035839	29/10/2025	REALMstudios Pty Ltd	Consultancy Services -Kelmscott Public Realm Strategy	17,705.05

Accounts Paid and Submitted to Corporate Services Committee Meeting on 9 December 2025

Payments made between 01-Oct-2025 and 31-Oct-2025

<i>Trans#</i>	<i>Date</i>	<i>Payee</i>	<i>Description</i>	<i>Amount</i>
035840	29/10/2025	Forrest Rd Fresh	Catering	240.00
035841	29/10/2025	Data Migration Consultants Pty Ltd	Consultancy Services - OneCouncil	12,131.63
035842	29/10/2025	Freestyle Now	Social Priorities Service Agreement	5,610.00
035843	29/10/2025	Mills Group WA	Refund Security Deposit	1,200.00
035844	29/10/2025	Juri Clay Design	Retail Items - Visitors Centre	1,360.00
035845	29/10/2025	Dangerous Delights	Memorial Park - Circus Play	880.00
035846	29/10/2025	Darren Whitford	Expenses Reimbursement	3,155.79
035847	29/10/2025	Exclusive Photobooths	Booking of photobooth	475.00
035848	29/10/2025	Kelmscott Community Garden Inc	General Donation	1,000.00
035849	29/10/2025	Aussie Table Tennis	Outdoor Table Tennis for AFAC Courts Area	3,224.00
035850	29/10/2025	Elizabeth Taaffe	Expenses Reimbursement	450.00
035851	29/10/2025	Montana Finnigan	Bond Refund	500.00
035852	29/10/2025	Eileen Jacobs	Culture Immersion Tour	412.50
035853	29/10/2025	Beverley Riley	Culture Immersion Tour	412.50
035854	29/10/2025	Morton Hansen	Culture Immersion Tour	412.50
035855	29/10/2025	Irene McNamara	Culture Immersion Tour	412.50
035856	29/10/2025	Albert McNamara	Culture Immersion Tour	412.50
035857	31/10/2025	A to Z Signs	Signage - AFAC	518.32
035858	31/10/2025	Able Westchem	AFAC - Pool Chemicals	610.84
035859	31/10/2025	Armadale Lock & Key Service	Security & Access Control - UATs	1,324.00
035860	31/10/2025	J Blackwood & Son Pty Ltd	PPE Equipment	1,367.64
035861	31/10/2025	Australia Post	Postage Charges	29,092.22
035862	31/10/2025	Australian Services Union	Australian Services Union Payroll Deductions	489.50
035863	31/10/2025	DORMA Australia Pty Ltd	AFAC - Reactive auto door servicing	611.11
035864	31/10/2025	Beaver Tree Services Aust Pty Ltd	Tree Pruning and Mulching Services - Various Locations	90,717.55
035865	31/10/2025	Burgess Rawson (WA) Pty Ltd	Water Usage charges - Rail Reserve	118.89
035866	31/10/2025	Byford Bobcats	Hire of Equipment - John Dunn Oval	2,497.00
035867	31/10/2025	Child Support Agency	Payroll Deductions	2,427.90
035868	31/10/2025	City of Armadale-Social Club	Payroll Deductions	366.00
035869	31/10/2025	CJD Equipment Pty Ltd	Parts/Repairs - Turbo Charger	3,836.58
035870	31/10/2025	WINC Australia Pty Ltd	Stationery and Office Supplies - Bulk	17,144.13
035871	31/10/2025	Forestvale Trees Pty Ltd	Gardening Products	99.00
035872	31/10/2025	G.C Sales (WA)	Parts/Repairs - Bin Enclosure (Landfill Site)	286.00
035873	31/10/2025	LGRCEU	LGRCEU Payroll Deductions	419.99
035874	31/10/2025	Ixom Operations Pty Ltd	Cleaning Services	291.39

Accounts Paid and Submitted to Corporate Services Committee Meeting on 9 December 2025

Payments made between 01-Oct-2025 and 31-Oct-2025

<i>Trans#</i>	<i>Date</i>	<i>Payee</i>	<i>Description</i>	<i>Amount</i>
035875	31/10/2025	Downer EDI Works Limited	Hire of Equipment - Various Locations	18,984.35
035876	31/10/2025	Pure Air Filters	Cleaning Services - Fleet	245.30
035877	31/10/2025	Veolia Recycling and Recovery Pty Ltd	Recycle Service Charges H1	182,374.03
035878	31/10/2025	Termico Pest Management	Pest Control	1,936.00
035879	31/10/2025	Total Packaging (WA) Pty Ltd	Cleaning Materials	1,709.40
035880	31/10/2025	Water Corporation	Water Usage charges	2,273.60
035881	31/10/2025	Wurth Australia Pty Ltd	Workshop Consumables	2,227.14
035882	31/10/2025	Hello World	Conference Costs	1,462.00
035883	31/10/2025	Bunnings Building Supplies Pty Ltd	Hardware Consumables	6,552.85
035884	31/10/2025	StrataGreen	Gardening Products - Various Reserves	10,269.60
035885	31/10/2025	Toolmart	Repairs/Parts - Water Pump	2,749.40
035886	31/10/2025	RSEA Pty Ltd	PPE Equipment	1,459.39
035887	31/10/2025	Environmental Industries	Landscaping Services	2,811.11
035888	31/10/2025	Truck Centre (WA) Pty Ltd	Repairs and Maintenance - Fleet	8,202.50
035889	31/10/2025	Data #3 Limited	Computer Equipment	5,492.56
035890	31/10/2025	Apple Pty Ltd	Computer Equipment	123.64
035891	31/10/2025	Beacon Equipment	Parts/Repairs - Landfill Vehicles	184.00
035892	31/10/2025	Rent A Fence Pty Ltd	Hire of Equipment	128.89
035893	31/10/2025	Sonic HealthPlus	Pre-employment Medicals	767.80
035894	31/10/2025	Complete Office Supplies	Office Equipment - Various Locations	6,876.17
035895	31/10/2025	Horizon West Landscape & Irrigation	Weed Control - Various Locations	25,381.59
035896	31/10/2025	Western Tree Recyclers	Processing and transport of green waste	25,465.10
035897	31/10/2025	Mother Earth Gardening & Landscaping	Landscaping Services	4,026.00
035898	31/10/2025	Totally Workwear	PPE Equipment - Various Locations	4,930.33
035899	31/10/2025	E Fire & Safety	Design Services - John Dunn Hall	302.50
035900	31/10/2025	Black Rubber Pty Ltd	Tyres - Various Plant	5,287.45
035901	31/10/2025	AOG Design	AHAT Website Training	165.00
035902	31/10/2025	Workzone Pty Ltd	AFAC - Scheduled Roof & Gutter cleaning	4,048.00
035903	31/10/2025	Talis Consultants	Consultancy Services - Waste Station	2,092.75
035904	31/10/2025	7 to 1 Photography	Armadale Highland Gathering	594.00
035905	31/10/2025	Great Lakes Community Resources Inc	Mattress Collection	6,936.34
035906	31/10/2025	Stott & Hoare	Computer Equipment - AFAC	3,443.00
035907	31/10/2025	Hi Tech Security WA Pty Ltd	Security Services - AFAC	4,800.33
035908	31/10/2025	Urbaqua Ltd	Consultancy Services- Forrestdale Water Monitoring	11,765.60
035909	31/10/2025	Retro Roads	Repairs & Maintenance - AFAC	2,246.91

Accounts Paid and Submitted to Corporate Services Committee Meeting on 9 December 2025

Payments made between 01-Oct-2025 and 31-Oct-2025

<i>Trans#</i>	<i>Date</i>	<i>Payee</i>	<i>Description</i>	<i>Amount</i>
035910	31/10/2025	JB Hi-Fi-Commercial	Computer Equipment	123.08
035911	31/10/2025	BJ Ball	Printing	823.86
035912	31/10/2025	On Tap Plumbing & Gas Pty Ltd	Plumbing Services - Various locations	22,004.59
035913	31/10/2025	Wesroof	Parts/Repairs - Armadale Guides Hall	1,214.33
035914	31/10/2025	Bug Busters Pty Ltd	Pest Control Treatments - Various Locations	6,437.77
035915	31/10/2025	Oracle CMS	Consultancy Services	2,501.62
035916	31/10/2025	LD&D Australia Pty Limited	Refreshments	120.70
035917	31/10/2025	Technogym Australia Pty Ltd	Repairs and Maintenance - AFAC Technogym	176.13
035918	31/10/2025	Agent Sales & Services Pty Ltd	AFAC - Pool Chemicals	4,426.40
035919	31/10/2025	Perrott Painting Maintenance Contract Pty Ltd	AFAC - Carpark Linemarking	819.50
035920	31/10/2025	Level 5 Design Pty Ltd	Consultancy Services - Hilbert District Community Centre	11,759.00
035921	31/10/2025	Marshall's Western Australian Honey	Retail Items - Visitors Centre	511.00
035922	31/10/2025	Intelife Group Limited	Clean BBQ's Various Locations	1,919.19
035923	31/10/2025	GPC Asia Pacific Pty Ltd T/A Cova	Parts/Repairs - Depot Workshop	6,820.08
035924	31/10/2025	The Trustee for Rise Now Trust	Catering - Council Meetings	1,263.00
035925	31/10/2025	Instant Windscreens	Windscreen Repairs - Fleet	765.00
035926	31/10/2025	Action Glass & Aluminium	Repairs & Maintenance - Various Locations	9,429.55
035927	31/10/2025	QTM Pty Ltd	Traffic Management - Various Locations	11,661.46
035928	31/10/2025	Rosmech Sales & Service Pty Ltd	Parts /Repairs - Sweeper	2,048.48
035929	31/10/2025	Idom Maddington Pty Ltd	Isuzu D Max 4x4 Ute (Replacement Vehicle)	64,490.79
035930	31/10/2025	Chemical Essentials Pty Ltd	Sanitation and Cleaning supplies - Various Locations	4,996.20
035931	31/10/2025	Southern Bins Pty Ltd	Hire of Equipment - Skip bins	5,765.00
035932	31/10/2025	Corsign WA Pty Ltd	Signage and Wheel Stops	148.76
035933	31/10/2025	MDM Entertainment Pty Ltd	Library Resources	880.11
035934	31/10/2025	BrightMark Group Pty Ltd	Cleaning Consumables - Various Locations	44,032.14
035935	31/10/2025	Landcare Weed Control	Weed Control - Various Locations	4,537.98
035936	31/10/2025	Motorola Solutions Australia Pty Ltd	Hire of Equipment - AHG	1,061.94
035937	31/10/2025	ATO PAYG	Tax Payroll Deductions	479,358.00
035938	31/10/2025	Nordic Fitness Equipment	Parts/Repairs - AFAC	1,428.00
035939	31/10/2025	Pirtek Canning Vale	Parts/Repairs - Depot	3,310.68
035940	31/10/2025	ATC Work Smart INC	Staff Training	138.95
035941	31/10/2025	Donald Cant Watts Corke	Superintendent Services	10,453.30
035942	31/10/2025	Lauren Jayne Tilly	Expenses Reimbursement	32.00
035943	31/10/2025	Eurotech Group Pty Ltd	Printing	2,285.87
035944	31/10/2025	Zippy Installations Pty Ltd	Repairs & Maintenance - Seating System	2,035.00

Accounts Paid and Submitted to Corporate Services Committee Meeting on 9 December 2025

Payments made between 01-Oct-2025 and 31-Oct-2025

<i>Trans#</i>	<i>Date</i>	<i>Payee</i>	<i>Description</i>	<i>Amount</i>
035945	31/10/2025	360 Health And Community Limited	Social Priorities Service Agreement	24,882.00
035946	31/10/2025	Movat Pty Ltd	Movat Hosting Fees	49.60
035947	31/10/2025	Examiner Newspapers (WA)	Advertising	1,089.00
035948	31/10/2025	Authentic Security Pty Ltd	Banking Services	2,227.68
035949	31/10/2025	Omnicom Media Group Australia Pty Ltd	Advertising - Various events	61,159.13
035950	31/10/2025	Total Eden	Water Management and Irrigation Products - Various locations	42,164.95
035951	31/10/2025	Karragullen cool storage Pty Ltd	Hire of Equipment - Kelmscott Show	1,000.00
035952	31/10/2025	Lochness Landscape Services	Landscaping Services - Various locations	30,569.00
035953	31/10/2025	Flexi Staff Group Pty Ltd	Hire of Temporary Staff	1,168.62
035954	31/10/2025	Elan Energy Matrix Pty Ltd	Tyres Disposal	5,178.38
035955	31/10/2025	Shipping Containers Leasing Pty Ltd	General Purpose - Container Hire	99.00
035956	31/10/2025	Metrowest Service Pty Ltd	Parts / Repairs - AFAC	292.60
035957	31/10/2025	Mader Contracting Pty Ltd	Hire of Temporary Staff	11,182.60
035958	31/10/2025	Allflow Industrial Australia Pty Ltd	Oil Separator Service	2,781.63
035959	31/10/2025	Easisalary Pty Ltd	Payroll Deductions	4,305.50
035960	31/10/2025	The Trustee for OTBT Family Trust	Wanderfest Launch & Catering	312.00
035961	31/10/2025	Services Australia - Centrelink	Payroll Deductions	314.19
035962	31/10/2025	Australian Steel Institute Ltd	Webinar	495.00
035963	31/10/2025	PM Industries Pty Ltd	AFAC - Floor works	6,132.50
035964	31/10/2025	Tyre Power Kelmscott	Parts/Repairs - Trailer	420.00
035965	31/10/2025	Sanpoint Pty Ltd ATFT Fiore Family Trust	Landscaping Services - Various locations	12,784.15
035966	31/10/2025	Booktopia Direct Pty Ltd	Library Resources	109.06
035967	31/10/2025	McLeods Lawyers Pty Ltd	Legal Services	893.20
035968	31/10/2025	Battery World Armadale	Parts/Repairs - Fleet	229.00
035969	31/10/2025	Evolve Talent Pty Ltd	Hire of Temporary Staff	4,130.46
035970	31/10/2025	M.A.Services Group Pty Ltd	Security Services - Alarm Responses	37,859.52
035971	31/10/2025	Positively Green Pty Ltd	Fertiliser Application - Various Reserve	6,974.00
035972	31/10/2025	Major Traffic Management Pty Ltd	Traffic Management - Forresdale	385.00
035973	31/10/2025	Jackson Asphalt	Repairs & Maintenance - Asphalt Works	2,695.00
035974	31/10/2025	Sportsworld of WA	Retail Items - AFAC	693.00
035975	31/10/2025	Innovative Office Services	Armadale Highland Gathering - Caber Replacements	521.42
035976	31/10/2025	R H Hall & K F Inglis	Refund - Rates Credit Balance	12,064.07
035977	31/10/2025	R M Dixon	Refund - Rates Credit Balance	1,999.76
DD001200	1/10/2025	BP Australia Pty Ltd	Bulk Fuel	122,911.80
DD001201	2/10/2025	Commonwealth Bank of Australia	Bank Fees	29,945.59

Accounts Paid and Submitted to Corporate Services Committee Meeting on 9 December 2025

Payments made between 01-Oct-2025 and 31-Oct-2025

<i>Trans#</i>	<i>Date</i>	<i>Payee</i>	<i>Description</i>	<i>Amount</i>
DD001202	1/10/2025	Westpac Banking Corporation	Subscriptions/Fees	27.50
DD001203	1/10/2025	Commonwealth Bank of Australia	Bank Fees	2.53
DD001204	3/10/2025	Commonwealth Bank of Australia	Bank Fees	1.10
DD001205	2/10/2025	The Trustee for Aware Super	Payroll - Net Pay	318,367.20
DD001208	6/10/2025	Commonwealth Bank of Australia	Bank Fees	16.50
DD001209	10/10/2025	Commonwealth Bank of Australia	Bank Fees	0.55
DD001210	13/10/2025	Commonwealth Bank of Australia	Bank Fees	22.55
DD001211	15/10/2025	Toyota Finance Australia Ltd	Leasing	634.34
DD001212	15/10/2025	SG FLeet	Leasing	1,777.63
DD001213	15/10/2025	Commonwealth Bank of Australia	Bank Fees	610.76
DD001214	15/10/2025	Commonwealth Bank of Australia	Bank Fees	0.60
DD001215	15/10/2025	Commonwealth Bank of Australia	Bank Fees	6,097.12
DD001216	15/10/2025	Commonwealth Bank of Australia	Bank Fees	10.00
DD001217	15/10/2025	Commonwealth Bank of Australia	Bank Fees	43.40
DD001218	16/10/2025	Commonwealth Bank of Australia	Bank Fees	1.65
DD001219	20/10/2025	Commonwealth Bank of Australia	Bank Fees	22.00
DD001220	1/10/2025	Les Mills Asia Pacific	Subscriptions/Fees	1,875.68
DD001221	17/10/2025	The Trustee for Aware Super	Payroll - Net Pay	325,468.11
DD001222	1/10/2025	Commonwealth Bank of Australia	Bank Fees	662.89
DD001223	1/10/2025	Commonwealth Bank of Australia	Bank Fees	1,901.82
DD001224	1/10/2025	Commonwealth Bank of Australia	Bank Fees	2,578.62
DD001225	1/10/2025	Commonwealth Bank of Australia	Bank Fees	1,576.34
DD001226	1/10/2025	Commonwealth Bank of Australia	Bank Fees	2,534.95
DD001227	22/10/2025	Commonwealth Bank of Australia	Bank Fees	0.55
DD001228	27/10/2025	Commonwealth Bank of Australia	Bank Fees	17.05
DD001229	30/10/2025	The Trustee for Aware Super	Payroll - Net Pay	320,970.03
DD001230	1/10/2025	Findmypast Australasia Pty Limited	Subscriptions/Fees	940.70
DD001231	1/10/2025	Commonwealth Bank of Australia	Bank Fees	4.00
DD001232	20/10/2025	Commonwealth Bank of Australia	Bank Fees	18.20
DD001241	31/10/2025	Business Fuel Cards Pty Ltd	Fuel Card Payments	15,268.21
A 12/10/2025	12/10/2025	Payroll	Net Payroll	1,624,476.77
A 26/10/2025	26/10/2025	Payroll	Net Payroll	1,601,907.83
			Total	13,438,481.84

Credit Card Transactions Report 26/09/2025 to 27/10/2025

CITY OF

Armadale

Transaction No	Tran Type	Tran Reference	Invoice Date	Amount (\$)	GST	Transaction Description	GL/PC Code	Supporting Paperwork Provided
Credit card Chief Executive Officer				\$9.99				
4828	Invoice/Fee	Testa Inc St Leonards	17/10/2025	\$9.99	\$0.91	Testa subscription	1000-410065-60050-1001	Paperwork Requested
Credit Card - Financial Operations Lead - Financial Services- CBA Card				\$1,443.31				
4851	Invoice	HBR*/SUBSCRIPTION 8009880886 MA	27/09/2025	\$245.00		Harvard Business School Subscription	2310-410072-61200-2017	All Receipts/Paperwork Received
4851	Invoice	APPLE.COM/BILL SYDNEY NSW	28/09/2025	\$13.99	\$1.27	Library Subscription	2300-410072-61170-1001	All Receipts/Paperwork Received
4851	Invoice	AMAZON AU MARKETPLACE SYDNEY AUS	29/09/2025	\$66.99	\$6.09	ICT Equipment	3340-410005-61144-1001	All Receipts/Paperwork Received
4851	Invoice	AMAZON AU MARKETPLACE SYDNEY AUS	29/09/2025	\$66.99	\$6.09	ICT Equipment	3340-410005-61144-1001	All Receipts/Paperwork Received
4851	Invoice	AMAZON AU MARKETPLACE SYDNEY AUS	29/09/2025	\$66.99	\$6.09	ICT Equipment	3340-410005-61144-1001	All Receipts/Paperwork Received
4851	Invoice	AMAZON AU MARKETPLACE SYDNEY AUS	29/09/2025	\$66.99	\$6.09	ICT Equipment	3340-410005-61144-1001	All Receipts/Paperwork Received
4851	Invoice	AMAZON AU MARKETPLACE SYDNEY AUS	29/09/2025	\$66.99	\$6.09	ICT Equipment	3340-410005-61144-1001	All Receipts/Paperwork Received
4851	Invoice	HTTPS//SCRIBE.HOW/8 SAN FRANCISCO CA 29.09US DOLL	5/10/2025	\$44.05		One Council, Change and Training Software \$29 USD monthly	3310-410065-61170-2075	All Receipts/Paperwork Received
4851	Invoice	INTNL TRANSACTION FEE USA	5/10/2025	\$1.10		International Bank Charge	3310-410065-66010-1001	All Receipts/Paperwork Received
4851	Invoice	STARLINK INTERNET Sydney AUS	9/10/2025	\$486.00	\$44.18	Monthly internet charges	3342-410515-61341-1001	All Receipts/Paperwork Received
4851	Invoice	AMZNPRIMEAU MEMBERSHIP SYDNEY SOUTH NSW	13/10/2025	\$9.99	\$0.91	ICT Subscription	3324-410518-61142-1001	All Receipts/Paperwork Received
4851	Invoice	AMZNPRIMEAU MEMBERSHIP SYDNEY SOUTH NSW	22/10/2025	\$9.99	\$0.91	ICT Subscription	3324-410518-61142-1001	All Receipts/Paperwork Received
4851	Invoice	LITTLE ITALY HOTEL SAN DIEGO CA 201.15US DOLLAR	24/10/2025	\$310.46		Fraud Transactions - Card Reported to be closed and disputed transactions will be credited soon	10-9000-9000-99985	All Receipts/Paperwork Received
4851	Invoice	INTNL TRANSACTION FEE USA	24/10/2025	\$7.76		Fraud Transactions - Card Reported to be closed and disputed transactions will be credited soon	10-9000-9000-99985	All Receipts/Paperwork Received
Credit Card - Senior Accounts Payable Officer Financial Services-CBA Card				\$4,118.52				
4836	Invoice	Volunteering WA	26/09/2025	\$454.71	\$41.34	Volunteering WA State Conference	2010-410067-60040-1001	All Receipts/Paperwork Attached
4836	Invoice	Userway.org	26/09/2025	\$75.98	\$0.00	Language translation	3323-410044-61010-1001	All Receipts/Paperwork Attached
4836	Fees	International Transaction Fees	26/09/2025	\$1.90	\$0.00	International Transaction Fees	3323-410044-61010-1001	All Receipts/Paperwork Attached
4836	Invoice	Canva	26/09/2025	\$303.67	\$0.00	Design software subscription	2501-410072-61170-1001	All Receipts/Paperwork Attached
4836	Invoice	Attlassian	27/09/2025	\$16.88	\$0.00	Zephy essential monthly licence	3310-410065-61142-1001	All Receipts/Paperwork Attached
4836	Fees	International Transaction Fees	27/09/2025	\$0.42	\$0.00	International Transaction Fees	3310-410065-61142-1001	All Receipts/Paperwork Attached
4836	Invoice	Mega Hand Car Wash	27/10/2025	\$150.00	\$13.63	Vehicle detailing - AK16561 (P2042)	5000638-PUR-D0373	All Receipts/Paperwork Attached
4836	Invoice	Urlilo	3/10/2025	\$378.25	\$0.00	Monthly website redirection	3340-410006-61142-1001	All Receipts/Paperwork Attached
4836	Fees	International Transaction Fees	3/10/2025	\$9.46	\$0.00	International Transaction Fees	3340-410006-61142-1001	All Receipts/Paperwork Attached
4836	Invoice	Sendgrid	3/10/2025	\$136.64	\$0.00	Automated message service AFAC	2501-410072-61190-1001	All Receipts/Paperwork Attached
4836	Fees	International Transaction Fees	3/10/2025	\$3.42	\$0.00	International Transaction Fees	2501-410072-61190-1001	All Receipts/Paperwork Attached
4836	Invoice	Safety Culture	6/10/2025	\$1,287.29	\$115.20	Subscription Renewal	4010-410074-61330-1001	All Receipts/Paperwork Attached
4836	Invoice	Nash.aus.au	7/10/2025	\$150.00	\$0.00	Steel framed construction handbook	4000-410074-61170-2017	All Receipts/Paperwork Attached
4836	Invoice	Nash.aus.au	9/10/2025	\$150.00	\$0.00	Steel framed construction handbook	4000-410074-61170-2017	All Receipts/Paperwork Attached
4836	Invoice	Testa Motors	10/10/2025	\$400.00	\$0.00	Deposit not needed	5007505-PUR-D0100	All Receipts/Paperwork Attached
4836	Invoice	CASA Levy	13/10/2025	\$40.00	\$0.00	Dome registration renewal	5000-410075-61170-5044	All Receipts/Paperwork Attached
4836	Invoice	Scribe	14/10/2025	\$44.69	\$0.00	Monthly subscription	3310-410065-61170-1072	All Receipts/Paperwork Attached
4836	Fees	International Transaction Fees	14/10/2025	\$1.12	\$0.00	International Transaction Fees	3310-410065-61170-1072	All Receipts/Paperwork Attached
4836	Invoice	Mailchimp	16/10/2025	\$659.67	\$0.00	Email marketing service	3300-410006-61170-1001	All Receipts/Paperwork Attached
4836	Invoice	Zoom.com	17/10/2025	\$325.56	\$0.00	Zoom rooms subscription	2148440-PUR-D0583	All Receipts/Paperwork Attached
4836	Invoice	Amazon Market Place	23/10/2025	\$269.99	\$24.54	Cellular gateway router	3340-410516-61144-5036	All Receipts/Paperwork Attached
4836	Invoice	Userway.org	24/10/2025	\$77.03	\$0.00	Language translation	3323-410044-61010-1001	All Receipts/Paperwork Attached
4836	Invoice	International Transaction Fees	24/10/2025	\$1.93	\$0.00	International Transaction Fees	3323-410044-61010-1001	All Receipts/Paperwork Attached
Finance Performance Lead - Financial Services				\$3,791.24				
0224	Invoice	FACEBK *5UTB62M8W2 FACEBOOK.COM IRL	26/09/2025	\$1,321.00	\$0.00	City events and projects advertising on Facebook and Instagram	1100-410065-61190-1035	All Receipts/Paperwork Received
0224	Invoice	FACEBK *4PG6X2S8W2 FACEBOOK.COM IRL	30/09/2025	\$19.18	\$0.00	Spring into Armadale 2025 - Website Traffic	1210-410042-61190-1001	All Receipts/Paperwork Received
0224	Invoice	FACEBK *4PG6X2S8W2 FACEBOOK.COM IRL	30/09/2025	\$259.99	\$0.00	AFAC - Join for \$1 2025 - Traffic Campaign	2508-410067-61190-1001	All Receipts/Paperwork Received
0224	Invoice	FACEBK *5UTB62M8W2 FACEBOOK.COM IRL	30/09/2025	\$650.07	\$0.00	City events and projects advertising on Facebook and Instagram	1100-410065-61190-1035	All Receipts/Paperwork Received
0224	Invoice	SHUTTERSTOCK IRELAND Dublin 2 IRL	13/10/2025	\$169.00	\$16.90	Stock images subscription	1100-410065-60050-1072	All Receipts/Paperwork Received
0224	Invoice	FACEBK *F7XQCQM7W2 DUBLIN IRL	23/10/2025	\$92.48	\$0.00	Spring into Armadale 2025 - Website Traffic	1210-410042-61190-1001	All Receipts/Paperwork Received
0224	Invoice	FACEBK *F7XQCQM7W2 DUBLIN IRL	23/10/2025	\$27.58	\$0.00	Spring Steps Scenic Stroll Robin Rumble Walk 2025 Traffic campaign	1210-410042-61190-1001	All Receipts/Paperwork Received
0224	Invoice	FACEBK *F7XQCQM7W2 DUBLIN IRL	23/10/2025	\$1,251.94	\$0.00	City events and projects advertising on Facebook and Instagram	1100-410065-61190-1035	All Receipts/Paperwork Received
Grand Total				\$9,363.06				
Executive Manager Corporate Services Name : Michael_Huatniko							Executive Director Corporate Services Name : Isen Lvon. Sengapure	

Monthly Fuel Card Transactions for the Period Ending 31/10/2025								
Business Fuel Card Pty Ltd								
Card No	Fuel Card	Card Owner's Vhicle details	Invoice Date	GST	Actual (Inc GST)	Transaction Description	Account Code	Supporting Paperwork Provided
590351	Fleet Card	Subaru Impreza i Hatch - AK16497 (P2028)	31/10/2025	16.53	181.87	FleetCard Account - P/E 31.10.2025	5001240	Invoice received
590443	Fleet Card	Mitsubishi Triton GLX Single Cab 4x2 - AK16630 (FP612)	31/10/2025	5.39	59.25	FleetCard Account - P/E 31.10.2025	5004589	Invoice received
590468	Fleet Card	Mitsubishi Triton GLX+ Dual Cab 4x4 AK16614 (FP561)	31/10/2025	8.46	93.05	FleetCard Account - P/E 31.10.2025	5005081	Invoice received
590484	Fleet Card	Kia Carnival S Van - AK16557 (FP585)	31/10/2025	9.84	108.19	FleetCard Account - P/E 31.10.2025	5004663	Invoice received
590799	Fleet Card	Kia Carnival PE FWD (Leased) - AK16494 (P2025)	31/10/2025	0.20	2.19	FleetCard Account - P/E 31.10.2025	5001237	Invoice received
590815	Fleet Card	Toyota Corolla Ascent Sport Hybrid Sedan - AK16058 (FP552)	31/10/2025	10.34	113.73	FleetCard Account - P/E 31.10.2025	5004591	Invoice received
590849	Fleet Card	Rubbish Truck - Volvo FE8 Superior Pak Side Loader - AK16486 (FP1519)	31/10/2025	0.20	2.19	FleetCard Account - P/E 31.10.2025	5001113	Invoice received
590906	Fleet Card	Mitsubishi Triton GLX+ Club Cab 4x4 - AK16515 (FP506)	31/10/2025	0.20	2.19	FleetCard Account - P/E 31.10.2025	5001690	Invoice received
590948	Fleet Card	Nissan X-Trail ST - AK16589 (P2051)	31/10/2025	16.46	181.08	FleetCard Account - P/E 31.10.2025	5001263	Invoice received
590989	Fleet Card	Nissan X-Trail ST - AK16583 (P2052)	31/10/2025	18.20	200.19	FleetCard Account - P/E 31.10.2025	5001264	Invoice received
591003	Fleet Card	Toyota Hilux SR 4x2 Dual Cab - 1GOW738 (P1963)	31/10/2025	9.26	101.82	FleetCard Account - P/E 31.10.2025	5001183	Invoice received
591037	Fleet Card	Mazda CX-3 G20 Pure FWD - AK16603 (FP627)	31/10/2025	2.74	30.13	FleetCard Account - P/E 31.10.2025	5005097	Invoice received
591045	Fleet Card	Nissan X-Trail ST - AK16587 (P2049)	31/10/2025	9.41	103.50	FleetCard Account - P/E 31.10.2025	5001261	Invoice received
591052	Fleet Card	Toyota Corolla Ascent Sport Hybrid Hatch - AK16620 (FP668)	31/10/2025	11.20	123.18	FleetCard Account - P/E 31.10.2025	5005137	Invoice received
591136	Fleet Card	Isuzu D-Max SX Dual Cab 4x4 - AK16638 (FP669)	31/10/2025	39.73	437.04	FleetCard Account - P/E 31.10.2025	5005176	Invoice received
591144	Fleet Card	Mitsubishi ASX LS SUV 2WD - AK16681 (FP677)	31/10/2025	8.39	92.26	FleetCard Account - P/E 31.10.2025	5005235	Invoice received
591250	Fleet Card	Mitsubishi ASX LS SUV 2WD - AK16680 (FP678)	31/10/2025	15.71	172.79	FleetCard Account - P/E 31.10.2025	5005240	Invoice received
591318	Fleet Card	Isuzu D-Max SX Dual Cab 4x4 - AK16674 (FP691)	31/10/2025	0.20	2.19	FleetCard Account - P/E 31.10.2025	5005514	Invoice received
591409	Fleet Card	Mitsubishi ASX LS SUV 2WD - AK16682 (FP673)	31/10/2025	11.24	123.64	FleetCard Account - P/E 31.10.2025	5005200	Invoice received
591540	Fleet Card	Toyota Corolla Ascent Sport Hybrid Sedan - AK16059 (FP553)	31/10/2025	9.65	106.18	FleetCard Account - P/E 31.10.2025	5004875	Invoice received
591623	Fleet Card	Isuzu FTS 150/260 4x4 Crew Cab (DFES) AK070 (FP637)	31/10/2025	40.93	450.20	FleetCard Account - P/E 31.10.2025	5000143	Invoice received
591649	Fleet Card	Mitsubishi Triton GLX-R Dual Cab 4x2 - AK16628 (FP564)	31/10/2025	18.29	201.22	FleetCard Account - P/E 31.10.2025	5005322	Invoice received
591664	Fleet Card	Subaru Forester i-Sport AWD Wagon - AK16559 (P2038)	31/10/2025	0.20	2.19	FleetCard Account - P/E 31.10.2025	5001250	Invoice received
591680	Fleet Card	Isuzu D-Max SX Hi Ride Dual Cab 4x2 - AK16671 (FP659)	31/10/2025	0.20	2.19	FleetCard Account - P/E 31.10.2025	5005037	Invoice received
591714	Fleet Card	Mitsubishi Triton GLX Single Cab 4x4 - AK16504 (P2033)	31/10/2025	7.83	86.15	FleetCard Account - P/E 31.10.2025	5001245	Invoice received
591771	Fleet Card	Mitsubishi Triton GLX-R 4x2 Crew Cab - AK16636 (FP567)	31/10/2025	14.95	164.42	FleetCard Account - P/E 31.10.2025	5005297	Invoice received
591839	Fleet Card	Rubbish Truck - Volvo FE8 Superior Pak Side Loader - AK16472 (FP1515)	31/10/2025	0.20	2.19	FleetCard Account - P/E 31.10.2025	5001112	Invoice received
591854	Fleet Card	Rubbish Truck - Volvo FE8 Superior Pak Side Loader - AK050 (FP1508)	31/10/2025	0.20	2.19	FleetCard Account - P/E 31.10.2025	5001108	Invoice received
591870	Fleet Card	Mitsubishi Triton GLX+ Club Cab 4x4 - AK16519 (FP594)	31/10/2025	0.20	2.19	FleetCard Account - P/E 31.10.2025	5004833	Invoice received
591888	Fleet Card	Isuzu D Max SX 4x4 Space Cab with POD - AK018 (FP2034)	31/10/2025	0.20	2.19	FleetCard Account - P/E 31.10.2025	5001332	Invoice received
592001	Fleet Card	Mitsubishi Triton GLX-R Dual Cab 4x2 - AK16521 (FP563)	31/10/2025	15.65	172.17	FleetCard Account - P/E 31.10.2025	5005082	Invoice received
592183	Fleet Card	Isuzu D Max SX 4x4 Space Cab with POD - AK022 (FP2036)	31/10/2025	0.20	2.19	FleetCard Account - P/E 31.10.2025	5001339	Invoice received
592225	Fleet Card	Isuzu D-Max SX Dual Cab 4x2 - AK16607 (FP688)	31/10/2025	8.70	95.70	FleetCard Account - P/E 31.10.2025	5005476	Invoice received
592233	Fleet Card	Nissan X-Trail ST - AK16580 (P2044)	31/10/2025	20.06	220.69	FleetCard Account - P/E 31.10.2025	5001256	Invoice received
592258	Fleet Card	Subaru Forester i-L AWD - AK16596 (FP622)	31/10/2025	24.55	270.09	FleetCard Account - P/E 31.10.2025	5004712	Invoice received
592290	Fleet Card	Nissan X-Trail ST - AK16582 (P2050)	31/10/2025	19.82	218.01	FleetCard Account - P/E 31.10.2025	5001262	Invoice received

592423	Fleet Card	Isuzu D Max SX 4x4 Space Cab with POD - AK028 (FP2035)	31/10/2025	0.20	2.19	FleetCard Account - P/E 31.10.2025	5000135	Invoice received
592498	Fleet Card	Mazda CX8 Touring FWD Wagon - AK043 (P2039)	31/10/2025	28.32	311.54	FleetCard Account - P/E 31.10.2025	5000131	Invoice received
592530	Fleet Card	Subaru Forester i-S AWD - AK16562 (FP625)	31/10/2025	41.44	455.88	FleetCard Account - P/E 31.10.2025	5004779	Invoice received
592647	Fleet Card	Isuzu D-Max SX Dual Cab 4x2 - AK16641 (FP675)	31/10/2025	32.61	358.69	FleetCard Account - P/E 31.10.2025	5005218	Invoice received
592720	Fleet Card	Isuzu MU-X LS-M 4x2 - AK16608 (FP671)	31/10/2025	0.20	2.19	FleetCard Account - P/E 31.10.2025	5005187	Invoice received
592738	Fleet Card	Nissan X-Trail ST - AK16590 (P2053)	31/10/2025	20.87	229.57	FleetCard Account - P/E 31.10.2025	5001265	Invoice received
592761	Fleet Card	Mitsubishi Triton GLX-R Dual Cab 4x2 - AK16511 (FP532)	31/10/2025	23.29	256.19	FleetCard Account - P/E 31.10.2025	5001691	Invoice received
592837	Fleet Card	Isuzu D Max SX 4x4 Crew Cab - SES General Rescue Utility - AK063 (P644)	31/10/2025	6.30	69.31	FleetCard Account - P/E 31.10.2025	5001142	Invoice received
592860	Fleet Card	Isuzu D-Max SX Dual Cab 4x4 - AK16643 (FP650) Mosquito Management	31/10/2025	27.06	297.67	FleetCard Account - P/E 31.10.2025	5005102	Invoice received
592910	Fleet Card	Mitsubishi Triton GLX+ Dual Cab 4x4 - AK16635 (FP573)	31/10/2025	0.20	2.19	FleetCard Account - P/E 31.10.2025	5005310	Invoice received
593017	Fleet Card	Mitsubishi Triton GLX-R Dual Cab 4x2 - AK16613 (FP568)	31/10/2025	0.20	2.19	FleetCard Account - P/E 31.10.2025	5005142	Invoice received
593033	Fleet Card	Toyota Corolla Ascent Hybrid Sport Sedan - AK16621 (FP555)	31/10/2025	10.64	117.06	FleetCard Account - P/E 31.10.2025	5005079	Invoice received
593058	Fleet Card	Mitsubishi Triton GLX Single Cab 4x2 - AK16631 (FP560)	31/10/2025	25.47	280.18	FleetCard Account - P/E 31.10.2025	5005080	Invoice received
593090	Fleet Card	Toyota Corolla Ascent Sport Hybrid Hatch - AK15726 (FP554)	31/10/2025	7.95	87.46	FleetCard Account - P/E 31.10.2025	5004837	Invoice received
593108	Fleet Card	Subaru Forester i-L AWD - AK16595 (FP665)	31/10/2025	16.46	181.06	FleetCard Account - P/E 31.10.2025	5005113	Invoice received
593124	Fleet Card	Mazda 6 Sport Wagon - AK16478 (P2045)	31/10/2025	17.27	189.99	FleetCard Account - P/E 31.10.2025	5001257	Invoice received
593157	Fleet Card	Mitsubishi Triton GLX+ Dual Cab 4x4 - AK16524 (FP2054)	31/10/2025	42.93	472.19	FleetCard Account - P/E 31.10.2025	5001266	Invoice received
593165	Fleet Card	Subaru Forester i AWD - AK16558 (FP592)	31/10/2025	10.51	115.56	FleetCard Account - P/E 31.10.2025	5004649	Invoice received
593181	Fleet Card	Subaru Impreza i Hatch - AK16482 (FP2014)	31/10/2025	19.36	212.99	FleetCard Account - P/E 31.10.2025	5001226	Invoice received
593199	Fleet Card	Nissan X-Trail ST - AK16581 (P2047)	31/10/2025	25.72	282.92	FleetCard Account - P/E 31.10.2025	5001259	Invoice received
593207	Fleet Card	Subaru Forester i-Sport AWD - AK16555 (P2043)	31/10/2025	12.77	140.44	FleetCard Account - P/E 31.10.2025	5000128	Invoice received
593215	Fleet Card	Isuzu D-Max SX Dual Cab 4x2 - AK16640 (FP670)	31/10/2025	20.11	221.21	FleetCard Account - P/E 31.10.2025	5005182	Invoice received
593231	Fleet Card	Mazda 6 Sport Wagon - AK16479 (P2048)	31/10/2025	22.65	249.12	FleetCard Account - P/E 31.10.2025	5001260	Invoice received
593249	Fleet Card	Toyota Corolla Ascent Sport Hybrid Sedan - AK16619 (FP556)	31/10/2025	5.65	62.14	FleetCard Account - P/E 31.10.2025	5005061	Invoice received
593272	Fleet Card	Rubbish Truck - Volvo FE8 Superior Pak Side Loader - AK16471 (FP1514)	31/10/2025	0.20	2.19	FleetCard Account - P/E 31.10.2025	5001111	Invoice received
593306	Fleet Card	Subaru Forrester i (AWD) - AK16593 (FP605)	31/10/2025	18.70	205.73	FleetCard Account - P/E 31.10.2025	5004898	Invoice received
593322	Fleet Card	Isuzu MU-X LS-T 4x4 - 1HWQ859 (FP543)	31/10/2025	26.62	292.84	FleetCard Account - P/E 31.10.2025	5004831	Invoice received
593330	Fleet Card	Mitsubishi Triton GLX+ Dual Cab 4x4 - AK16508 (FP528)	31/10/2025	0.20	2.19	FleetCard Account - P/E 31.10.2025	5001687	Invoice received
593389	Fleet Card	Mazda CX-5 Maxx Sport FWD - AK16602 (FP591)	31/10/2025	23.51	258.62	FleetCard Account - P/E 31.10.2025	5004660	Invoice received
593413	Fleet Card	Mazda CX-5 Maxx Sport FWD SUV - AK16601 (FP590)	31/10/2025	18.78	206.56	FleetCard Account - P/E 31.10.2025	5004661	Invoice received
593454	Fleet Card	Mitsubishi Triton GLX+ Club Cab 4x4 - AK16518 (FP593)	31/10/2025	0.20	2.19	FleetCard Account - P/E 31.10.2025	5001334	Invoice received
593462	Fleet Card	Ford Everest Ambiente 4x4 Wagon Auto - 1HSS309 (FP549)	31/10/2025	11.78	129.61	FleetCard Account - P/E 31.10.2025	5004584	Invoice received
593488	Fleet Card	Rubbish Truck - Volvo FE8 Superior Pak Side Loader - AK16305 (FP1509)	31/10/2025	0.20	2.19	FleetCard Account - P/E 31.10.2025	5001109	Invoice received
593538	Fleet Card	Mitsubishi Triton GLX-R Dual Cab 4x2 - AK16617 (FP596)	31/10/2025	42.09	463.00	FleetCard Account - P/E 31.10.2025	5005068	Invoice received
593595	Fleet Card	Mitsubishi Triton GLX-R Dual Cab 4x2 - AK16633 (FP575)	31/10/2025	30.84	339.19	FleetCard Account - P/E 31.10.2025	5005319	Invoice received
593603	Fleet Card	Subaru Impreza i Hatch - AK053 (FP2030)	31/10/2025	0.20	2.19	FleetCard Account - P/E 31.10.2025	5001242	Invoice received
593629	Fleet Card	Toyota Landcruiser SES Troop Carrier - 1EMW805 (P626)	31/10/2025	0.20	2.19	FleetCard Account - P/E 31.10.2025	5001139	Invoice received
593710	Fleet Card	Isuzu MU-X LS-M 4x4 - AK16605 (FP497)	31/10/2025	21.93	241.24	FleetCard Account - P/E 31.10.2025	5004585	Invoice received
593728	Fleet Card	Toyota Landcruiser Light Tanker MK70 4x4 (DFES) - 1HTN967 (FP606)	31/10/2025	10.07	110.73	FleetCard Account - P/E 31.10.2025	5005083	Invoice received
593751	Fleet Card	Subaru Forester i AWD - AK16594 (FP657)	31/10/2025	24.63	270.89	FleetCard Account - P/E 31.10.2025	5005029	Invoice received
593769	Fleet Card	Subaru Forester i AWD - AK16591 (FP604)	31/10/2025	23.93	263.26	FleetCard Account - P/E 31.10.2025	5004717	Invoice received
593884	Fleet Card	Subaru Forester i-L AWD Wagon - AK16560 (P2041)	31/10/2025	21.95	241.43	FleetCard Account - P/E 31.10.2025	5001253	Invoice received
593918	Fleet Card	Isuzu NPS AMT 75/155 Crew Cab - SES General Rescue / Storm Truck (DFES) - AK060 (FP647)	31/10/2025	16.78	184.56	FleetCard Account - P/E 31.10.2025	5000137	Invoice received

593926	Fleet Card	Mitsubishi Triton GLX+ Club Cab 4x4 - AK16634 (FP510)	31/10/2025	0.20	2.19	FleetCard Account - P/E 31.10.2025	5005075	Invoice received
593959	Fleet Card	Mitsubishi Triton GLX+ Dual Cab 4x4 - AK16616 (FP565)	31/10/2025	10.02	110.19	FleetCard Account - P/E 31.10.2025	5005272	Invoice received
815295	Fleet Card	Volkswagen Caddy Cargo TSI220 Van - AK16689 (FP672)	31/10/2025	15.98	175.78	FleetCard Account - P/E 31.10.2025	5005192	Invoice received
915749	Fleet Card	Toyota Hiace SES Commuter Bus - 15SES (P628)	31/10/2025	0.20	2.19	FleetCard Account - P/E 31.10.2025	5001140	Invoice received
123731	Fleet Card	BYD ATTO 3 Extended EV SUV - AK16657 (FP682)	31/10/2025	12.18	133.94	FleetCard Account - P/E 31.10.2025	5005821	Invoice received
124010	Fleet Card	BYD Seal Dynamic EV Sedan - AK16659 (FP683)	31/10/2025	6.61	72.69	FleetCard Account - P/E 31.10.2025	5005823	Invoice received
289870	Fleet Card	Mitsubishi Triton GLX-R Dual Cab 4x2 - AK16629 (FP582)	31/10/2025	10.56	116.19	FleetCard Account - P/E 31.10.2025	5005073	Invoice received
357016	Fleet Card	Rubbish Truck - Dennis Eagle Elite 2 with Superior Pak Body - AK16062 (FP536)	31/10/2025	0.20	2.19	FleetCard Account - P/E 31.10.2025	5001688	Invoice received
357024	Fleet Card	Rubbish Truck - Dennis Eagle Elite 2 with Superior Pak Body - AK16065 (FP534)	31/10/2025	0.20	2.19	FleetCard Account - P/E 31.10.2025	5001685	Invoice received
357313	Fleet Card	Rubbish Truck - Dennis Eagle Elite 2 with Superior Pak Body - AK16063 (FP537)	31/10/2025	0.20	2.19	FleetCard Account - P/E 31.10.2025	5001692	Invoice received
357412	Fleet Card	Rubbish Truck - Dennis Eagle Elite 2 with Superior Pak Body - AK16066 (FP535)	31/10/2025	0.20	2.19	FleetCard Account - P/E 31.10.2025	5001686	Invoice received
358121	Fleet Card	Rubbish Truck - Dennis Eagle Elite 2 with Superior Pak Body - AK16663 (FP620)	31/10/2025	0.20	2.19	FleetCard Account - P/E 31.10.2025	5004587	Invoice received
358840	Fleet Card	Rubbish Truck - Dennis Eagle Elite 2 with Superior Pak Body - AK16664 (FP621)	31/10/2025	0.20	2.19	FleetCard Account - P/E 31.10.2025	5004588	Invoice received
358857	Fleet Card	Rubbish Truck - Dennis Eagle Elite 2 with Superior Pak Body - AK16662 (FP617)	31/10/2025	0.20	2.19	FleetCard Account - P/E 31.10.2025	5004586	Invoice received
630214	Fleet Card	Mitsubishi ASX LS SUV 2WD - AK16691 (FP660)	31/10/2025	8.31	91.45	FleetCard Account - P/E 31.10.2025	5005041	Invoice received
641385	Fleet Card	Isuzu FTS 150/260 4x4 Crew Cab (DFES) AK061 (FP638)	31/10/2025	0.20	2.19	FleetCard Account - P/E 31.10.2025	5000146	Invoice received
895015	Fleet Card	Hyundai IONIQ 5 Dynamic 2WD 84KWH - AK16749 (FP703)	31/10/2025	0.20	2.19	FleetCard Account - P/E 31.10.2025	5006168	Invoice received
944284	Fleet Card	Mitsubishi ASX LS SUV 2WD - AK16690 (FP661)	31/10/2025	32.30	355.34	FleetCard Account - P/E 31.10.2025	5005062	Invoice received
944904	Fleet Card	Mitsubishi ASX LS SUV 2WD - AK16697 (FP663)	31/10/2025	16.69	183.57	FleetCard Account - P/E 31.10.2025	5005092	Invoice received
951198	Fleet Card	Mitsubishi ASX LS SUV 2WD - AK16698 (FP666)	31/10/2025	25.56	281.14	FleetCard Account - P/E 31.10.2025	5005121	Invoice received
954903	Fleet Card	Mitsubishi ASX LS SUV 2WD - AK16700 (FP664)	31/10/2025	33.82	371.97	FleetCard Account - P/E 31.10.2025	5005108	Invoice received
018302	Fleet Card	Isuzu D-Max LS-M Dual Cab 4x4 - AK16668 (FP624)	31/10/2025	8.56	94.19	FleetCard Account - P/E 31.10.2025	5004766	Invoice received
025919	Fleet Card	Isuzu D-Max SX Dual Cab Chassis 4x4 - AK16725 (FP697)	31/10/2025	0.20	2.19	FleetCard Account - P/E 31.10.2025	5005976	Invoice received
153109	Fleet Card	Toyota Corolla Ascent Hybrid Hatch (Leased) - AK16060 (FP588)	31/10/2025	11.83	130.16	FleetCard Account - P/E 31.10.2025	5004662	Invoice received
351521	Fleet Card	Subaru Forrester i AWD - AK16592 (FP603)	31/10/2025	32.18	353.97	FleetCard Account - P/E 31.10.2025	5004797	Invoice received
352230	Fleet Card	Isuzu D-Max SX Dual Cab Chassis 4x4 (Leased) - AK16726 (FP692)	31/10/2025	10.58	116.41	FleetCard Account - P/E 31.10.2025	5005828	Invoice received
778038	Fleet Card	Mazda CX8 G25 Sport SUV FWD (FP656) - AK9795	31/10/2025	4.79	52.65	FleetCard Account - P/E 31.10.2025	5004994	Invoice received
892946	Fleet Card	Toyota Landcruiser V8 Light Tanker Fire Unit - AK15897 (FP623)	31/10/2025	0.20	2.19	FleetCard Account - P/E 31.10.2025	5000124	Invoice received
959745	Fleet Card	BYD ATTO 3 Extended EV SUV - AK16658 (FP681)	31/10/2025	0.20	2.19	FleetCard Account - P/E 31.10.2025	5005822	Invoice received
069536	Fleet Card	Mitsubishi ASX LS SUV 2WD - AK16686 (FP667)	31/10/2025	7.24	79.66	FleetCard Account - P/E 31.10.2025	5005132	Invoice received
070138	Fleet Card	Mitsubishi ASX LS SUV 2WD - AK16685 (FP662)	31/10/2025	21.89	240.74	FleetCard Account - P/E 31.10.2025	5005087	Invoice received
358509	Fleet Card	Toyota Fortuner GXL - 11ME445 (FP702)	31/10/2025	20.87	229.59	FleetCard Account - P/E 31.10.2025	5006563	Invoice received
207986	Fleet Card	Isuzu D-Max SX Space Cab 4x4 with Ranger POD - AK16729 (FP684)	31/10/2025	0.20	2.19	FleetCard Account - P/E 31.10.2025	5005437	Invoice received
211129	Fleet Card	Isuzu D-Max SX Dual Cab 4x4 - AK16730 (FP705)	31/10/2025	0.20	2.19	FleetCard Account - P/E 31.10.2025	5006817	Invoice received
484469	Fleet Card	Isuzu D-Max SX Dual Cab 4x4 with POD - AK16731 (FP706)	31/10/2025	0.20	2.19	FleetCard Account - P/E 31.10.2025	5006404	Invoice received
688458	Fleet Card	Isuzu MU-X LS-M 4x2 - AK16732 (FP708)	31/10/2025	18.33	179.60	FleetCard Account - P/E 31.10.2025	5006513	Invoice received
443340	Fleet Card	Volkswagen ID.4 Pro - AK16701 (FP734)	31/10/2025	6.95	76.49	FleetCard Account - P/E 31.10.2025	5007540	Invoice received
639491	Fleet Card	Toyota Landcruiser 70 Series Fire Unit - 11RY659 (FP733)	31/10/2025	0.20	2.19	FleetCard Account - P/E 31.10.2025	5007632	Invoice received

		Discount (Inc GST)	30/09/2025		168.33			
		Rounding	30/09/2025		\$0.09			
				Grand Total	\$15,268.21			

CITY OF ARMADALE
MONTHLY FINANCIAL REPORT
(Containing the required statement of financial activity and statement of financial position)
For the period ended 31 October 2025

LOCAL GOVERNMENT ACT 1995
LOCAL GOVERNMENT (FINANCIAL MANAGEMENT) REGULATIONS 1996

TABLE OF CONTENTS

Statement of Financial Activity	2
Statement of Financial Position	3
Note 1 Basis of Preparation	4
Note 2 Statement of Financial Activity Information	5
Note 3 Explanation of Material Variances	6
Note 4 Cash and Financial Assets	7 - 8
Note 5 Reserve Accounts	9
Note 6 Capital Acquisitions	10
Note 7 Receivables	11 - 12
Note 8 Other Current Assets	13
Note 9 Rates Revenue	14
Note 10 Borrowings	15
Note 11 Lease Liabilities	16
Note 12 Other Current Liabilities	17
Note 13 Grants, Subsidies and Contributions	18
Note 14 Capital Grants, Subsidies and Contributions	19
Note 15 Trust Fund	20

CITY OF ARMADALE
STATEMENT OF FINANCIAL ACTIVITY
FOR THE PERIOD ENDED 31 OCTOBER 2025

	Note	Amended Budget (a)	YTD Budget (b)	YTD Actual (c)	Variance* \$ (c) - (b)	Var.
			\$	\$	\$	
OPERATING ACTIVITIES						
Revenue from operating activities						
General rates	9	96,265,165	95,391,125	95,229,385	(161,740)	▼
Grants, subsidies and contributions	13	7,039,460	2,151,320	1,458,855	(692,465)	▼
Fees and charges		37,677,901	23,739,518	25,321,116	1,581,598	▲
Interest revenue		6,667,156	2,222,400	2,835,401	613,001	▲
Other revenue		671,991	223,960	96,818	(127,142)	▼
Profit on asset disposals		100,118	31,258	0	(31,258)	▲
		148,421,791	123,759,581	124,941,575	1,181,994	
Expenditure from operating activities						
Employee costs		(59,846,230)	(20,929,440)	(21,559,456)	(630,016)	▲
Materials and contracts		(66,627,421)	(20,190,759)	(17,677,703)	2,513,056	▼
Utility charges		(5,309,844)	(1,770,000)	(1,293,782)	476,218	▼
Depreciation		(30,501,843)	(10,591,440)	(10,569,709)	21,731	▲
Finance costs		(1,598,971)	(592,760)	(663,784)	(71,024)	▲
Insurance		(1,568,594)	(1,045,780)	(707,932)	337,848	▼
Other expenditure		(1,849,427)	(599,080)	(464,387)	134,693	▼
Loss on asset disposals		(1,142,838)	(211,645)	0	211,645	▲
		(168,445,168)	(55,930,904)	(52,936,753)	2,994,151	
Non cash amounts excluded from operating activities	2(c)	31,544,563	10,201,090	10,995,293	794,203	▲
Amount attributable to operating activities		11,521,186	78,029,767	83,000,115	4,970,348	
INVESTING ACTIVITIES						
Inflows from investing activities						
Proceeds from capital grants, subsidies and contributions	14	44,421,600	13,367,820	941,737	(12,426,083)	▼
Developer contribution plans - gifted assets		28,000,000	0	0	0	▲
Developer contribution plans - contribution recognised	14	15,885,900	843,817	34,283	(809,534)	▼
Proceeds from disposal of assets		1,921,300	141,525	0	(141,525)	▼
		90,228,800	14,353,162	976,020	(13,377,142)	
Outflows from investing activities						
Right of use assets recognised	11	(3,199,700)	0	(54,886)	(54,886)	▲
Acquisition of property, plant and equipment	6	(62,581,100)	(20,246,210)	(3,295,050)	16,951,160	▼
Acquisition of infrastructure	6	(49,754,400)	(9,542,140)	(1,061,397)	8,480,743	▼
Acquisition of infrastructure - gifted assets		(28,000,000)	0	0	0	▲
		(143,535,200)	(29,788,350)	(4,411,333)	25,377,017	
Non-cash amounts excluded from investing activities	2(d)	11,865,524	3,955,175	4,814,197	859,022	▲
Amount attributable to investing activities		(41,440,876)	(11,480,014)	1,378,884	12,858,898	
FINANCING ACTIVITIES						
Inflows from financing activities						
Leases liabilities recognised		3,199,700	1,066,567	54,886	(1,011,681)	▼
Proceeds from new borrowings	10	14,744,000	0	0	0	▲
Transfer from reserves	5	27,481,267	0	636,801	636,801	▲
		45,424,967	1,066,567	691,687	(374,880)	
Outflows from financing activities						
Payments for principal portion of lease liabilities		(1,034,720)	(438,363)	(438,363)	0	▲
Repayment of borrowings	10	(4,098,306)	0	0	0	▲
Transfer to reserves		(24,467,915)	0	(8,193,413)	(8,193,413)	▲
		(29,600,941)	(438,363)	(8,631,776)	(8,193,413)	
Non-cash amounts excluded from financing activities	2(e)	(3,199,700)	(1,066,567)	(54,886)	1,011,681	▲
Amount attributable to financing activities		12,624,326	(438,363)	(7,994,975)	(7,556,612)	
MOVEMENT IN SURPLUS OR DEFICIT						
Surplus or deficit at the start of the financial year						
Amount attributable to operating activities	2(a)	17,295,364	3,004,064	17,642,247	14,638,183	▲
Amount attributable to investing activities		11,521,186	78,029,767	83,000,115	4,970,348	▲
Amount attributable to financing activities		(41,440,876)	(11,480,014)	1,378,884	12,858,898	▼
Amount attributable to financing activities		12,624,326	(438,363)	(7,994,975)	(7,556,612)	▼
Surplus or deficit after imposition of general rates		0	69,115,454	94,026,271	24,910,817	▲

KEY INFORMATION

▲ ▼ Indicates a variance between Year to Date (YTD) Budget and YTD Actual data outside the adopted materiality threshold.
The material variance adopted by Council for the 2025-26 year is \$100,000.
Refer to Note 3 for an explanation of the reasons for the variance.

This statement is to be read in conjunction with the accompanying notes.

**CITY OF ARMADALE
STATEMENT OF FINANCIAL POSITION
FOR THE PERIOD ENDED 31 OCTOBER 2025**

		Actual 30 June 2025	Actual as at 31 October 2025
		\$	\$
CURRENT ASSETS			
Cash and cash equivalents	4	20,761,072	53,540,242
Trade and other receivables	7	15,950,033	64,948,815
Other financial assets	4	165,250,739	165,250,739
Inventories	8	117,535	264,163
Contract assets	8	1,668,085	1,650,334
Other assets		2,943,843	1,134,490
TOTAL CURRENT ASSETS		206,691,307	286,788,783
NON-CURRENT ASSETS			
Trade and other receivables		1,149,444	1,092,791
Other financial assets		242,409	242,409
Property, plant and equipment		289,014,164	288,790,612
Infrastructure		1,274,366,746	1,269,125,267
Right-of-use assets		4,253,030	3,829,648
Intangible assets		19,064,382	18,794,422
TOTAL NON-CURRENT ASSETS		1,588,090,175	1,581,875,149
TOTAL ASSETS		1,794,781,482	1,868,663,932
CURRENT LIABILITIES			
Trade and other payables	10	25,561,976	21,718,813
Contract liabilities	12	795,070	5,311,833
Capital grant/contributions liabilities	14	2,284,273	2,526,821
Lease liabilities	11	607,169	223,693
Borrowings	10	4,098,309	4,098,309
Employee related provisions	12	9,530,664	9,536,148
Other provisions	12	15,919,444	15,919,444
TOTAL CURRENT LIABILITIES		58,796,905	59,335,061
NON-CURRENT LIABILITIES			
Contract liabilities		49,797,823	50,161,273
Lease liabilities	11	3,710,504	3,710,504
Borrowings	10	37,349,408	37,349,408
Employee related provisions		464,861	464,861
Other provisions		7,439,606	7,439,606
TOTAL NON-CURRENT LIABILITIES		98,762,202	99,125,652
TOTAL LIABILITIES		157,559,107	158,460,713
NET ASSETS		1,637,222,375	1,710,203,219
EQUITY			
Retained surplus		284,215,862	349,640,093
Reserve accounts	5	159,120,864	166,677,477
Revaluation surplus		1,193,885,649	1,193,885,649
TOTAL EQUITY		1,637,222,375	1,710,203,219

This statement is to be read in conjunction with the accompanying notes.

CITY OF ARMADALE
NOTES TO THE STATEMENT OF FINANCIAL ACTIVITY
FOR THE PERIOD ENDED 31 OCTOBER 2025

1 BASIS OF PREPARATION AND MATERIAL ACCOUNTING POLICIES

BASIS OF PREPARATION

This prescribed financial report has been prepared in accordance with the *Local Government Act 1995* and accompanying regulations.

Local Government Act 1995 requirements

Section 6.4(2) of the *Local Government Act 1995* read with the *Local Government (Financial Management) Regulations 1996*, prescribe that the financial report be prepared in accordance with the *Local Government Act 1995* and, to the extent that they are not inconsistent with the Act, the Australian Accounting Standards. The Australian Accounting Standards (as they apply to local governments and not-for-profit entities) and Interpretations of the Australian Accounting Standards Board were applied where no inconsistencies exist.

The *Local Government (Financial Management) Regulations 1996* specify that vested land is a right-of-use asset to be measured at cost, and is considered a zero cost concessionary lease. All right-of-use assets under zero cost concessionary leases are measured at zero cost rather than at fair value, except for vested improvements on concessionary land leases such as roads, buildings or other infrastructure which continue to be reported at fair value, as opposed to the vested land which is measured at zero cost. The measurement of vested improvements at fair value is a departure from AASB 16 which would have required the City to measure any vested improvements at zero cost.

Local Government (Financial Management) Regulations 1996, regulation 34 prescribes contents of the financial report. Supplementary information does not form part of the financial report.

Accounting policies which have been adopted in the preparation of this financial report have been consistently applied unless stated otherwise. Except for cash flow and rate setting information, the financial report has been prepared on the accrual basis and is based on historical costs, modified, where applicable, by the measurement at fair value of selected non-current assets, financial assets and liabilities.

PREPARATION TIMING AND REVIEW

Date prepared: All known transactions up to 11 November 2025

THE LOCAL GOVERNMENT REPORTING ENTITY

All funds through which the City controls resources to carry on its functions have been included in the financial statements forming part of this financial report.

All monies held in the Trust Fund are excluded from the financial statements.

MATERIAL ACCOUNTING POLICIES

Material accounting policies utilised in the preparation of these statements are as described within the 2024-25 Annual Budget. Please refer to the adopted budget document for details of these policies.

Critical accounting estimates and judgements

The preparation of a financial report in conformity with Australian Accounting Standards requires management to make judgements, estimates and assumptions that effect the application of policies and reported amounts of assets and liabilities, income and expenses.

The estimates and associated assumptions are based on historical experience and various other factors believed to be reasonable under the circumstances; the results of which form the basis of making the judgements about carrying values of assets and liabilities that are not readily apparent from other sources. Actual results may differ from these estimates.

As with all estimates, the use of different assumptions could lead to material changes in the amounts reported in the financial report.

The following are estimates and assumptions that have a significant risk of causing a material adjustment to the carrying amounts of assets and liabilities within the next financial year and further information on their nature and impact can be found in the relevant note:

- Fair value measurement of assets carried at reportable value including:
 - Property, plant and equipment
 - Infrastructure
- Impairment losses of non-financial assets
- Expected credit losses on financial assets
- Assets held for sale
- Investment property
- Estimated useful life of intangible assets
- Measurement of employee benefits
- Measurement of provisions
- Estimation uncertainties and judgements made in relation to lease accounting

CITY OF ARMADALE
NOTES TO THE STATEMENT OF FINANCIAL ACTIVITY
FOR THE PERIOD ENDED 31 OCTOBER 2025

4

2 NET CURRENT ASSETS INFORMATION

(a) Net current assets used in the Statement of Financial Activity

		Adopted Budget 30 June 2026	Actual as at 30 June 2025	Actual as at 31 Oct 2025
Note		\$	\$	\$
Current assets				
	Cash and cash equivalents	23,232,813	20,761,072	53,540,242
	Trade and other receivables	15,928,345	15,950,033	64,948,815
	Other financial assets	165,250,739	165,250,739	165,250,739
	Inventories	117,532	117,535	264,163
	Contract assets	1,378,350	1,668,085	1,650,334
	Other assets	4,352,137	2,943,843	1,134,490
		210,259,916	206,691,307	286,788,783
Less: current liabilities				
	Trade and other payables	(20,456,128)	(25,561,976)	(21,718,813)
	Contract liabilities	(9,718,071)	(795,070)	(5,311,833)
	Capital grant / contribution liability	(2,808,825)	(2,284,273)	(2,526,821)
	Lease liabilities	(277,123)	(607,169)	(223,693)
	Borrowings	(4,040,864)	(4,098,309)	(4,098,309)
	Employee related provisions	(9,255,116)	(9,530,664)	(9,536,148)
	Rehabilitation provision	(10,844,518)	(15,919,444)	(15,919,444)
		(57,400,645)	(58,796,905)	(59,335,061)
	Net current assets	152,859,271	147,894,402	227,453,722
	Less: Total adjustments to net current assets	(152,859,271)	(130,252,155)	(133,427,448)
	Closing funding surplus / (deficit)	0	17,642,247	94,026,274

(b) Current assets and liabilities excluded from budgeted deficiency

Adjustments to net current assets				
	Less: Reserve accounts	(165,304,765)	(159,120,864)	(166,677,476)
	Less: Unspent Loan funds	0	(4,382,806)	(4,382,806)
	Movement in Expected Credit Loss on Sundry Receivables		16,586	16,586
	- Current portion of lease liabilities	0	607,169	223,693
	- Current portion of borrowings	4,040,864	4,098,309	4,098,309
	- Current portion of contract liability held in reserve	277,123	795,070	5,311,833
	- Current portion of unspent capital grants held in reserve	8,127,507	2,284,273	2,526,821
	- Current portion of other provisions held in reserve	0	15,919,444	15,919,444
	- Current portion of employee benefit provisions held in reserve	0	9,530,664	9,536,148
	Total adjustments to net current assets	(152,859,271)	(130,252,155)	(133,427,448)

(c) Non-cash amounts excluded from operating activities

	Amended Budget Estimates 30 June 2026	YTD Budget Estimates 31 October 2025	YTD Actual 31 October 2025
	\$	\$	\$
Adjustments to operating activities			
Less: Profit on asset disposals	(100,118)	(202,020)	0
Less: Movement in liabilities associated with restricted cash	(8,665,825)	0	0
Add: Loss on asset disposals	1,142,838	311,670	0
Add: Depreciation	30,501,843	10,091,440	10,569,709
Movement in current contract liabilities associated with restricted cash	8,665,825	0	363,450
- Pensioner deferred rates	0	0	56,653
- Employee provisions	0	0	5,481
Total non-cash amounts excluded from operating activities	31,544,563	10,201,090	10,995,293

(d) Non-cash amounts excluded from investing activities

Adjustments to investing activities			
Right of use assets received	3,199,700	0	54,886
Movement in current unspent capital grants associated with restricted cash	8,665,824	2,888,608	4,759,311
Total non-cash amounts excluded from investing activities	11,865,524	2,888,608	4,814,197

(e) Non-cash amounts excluded from financing activities

Adjustments to financing activities			
Non cash proceeds from new leases	(3,199,700)	0	(54,886)
Total non-cash amounts excluded from financing activities	(3,199,700)	0	(54,886)

CURRENT AND NON-CURRENT CLASSIFICATION

In the determination of whether an asset or liability is current or non-current, consideration is given to the time when each asset or liability is expected to be settled. Unless otherwise stated assets or liabilities are classified as current if expected to be settled within the next 12 months, being the local governments' operational cycle.

CITY OF ARMADALE
NOTES TO THE STATEMENT OF FINANCIAL ACTIVITY
FOR THE PERIOD ENDED 31 OCTOBER 2025

3 EXPLANATION OF MATERIAL VARIANCES

The material variance thresholds are adopted annually by Council as an indicator of whether the actual expenditure or revenue varies from the year to date actual materially.
The material variance adopted by Council for the 2025-26 year is \$100,000

Description	Var. \$ \$	Var. % %	
Revenue from operating activities			
General rates	(161,740)	(0.17%)	▼
Timing- Pending Interim rates Strike for December 2025, (appx. \$150 - \$200k)		Timing	
Grants, subsidies and contributions	(692,465)	(32.19%)	▼
Timing in receipt of various operating grants, see note 13		Timing	
Interest revenue	613,001	27.58%	▲
Timing - Interest received higher than YTD budget; higher cash balances		Timing	
Fees and charges	1,581,598	6.66%	▲
Higher development fees (planning, building, subdivisions); and recreation fees. Budget phasing also being reviewed.		Timing	
Other revenue	(127,142)	(56.77%)	▼
Timing for Insurance claim reimbursements and reimbursements for rates legal claims			
Expenditure from operating activities			
Employee costs	(630,016)	(3.01%)	▲
Ordinary salaries are on budget; higher agency fees for fixed term contracts. Some associated with Projects, budgeted as Materials/Contracts. Detailed review planned mid year		Timing	
Materials and contracts	2,513,056	12.45%	▼
Underspend in Waste Services and Environment & Sustainability services. Detailed review planned mid year, to review budget phasing and project delivery.		Timing	
Utility charges	476,218	26.90%	▼
Timing of payment for street lighting and receipt of invoices for water and electricity for various POS and properties		Timing	
Insurance	337,848	32.31%	▼
Timing of payment of the insurance 2nd instalment invoice due by December.		Timing	
Other expenditure	134,693	22.48%	▼
Timing of Community development grants; and timing of Invoices for elections		Timing	
Loss on asset disposals	211,645	100.00%	▲
Timing - phasing of budget YTD against actual disposals and write offs.			
Inflows from investing activities			
Proceeds from capital grants, subsidies and contributions	(12,426,083)	(92.96%)	▼
Timing issue, most capital grants are yet to be received for the 25/26 year capital projects. Capital Projects to be reviewed for delivery timeframes in the mid year review. See also Note 14.		Timing	
Proceeds from disposal of assets	(141,525)	(100.00%)	▼
Timing - phasing of budget YTD against actual disposals.			
Outflows from investing activities			
Acquisition of property, plant and equipment	16,951,160	83.73%	▼
Timing- Capital Projects to be reviewed for delivery timeframes in the mid year review.		Timing	
Acquisition of infrastructure	8,480,743	88.88%	▼
Timing- Capital Projects to be reviewed for delivery timeframes in the mid year review.		Timing	
Transfer to reserves	(8,193,413)	0.00%	▲
Variance due to budget phasing. Expected to finish the year on target		Timing	

CITY OF ARMADALE
SUPPLEMENTARY INFORMATION
FOR THE PERIOD ENDED 31 OCTOBER 2025

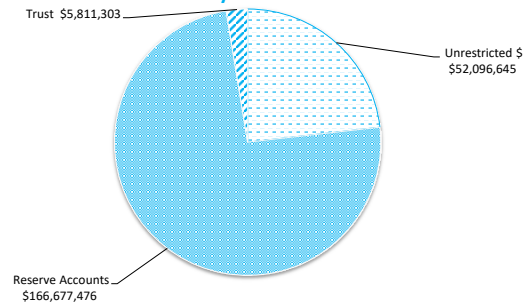
4(a) CASH AND FINANCIAL ASSETS AT AMORTISED COST

Description	Classification	Unrestricted \$	Reserve Accounts \$	Total \$	Trust \$	Forecast Interest \$	Institution	Interest Rate	Maturity Date
Term Deposit - Reserve	Financial assets at amortised cost	0	3,000,000	3,000,000	0	72,197	Bank of QLD	4.80%	Oct 2025
Term Deposit - Reserve	Financial assets at amortised cost	0	5,000,000	5,000,000	0	120,329	Bank of QLD	4.80%	Oct 2025
Term Deposit - Reserve	Financial assets at amortised cost	0	2,000,000	2,000,000	0	46,672	SUNCORP	4.68%	Oct 2025
Term Deposit - Trust	Financial assets at amortised cost	0	0	1,200,000	1,200,000	28,003	SUNCORP	4.68%	Oct 2025
Term Deposit - Reserve	Financial assets at amortised cost	0	2,000,000	2,000,000	0	42,982	CBA	4.31%	Oct 2025
Term Deposit - Reserve	Financial assets at amortised cost	0	5,000,000	5,000,000	0	107,455	CBA	4.31%	Oct 2025
Term Deposit - Reserve	Financial assets at amortised cost	0	2,000,000	2,000,000	0	45,375	BENDIGO BANK	4.55%	Oct 2025
Term Deposit - Reserve	Financial assets at amortised cost	0	2,000,000	2,000,000	0	45,375	BENDIGO BANK	4.55%	Oct 2025
Term Deposit - Reserve	Financial assets at amortised cost	0	3,000,000	3,000,000	0	68,582	SUNCORP	4.61%	Oct 2025
Term Deposit - Reserve	Financial assets at amortised cost	0	3,000,000	3,000,000	0	66,945	BENDIGO BANK	4.50%	Oct 2025
Term Deposit - Reserve	Financial assets at amortised cost	0	3,000,000	3,000,000	0	64,714	NAB	4.35%	Oct 2025
Term Deposit - Reserve	Financial assets at amortised cost	0	3,000,000	3,000,000	0	64,714	NAB	4.35%	Oct 2025
Term Deposit - Reserve	Financial assets at amortised cost	0	2,617,224	2,617,224	0	61,673	Bank of QLD	4.70%	Oct 2025
Term Deposit - Reserve	Financial assets at amortised cost	0	2,000,000	2,000,000	0	47,129	Bank of QLD	4.70%	Oct 2025
Term Deposit - Reserve	Financial assets at amortised cost	0	5,000,000	5,000,000	0	105,538	CBA	4.21%	Oct 2025
Term Deposit - Municipal	Financial assets at amortised cost	3,000,000	0	3,000,000	0	3,205	WESTPAC	1.30%	Oct 2025
Term Deposit - Municipal	Financial assets at amortised cost	3,000,000	0	3,000,000	0	3,205	WESTPAC	1.30%	Oct 2025
Term Deposit - Municipal	Financial assets at amortised cost	3,000,000	0	3,000,000	0	3,205	WESTPAC	1.30%	Oct 2025
Term Deposit - Municipal	Financial assets at amortised cost	2,590,034	0	2,590,034	0	10,218	WESTPAC	4.80%	Oct 2025
Term Deposit - Reserve	Financial assets at amortised cost	0	1,000,000	1,000,000	0	21,452	IMB	4.35%	Nov 2025
Term Deposit - Reserve	Financial assets at amortised cost	0	1,500,000	1,500,000	0	32,162	NAB	4.30%	Nov 2025
Term Deposit - Trust	Financial assets at amortised cost	0	0	1,400,000	1,400,000	30,018	NAB	4.30%	Nov 2025
Term Deposit - Reserve	Financial assets at amortised cost	0	2,500,000	2,500,000	0	54,226	BENDIGO BANK	4.35%	Nov 2025
Term Deposit - Reserve	Financial assets at amortised cost	0	2,165,151	2,165,151	0	48,134	WESTPAC	4.41%	Nov 2025
Term Deposit - Reserve	Financial assets at amortised cost	0	2,000,000	2,000,000	0	43,381	BENDIGO BANK	4.35%	Nov 2025
Term Deposit - Reserve	Financial assets at amortised cost	0	4,000,000	4,000,000	0	89,244	Bank of QLD	4.45%	Nov 2025
Term Deposit - Reserve	Financial assets at amortised cost	0	2,000,000	2,000,000	0	42,384	NAB	4.25%	Nov 2025
Term Deposit - Trust	Financial assets at amortised cost	0	0	2,000,000	2,000,000	42,384	NAB	4.25%	Nov 2025
Term Deposit - Reserve	Financial assets at amortised cost	0	2,000,000	2,000,000	0	42,384	NAB	4.25%	Nov 2025
Term Deposit - Reserve	Financial assets at amortised cost	0	2,000,000	2,000,000	0	42,384	NAB	4.25%	Nov 2025
Term Deposit - Reserve	Financial assets at amortised cost	0	1,447,200	1,447,200	0	29,658	CBA	4.11%	Dec 2025
Term Deposit - Reserve	Financial assets at amortised cost	0	3,000,000	3,000,000	0	61,032	CBA	4.08%	Dec 2025
Term Deposit - Reserve	Financial assets at amortised cost	0	3,072,301	3,072,301	0	61,306	CBA	3.98%	Dec 2025
Term Deposit - Reserve	Financial assets at amortised cost	0	3,072,301	3,072,301	0	61,306	CBA	3.98%	Dec 2025
Term Deposit - Reserve	Financial assets at amortised cost	0	5,120,501	5,120,501	0	102,177	CBA	3.98%	Dec 2025
Term Deposit - Municipal	Financial assets at amortised cost	3,000,000	0	3,000,000	0	30,329	NAB	4.10%	Dec 2025
Term Deposit - Municipal	Financial assets at amortised cost	3,000,000	0	3,000,000	0	30,329	NAB	4.10%	Dec 2025
Term Deposit - Municipal	Financial assets at amortised cost	3,000,000	0	3,000,000	0	30,329	NAB	4.10%	Dec 2025
Term Deposit - Reserve	Financial assets at amortised cost	0	3,000,000	3,000,000	0	61,930	SUNCORP	4.14%	Jan 2026
Term Deposit - Reserve	Financial assets at amortised cost	0	3,000,000	3,000,000	0	63,367	CBA	4.19%	Jan 2026
Term Deposit - Reserve	Financial assets at amortised cost	0	1,690,000	1,690,000	0	34,297	SUNCORP	4.07%	Jan 2026
Term Deposit - Reserve	Financial assets at amortised cost	0	2,021,000	2,021,000	0	41,032	SUNCORP	4.14%	Jan 2026
Term Deposit - Reserve	Financial assets at amortised cost	0	2,000,000	2,000,000	0	41,087	CBA	4.12%	Feb 2026
Term Deposit - Reserve	Financial assets at amortised cost	0	3,000,000	3,000,000	0	63,173	NAB	4.20%	Feb 2026
Term Deposit - Reserve	Financial assets at amortised cost	0	2,000,000	2,000,000	0	41,112	NAB	4.10%	Feb 2026
Term Deposit - Municipal	Financial assets at amortised cost	3,000,000	0	3,000,000	0	61,668	NAB	4.10%	Mar 2026
Term Deposit - Reserve	Financial assets at amortised cost	0	3,000,000	3,000,000	0	60,584	IMB	4.05%	Mar 2026
Term Deposit - Reserve	Financial assets at amortised cost	0	2,329,000	2,329,000	0	47,381	SUNCORP	4.08%	Mar 2026
Term Deposit - Reserve	Financial assets at amortised cost	0	3,000,000	3,000,000	0	60,697	SUNCORP	4.08%	Mar 2026
Term Deposit - Reserve	Financial assets at amortised cost	0	2,000,000	2,000,000	0	41,386	NAB	4.15%	Mar 2026
Term Deposit - Reserve	Financial assets at amortised cost	0	3,000,000	3,000,000	0	62,079	NAB	4.15%	Mar 2026
Term Deposit - Reserve	Financial assets at amortised cost	0	3,000,000	3,000,000	0	60,251	BENDIGO BANK	4.05%	Mar 2026
Term Deposit - Municipal	Financial assets at amortised cost	3,000,000	0	3,000,000	0	62,482	Bank of QLD	4.20%	Mar 2026
Term Deposit - Municipal	Financial assets at amortised cost	3,000,000	0	3,000,000	0	60,995	CBA	4.10%	Mar 2026
Term Deposit - Reserve	Financial assets at amortised cost	0	2,000,000	2,000,000	0	41,386	Bank of QLD	4.15%	Mar 2026
Term Deposit - Reserve	Financial assets at amortised cost	0	5,126,027	5,126,027	0	104,220	BENDIGO BANK	4.10%	Mar 2026
Term Deposit - Reserve	Financial assets at amortised cost	0	5,000,000	5,000,000	0	98,753	IMB	4.05%	Mar 2026
Term Deposit - Reserve	Financial assets at amortised cost	0	3,000,000	3,000,000	0	62,185	SUNCORP	4.18%	Mar 2026
Term Deposit - Reserve	Financial assets at amortised cost	0	3,000,000	3,000,000	0	62,185	SUNCORP	4.18%	Mar 2026
Term Deposit - Reserve	Financial assets at amortised cost	0	3,000,000	3,000,000	0	62,185	SUNCORP	4.18%	Mar 2026
Term Deposit - Reserve	Financial assets at amortised cost	0	4,000,000	4,000,000	0	82,913	SUNCORP	4.18%	Mar 2026
Funds - Trust	Cash and cash equivalents	0	0	1,211,303	1,211,303	0	CBA		
Funds - Reserve	Cash and cash equivalents	0	10,629,623	10,629,623	0	0	CBA		
Funds - Muni Account	Cash and cash equivalents	22,506,611	20,387,148	42,893,758	0	0	CBA	0.00%	NA
Total		52,096,645	166,677,476	224,585,424	5,811,303				
Comprising									
Cash and cash equivalents		22,506,611	31,016,771	54,734,685	1,211,303				
Financial assets at amortised cost - Term Deposits		29,590,034	135,660,705	169,850,739	4,600,000				
		52,096,645	166,677,476	224,585,424	5,811,303				
KEY INFORMATION									
Cash and cash equivalents include cash on hand, cash at bank, deposits available on demand with banks and other short term highly liquid investments with original maturities of three months or less that are readily convertible to known amounts of cash and which are subject to an insignificant risk of changes in value.									
Bank overdrafts are reported as short term borrowings in current liabilities in the statement of net current assets.									
The local government classifies financial assets at amortised cost if both of the following criteria are met:									
- the asset is held within a business model whose objective is to collect the contractual cashflows, and									
- the contractual terms give rise to cash flows that are solely payments of principal and interest.									
Financial assets at amortised cost held with registered financial institutions are listed in this note other financial assets at amortised cost are provided in Note 8 - Other assets.									

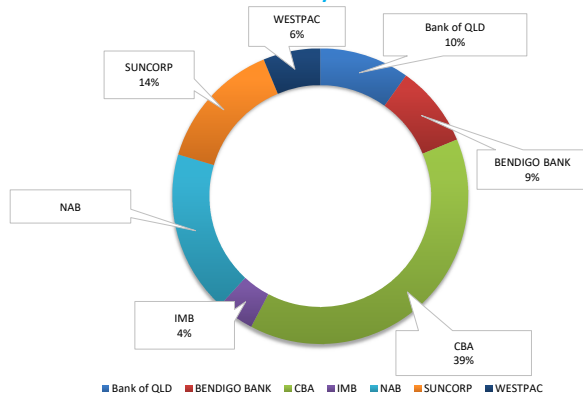
CITY OF ARMADALE
SUPPLEMENTARY INFORMATION
FOR THE PERIOD ENDED 31 OCTOBER 2025

4 (a) CASH AND FINANCIAL ASSETS (Cont'd)

Cash and Financial Assets by Classification



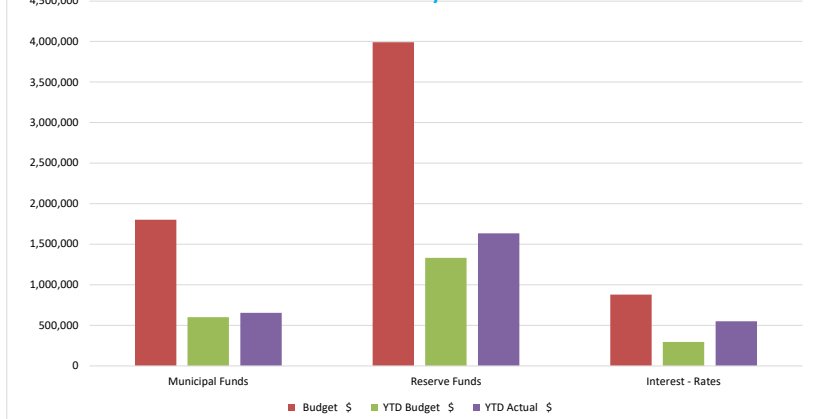
Cash and Financial Assets held by Financial Institution



4 (b) INTEREST INCOME

Description	Budget	YTD Budget	YTD Actual	Variance	Variance
	\$	\$	\$	\$	%
Municipal Funds	1,800,000	600,000	653,396	53,396	8.90%
Reserve Funds	3,990,700	1,330,240	1,632,347	302,107	22.71%
Total Investment Interest	5,790,700	1,930,240	2,285,744	355,504	18.42%
Interest - Rates	876,456	292,160	549,657	257,497	88.14%
Total Interest Income	6,667,156	2,222,400	2,835,401	613,001	27.58%

Interest Income by Classification



5 RESERVE ACCOUNTS

Projects Rolled Over Reserve includes provision for:	
Railway Ave (Ryland to Bray)	745,000
Optic Fibre to Depot	163,000
Local Planning Strategy	128,000
Kelmscott District Centre Structure Plan	132,000
Kelmscott Public Realm Strategy	40,000
ProMapp Program	110,000
	1,318,000

CITY OF ARMADALE
SUPPLEMENTARY INFORMATION
FOR THE PERIOD ENDED 31 OCTOBER 2025

INVESTING ACTIVITIES

6 CAPITAL ACQUISITIONS

Capital acquisitions	Amended Budget \$	YTD Budget \$	YTD Actual \$	YTD Variance \$
Buildings	53,130,000	17,718,812	3,115,502	(14,603,310)
Furniture and equipment	1,165,800	136,956	27,302	(109,654)
Plant and equipment	8,723,100	2,790,700	152,246	(2,638,454)
Art Works	100,000	33,332	0	(33,332)
Acquisition of property, plant and equipment	63,118,900	20,746,210	3,295,050	(17,451,160)
Infrastructure - roads	20,199,500	5,463,826	196,691	(5,267,135)
Infrastructure - pathways	814,000	229,498	3,927	(225,571)
Infrastructure - drainage	245,000	81,664	(49,644)	(131,308)
Infrastructure - parks and reserves	26,450,600	3,707,956	881,637	(2,826,319)
Infrastructure - waste facilities	1,463,000	429,532	28,786	(400,746)
Infrastructure - other	44,500	129,664	0	(129,664)
Infrastructure - gifted assets	28,000,000	0	0	0
Acquisition of infrastructure	77,216,600	10,042,140	1,061,397	(8,980,743)
Total of PPE and Infrastructure	140,335,500	30,788,350	4,356,447	(26,431,903)
Right of use asset - Buildings	2,796,812	0	0	0
Right of use asset - Plant and equipment	402,888	0	54,886	54,886
Right of use asset - Motor vehicles	0	0	0	0
Acquisition of right of use assets	3,199,700	0	54,886	54,886
Total capital acquisitions	143,535,200	30,788,350	4,411,333	(26,377,017)
Capital Acquisitions Funded By:				
Capital grants and contributions	50,533,800	13,367,820	941,737	(12,426,083)
Lease liabilities	3,199,700	1,066,567	54,886	(1,011,681)
Borrowings	14,744,000	0	0	0
Other (disposals & C/Fwd)	1,921,300	141,525	0	(141,525)
Gifted asset	28,000,000	0	0	0
Reserve accounts				
Anstey Keane - DCP	245,500	0	36,799	36,799
North Forrestdale DCP 3	5,224,800	0	64,225	64,225
North Forrestdale SAR Asset Renewal	4,548,900	0	0	0
Asset Renewal	6,897,500	0	253,944	253,944
Future Project Funding	4,275,000	0	8,619	8,619
Future Recreation Facilities	2,742,000	0	0	0
Plant and Machinery	2,804,100	0	84,811	84,811
Waste Management	5,984,500	0	0	0
Project Funds Rolled Over	130,000	0	0	0
Contribution - operations	12,284,100	16,212,438	2,966,312	(13,246,127)
Capital funding total	143,535,200	30,788,350	4,411,333	(26,377,017)

KEY INFORMATION

Initial recognition

An item of property, plant and equipment or infrastructure that qualifies for recognition as an asset is measured at its cost.

Upon initial recognition, cost is determined as the amount paid (or other consideration given) to acquire the assets, plus costs incidental to the acquisition. The cost of non-current assets constructed by the City includes the cost of all materials used in construction, direct labour on the project and an appropriate proportion of variable and fixed overheads. For assets acquired at zero cost or otherwise significantly less than fair value, cost is determined as fair value at the date of acquisition.

Assets for which the fair value as at the date of acquisition is under \$5,000 are not recognised as an asset in accordance with *Local Government (Financial Management) Regulation 17A(5)*. These assets are expensed immediately.

Where multiple individual low value assets are purchased together as part of a larger asset or collectively forming a larger asset exceeding the threshold, the individual assets are recognised as one asset and capitalised.

Individual assets that are land, buildings and infrastructure acquired between scheduled revaluation dates of the asset class in accordance with the City's revaluation policy, are recognised at cost and disclosed as being at reportable value.

Measurement after recognition

Plant and equipment including furniture and equipment and right-of-use assets (other than vested improvements) are measured using the cost model as required under *Local Government (Financial Management) Regulation 17A(2)*. Assets held under the cost model are carried at cost less accumulated depreciation and any impairment losses being their reportable value.

Reportable Value

In accordance with *Local Government (Financial Management) Regulation 17A(2)*, the carrying amount of non-financial assets that are land and buildings classified as property, plant and equipment, investment properties, infrastructure or vested improvements that the local government controls.

Reportable value is for the purpose of *Local Government (Financial Management) Regulation 17A(4)* is the fair value of the asset at its last valuation date minus (to the extent applicable) the accumulated depreciation and any accumulated impairment losses in respect of the non-financial asset subsequent to its last valuation date.

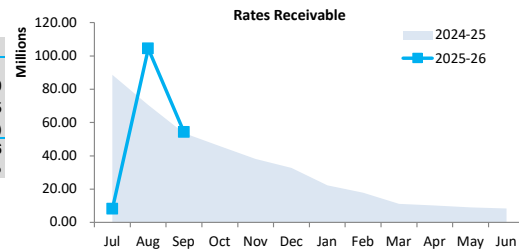
**CITY OF ARMADALE
SUPPLEMENTARY INFORMATION
FOR THE PERIOD ENDED 31 OCTOBER 2025**

OPERATING ACTIVITIES

7 RECEIVABLES

Rates & charges receivable

	30 Jun 2025	31 Oct 2025
	\$	\$
Opening arrears previous year	8,238,889	8,413,010
Levied this year	90,025,199	95,229,385
Less - collections to date	(89,851,078)	(49,379,639)
Net rates & charges collectable	8,413,010	54,262,756
% Collected	91.4%	47.6%



	30 Jun 2025	31 Oct 2025
Balance Per Trial Balance	\$	\$
Sundry receivables	4,496,339	1,319,641
GST receivable	760,591	737,842
Employee provision receivable	500,990	500,990
ESL Receivable	723,925	2,573,480
Debtors Control - Sanitation (Rates)	1,074,525	2,729,675
Unclaimed Pensioner Rebate Generated	19,964	2,659,400
Unclaimed ESL Rebate claimed	(11,281)	193,061
Total receivables general outstanding	7,537,023	10,686,058
Amounts shown above include GST (where applicable)		
Trade and Other Receivables	15,950,033	64,948,814

KEY INFORMATION

Trade and other receivables include amounts due from ratepayers for unpaid rates and service charges and other amounts due from third parties for goods sold and services performed in the ordinary course of business.

Trade receivables are recognised at original invoice amount less any allowances for uncollectable amounts (i.e. impairment). The carrying amount of net trade receivables is equivalent to fair value as it is due for settlement within 30 days.

Classification and subsequent measurement

Receivables which are generally due for settlement within 30 days except rates receivables which are expected to be collected within 12 months are classified as current assets. All other receivables such as, deferred pensioner rates receivable after the end of the reporting period are classified as non-current assets.

Trade and other receivables are held with the objective to collect the contractual cashflows and therefore the City measures them subsequently at amortised cost using the effective interest rate method.

NOTES TO THE STATEMENT OF FINANCIAL ACTIVITY
FOR THE PERIOD ENDED 31 OCTOBER 2025

OPERATING ACTIVITIES

7 (b) RECEIVABLES

	Opening Balance 01 Jul 25 \$	Last Year 2024 31 Oct 24 \$	YTD Actual 2025 31 Oct 25 \$
General Receivables			
Debtors - General	3,878,670	2,473,259	850,283
Debtors - Rangers (Legacy)	219,058	208,417	228,472
Debtors - Recreation	6,902	12,166	4,597
Debtors - Libraries	1,430	-	912
Debtors - Fire	38,135	36,820	38,349
Debtors - Animals	197,044	205,839	195,152
Debtors - Parking	108,570	99,679	113,814
Debtors - Litter	93,545	101,247	92,004
Debtors - Health	19,734	19,427	31,891
Debtors - Planning & Building	44,944	74,703	20,876
			-
	4,608,032	3,231,557	1,576,350

General Receivables - Aging

	Current	30 Days	60 Days	90 Days	120 + Days	Total
Sundry Receivable General	752,946	-	-	-	97,225	850,171
Libraries	1,074	(162)	-	-	-	912
Employee	-	-	-	112	-	112
Rangers	16,567	-	204	9,959	201,742	228,472
Recreation	-	-	-	-	4,597	4,597
Planning & Building	-	-	-	-	20,876	20,876
Infringements	-	-	-	-	471,209	471,209
Total Receivables General	770,587	(162)	204	10,071	795,650	1,576,350

Infringements

Parking

General Receivables - Aging (continued)

Sundry Debtors Outstanding Over 120 Days Exceeding \$1,000

Debtor #	Under Investigation by	\$
Various	Fines Enforcement Registry	672,951
4826	Waste Charges	35,876
Debtor	Planning & Building	20,876
	Debtors 120+ Days < \$5,000	65,947
Total Debtors 120+ Days > \$1,000		795,650

**CITY OF ARMADALE
SUPPLEMENTARY INFORMATION
FOR THE PERIOD ENDED 31 OCTOBER 2025**

OPERATING ACTIVITIES

8 OTHER CURRENT ASSETS

	Opening Balance 1 July 2025	Asset Increase	Asset Reduction	Closing Balance 31 October 2025
	\$	\$	\$	\$
Other current assets				
Inventory				
Inventories	117,535	142,807	0	264,163
Other assets				
Accrued Revenue - Other	0	63,353	(63,353)	0
Accrued Revenue - Interest	1,970,865	683,401	(1,519,776)	1,134,490
Prepayments	972,978	0	(972,978)	0
Contract assets				
Contract asset	1,668,085	147,217	(164,967)	1,650,334
Total other current assets	4,729,463	1,036,778	(2,721,075)	3,048,987
Amounts shown above include GST (where applicable)				

KEY INFORMATION

Inventory

Inventories are measured at the lower of cost and net realisable value.

Net realisable value is the estimated selling price in the ordinary course of business less the estimated costs of completion and the estimated costs necessary to make the sale.

Contract assets

A contract asset is the right to consideration in exchange for goods or services the entity has transferred to a customer when that right is conditioned on something other than the passage of time.

CITY OF ARMADALE
SUPPLEMENTARY INFORMATION
FOR THE PERIOD ENDED 31 OCTOBER 2025

OPERATING ACTIVITIES

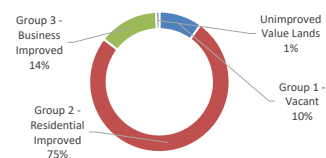
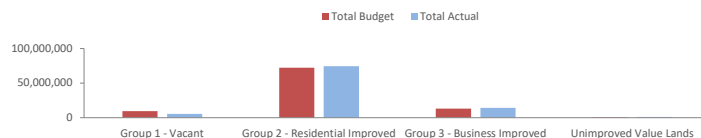
9 RATE REVENUE

General rate revenue

RATE TYPE	Rate in \$ (cents)	Number of Properties	Rateable Value	Budget			YTD Actual		
				Rate Revenue	Reassessed Rate Revenue	Total Revenue	Rate Revenue	Reassessed Rate Revenue	Total Revenue
				\$	\$	\$	\$	\$	\$
Gross rental value									
Group 1 - Vacant	0.156916	1,752	43,799,326	6,952,919	0	6,952,919	2,812,542	(134,986)	2,677,555
Group 2 - Residential Improved	0.101225	31,041	619,987,195	62,751,336	983,761	63,735,097	64,737,700	1,234,206	65,971,906
Group 3 - Business Improved	0.105632	834	118,989,351	12,567,917	0	12,567,917	13,267,138	318,765	13,585,903
Group 4 - Business Improved Residential	0.105632				0	0	57,729	0	57,729
Unimproved value									
Unimproved Value Lands	0.005118	126	137,741,000	704,936	0	704,936	807,774	65,231	873,005
Sub-Total		33,753	920,516,872	82,977,108	983,761	83,960,869	81,682,883	1,483,216	83,166,098
Minimum payment									
Gross rental value									
Group 1 - Vacant	\$ 1,265	1,812	9,672,636	2,292,100	316,239	2,608,339	2,322,540	237,761	2,560,301
Group 2 - Residential Improved	\$ 1,460	5,753	74,831,091	8,397,792	0	8,397,792	8,285,500	(8,353)	8,277,147
Group 3 - Business Improved	\$ 1,698	379	4,346,682	643,544	0	643,544	431,292	0	431,292
Group 4 - Business Improved Residential	\$ 1,698				0	0	157,680	0	157,680
Unimproved value									
Unimproved Value Lands	\$ 1,748	13	3,176,494	22,721	0	22,721	12,236	3,328	15,564
Sub-total		7,957	92,026,903	11,356,157	316,239	11,672,396	11,209,248	232,736	11,441,984
Rate Equivalent Payments and Adjustments						31,000			0
Concession						(20,000)			0
Total general rates		41,710	1,012,543,775	94,333,265	1,300,000	95,644,265	92,892,131	1,715,952	94,608,082
Specified area rates									
SAR A - Armadale Town Centre	0.004617	89	29,499,479	136,200	0	136,200	136,199	0	136,199
SAR B - Kelmscott Town Centre	0.009329	80	8,264,649	77,100	0	77,100	77,101	0	77,101
SAR C - Kelmscott Industrial Area	0.001800	348	12,555,777	22,600	0	22,600	22,496	0	22,496
SAR D - Armadale Industrial Area	0.003713	142	6,950,798	26,000	0	26,000	26,003	0	26,003
SAR F - Harrisdale/Piara Waters	0.002848	5,100	120,793,474	344,000	0	344,000	344,444	0	344,444
SAR G - Champion Lakes	0.002435	333	6,154,340	15,000	0	15,000	15,059	0	15,059
Total specified area rates			184,218,517	620,900	0	620,900	621,303	0	621,303
Total			1,196,762,292	94,954,165	1,300,000	96,265,165	93,513,434	1,715,952	95,229,385

KEY INFORMATION

Prepaid rates are, until the taxable event for the rates has occurred, refundable at the request of the ratepayer. Rates received in advance give rise to a financial liability. When the taxable event occurs the financial liability is extinguished and income recognised for the prepaid rates that have not been refunded.



CITY OF ARMADALE
SUPPLEMENTARY INFORMATION
FOR THE PERIOD ENDED 31 OCTOBER 2025

FINANCING ACTIVITIES

10 BORROWINGS

Repayments - borrowings

Information on borrowings Particulars	Loan No.	1 July 2025	New Loans		Principal Repayments		Principal Outstanding		Interest Repayments	
			Actual	Budget	Actual	Budget	Actual	Budget	Actual	Budget
		\$	\$	\$	\$	\$	\$	\$	\$	\$
Orchard House 2014	316	1,983,107	0	0	0	(181,058)	1,983,107	1,802,049	(36,562)	(92,654)
Orchard House 2015	318	6,202,708	0	0	0	(560,138)	6,202,708	5,642,570	(88,252)	(214,056)
Core System Review	323	1,475,662	0	0	0	(359,060)	1,475,662	1,116,602	(12,407)	(24,953)
Core System Review	342	720,955	0	0	0	(140,758)	720,955	580,197	(4,612)	(97,321)
Core System Review	345A	1,001,900	0	0	0	(125,979)	1,001,900	875,921	(16,449)	(12,146)
Core System Review	345B	1,101,632	0	0	0	(117,152)	1,101,632	984,480	(19,328)	(139,487)
Core System Review	345C	278,000	0	0	0	(22,614)	278,000	255,386	(4,821)	(8,502)
Core System Review	345D	2,889,200	0	0	0	(134,461)	2,889,200	2,754,739	(54,237)	0
Aquatic Works 2008	291	126,746	0	0	0	(39,274)	126,746	87,472	(3,454)	(35,746)
Aquatic Centre Upgrade 2010	299	0	0	0	0	0	0	0	0	(26,672)
Aquatic Centre Upgrade 2011	302	615,450	0	0	0	(87,987)	615,450	527,463	(13,988)	(4,986)
Frye Park Redevelopment 2011	304	459,220	0	0	0	(65,652)	459,220	393,568	(10,437)	(31,519)
Piara Waters (North) Sports 2011	305	112,355	0	0	0	(112,355)	112,355	0	(2,680)	0
Aquatic Centre Upgrade 2012	311	725,907	0	0	0	(90,439)	725,907	635,468	(12,712)	(2,040)
Oval Lighting Renewal	314	0	0	0	0	0	0	0	0	(1,607)
Armada Golf Course	315	79,073	0	0	0	(38,960)	79,073	40,113	(968)	(150,313)
Kelmscott Library Stage 1	322	79,499	0	0	0	(79,499)	79,499	0	(906)	(27,640)
Indoor Aquatic Centre	324A	8,117,744	0	0	0	(511,935)	8,117,744	7,605,809	(70,469)	0
Armada Hall Upgrade 2018	326	1,634,529	0	0	0	(397,715)	1,634,529	1,236,814	(13,743)	(7,482)
Champion Centre Upgrade	332	0	0	0	0	0	0	0	0	(6,422)
AFAC Carpark	337	392,430	0	0	0	(22,785)	392,430	369,645	(3,477)	(36,999)
Bedfordale Fire Service	343	462,893	0	0	0	(74,398)	462,893	388,495	(3,340)	(107,858)
John Dunne Challenge Park	344	912,842	0	0	0	(114,781)	912,842	798,061	(14,987)	(41,559)
Roleystone Theatre	346	2,451,315	0	0	0	(260,683)	2,451,315	2,190,632	(43,008)	(21,846)
Creyk Park Pavilion	347	1,025,350	0	0	0	(128,927)	1,025,350	896,423	(16,834)	(224,254)
Piara Waters Library Services	339	500,000	0	0	0	(40,672)	500,000	459,328	(8,672)	(17,695)
Piara Waters Library Services	349	4,645,000	0	0	0	(216,174)	4,645,000	4,428,826	(87,198)	(74,310)
Forrestdale Sporting Precinct	350A	405,000	0	0	0	(32,945)	405,000	372,055	(7,024)	(72,901)
Forrestdale Sporting Precinct	350B	1,539,200	0	0	0	(71,632)	1,539,200	1,467,568	(28,894)	0
Morgan Park	348	1,510,000	0	0	0	(70,273)	1,510,000	1,439,727	(28,346)	0
Gwynne Park	352A	0	0	6,805,000	0	0	0	6,805,000	0	0
Armada Regional Rec Reserve	356A	0	0	3,360,000	0	0	0	3,360,000	0	0
Total		41,447,717	0	10,165,000	0	(4,098,306)	41,447,717	47,514,411	(607,807)	(1,480,968)
Current borrowings		4,098,306					4,098,309			
Non-current borrowings		37,349,411					37,349,408			
		41,447,717					41,447,717			

All debenture repayments were financed by general purpose revenue.
Self supporting loans are financed by repayments from third parties.

New borrowings 2025-26

Particulars	Amount Borrowed		Institution	Loan No.	Term Years	Total Interest & Charges	Interest Rate	Amount (Used)		Balance Unspent
	Actual	Budget						Actual	Budget	
	\$	\$				\$	%	\$	\$	\$
Gwynne Park	0	6,805,000	WATC	352A	15	0	5.30	0	0	6,805,000
Armada Regional Rec Reserve	0	3,360,000	WATC	356A	15	0	5.30	0	0	3,360,000
	0	10,165,000				0		0	0	10,165,000

Unspent borrowings

Particulars	Date Borrowed	Unspent Balance 30-Jun-25	Borrowed During Year	Expended During Year	Unspent Balance 30 June 2025
		\$	\$	\$	\$
345D Core System Review	29/06/2023	1,079,375	0	0	1,079,375
346 Roleystone Theatre	29/06/2023	207,522	0	0	207,522
350B - Forrestdale Sporting Precinct	20/06/2025	1,426,834	0	0	1,426,834
348 - Morgan Park	20/06/2025	1,447,252	0	0	1,447,252
350A Forrestdale Hub	20/06/2025	221,822	0	0	221,822
		4,382,806	0	0	4,382,806

KEY INFORMATION

The City has elected to recognise borrowing costs as an expense when incurred regardless of how the borrowings are applied.

Fair values of borrowings are not materially different to their carrying amounts, since the interest payable on those borrowings is either close to current market rates or the borrowings are of a short term nature.

CITY OF ARMADALE
SUPPLEMENTARY INFORMATION
FOR THE PERIOD ENDED 31 OCTOBER 2025

FINANCING ACTIVITIES

11 LEASE LIABILITIES

Movement in carrying amounts

Information on leases		New Leases			Principal Repayments		Principal Outstanding		Interest Repayments	
Particulars	Lease No.	1 July 2025	Actual	Budget	Actual	Budget	Actual	Budget	Actual	Budget
		\$	\$	\$	\$	\$	\$	\$	\$	\$
Office Equipment	COARM001	0	26,035	104,190	(26,035)	(104,190)	0	0	77	(258)
Office Equipment	COARM002	3,983	0	0	(1,324)	(3,983)	2,659	0	12	(24)
Office Equipment	COARM003	10,878	0	0	(1,194)	(4,799)	9,684	6,079	32	(108)
IT Equipment	E6N0162298	3,399	3,399	6,769	(6,798)	(6,769)	-0	3,399	59	(89)
IT Equipment	E6N0162003	8,015	0	15,970	0	(15,970)	8,015	8,015	(60)	(180)
IT Equipment	E6N0162826	6,282	0	37,025	(18,549)	(37,025)	-12,267	6,282	74	(222)
IT Equipment	E6N0159594	19,181	0	38,215	0	(38,215)	19,181	19,181	(149)	(445)
IT Equipment	E6N0161137	9,137	0	9,137	(9,137)	(9,137)	0	9,137	106	(106)
IT Equipment	E6N0162255	3,818	3,818	7,603	(7,635)	(7,603)	0	3,818	65	(97)
IT Equipment	009-0154500-001	7,112	0	10,651	(7,112)	(10,651)	-0	7,112	30	(62)
IT Equipment	009-0154500-002	59,347	0	88,872	(59,347)	(88,872)	0	59,347	247	(519)
IT Equipment	009-0154500-003	1,451	0	2,173	(1,451)	(2,173)	0	1,451	6	(13)
IT Equipment	009-0154500-004	3,319	0	4,970	(3,319)	(4,970)	0	3,319	14	(29)
IT Equipment	009-0154500-005	6,665	0	0	(1,566)	(3,780)	5,099	2,885	50	(99)
IT Equipment	009-0154500-006	10,513	0	0	(5,987)	(10,513)	4,526	0	74	(94)
IT Equipment	009-0154500-007	5,732	0	0	(2,588)	(5,732)	3,144	0	54	(80)
IT Equipment	009-0154500-008	2,306	0	0	(444)	(1,096)	1,862	1,210	88	(179)
IT Equipment	009-0154500-009	45,292	0	0	(6,953)	(20,874)	38,339	24,418	34	(87)
IT Equipment	009-0154500-010	18,180	0	0	(2,361)	(5,683)	15,819	12,497	68	(147)
IT Equipment	009-0154500-011	2,061	0	0	(199)	(603)	1,862	1,458	14	(39)
IT Equipment	009-0154500-012	1,918	0	0	(230)	(547)	1,688	1,371	13	(36)
IT Equipment	009-0154500-013	11,332	0	0	(967)	(2,924)	10,365	8,408	87	(236)
IT Equipment	009-0154500-014	47,593	0	0	(5,082)	0	42,511	47,593	450	0
IT Equipment	009-0154500-015	14,124	0	0	(2,064)	(4,999)	12,060	9,125	170	(364)
IT Equipment	009-0154500-016	7,013	0	0	(732)	(1,769)	6,281	5,244	66	(147)
Fitness Equipment	E6N0162801	4,933	0	4,862	(4,933)	(9,795)	0	0	57	(114)
Fitness Equipment	E6N0162813	7,593	0	2,554	(5,039)	(10,147)	2,554	0	114	(160)
Fitness Equipment	E6N0162400	0	20,373	53,787	(20,373)	(53,787)	0	0	268	(1,182)
Fitness Equipment	E6N0162397	6,743	0	4,512	0	(9,024)	6,743	2,231	(51)	(102)
Fitness Equipment	E6N0163450	1,490	0	499	(991)	(1,989)	499	0	12	(18)
Fitness Equipment	E2TEC64127	32,929	0	11,099	(21,830)	(44,028)	11,099	0	616	(865)
Plant Equipment	973313	20,866	0	0	(1,871)	(5,677)	18,995	15,189	95	(221)
Plant Equipment	1021176	18,519	0	0	(2,859)	(8,600)	15,660	9,919	44	(1,100)
Plant Equipment	1037417	2,368	0	0	(1,574)	(2,367)	794	1	20	(24)
Plant Equipment	674927	26,793	0	0	(2,003)	(6,079)	24,790	20,714	304	(841)
Building Armadale	Shop 64 & 65	3,758,002	0	2,796,812	(126,112)	(387,240)	3,631,890	6,167,574	53,000	(108,030)
Building Kelmscott	KELLIB	92,751	0	0	(77,179)	(92,750)	15,572	1	904	(949)
Building Seville Grove	E6N0162636	1,262	1,261	0	(2,522)	0	1	0	20	0
RFID Armadale Library	Bibliotheca SAAS2022101	34,773	0	0	0	(10,360)	34,773	24,413	(1,109)	(735)
									0	
Total		4,317,673	54,886	3,199,700	(438,363)	(1,034,720)	3,934,196	6,481,391	55,977	(118,001)
Current lease liabilities		607,169					223,693			
Non-current lease liabilities		3,710,504					3,710,504			
		4,317,673					3,934,197			

All lease repayments were financed by general purpose revenue.

CITY OF ARMADALE
SUPPLEMENTARY INFORMATION
FOR THE PERIOD ENDED 31 OCTOBER 2025

OPERATING ACTIVITIES

12 OTHER CURRENT LIABILITIES

	Note	Opening Balance 1 July 2025 \$	Liability transferred from/(to) non current \$	Liability Increase \$	Liability Reduction \$	Closing Balance 31 Oct 2025 \$
Other current liabilities						
Other liabilities						
Capital grant liabilities		2,284,273	0	242,548	0	2,526,821
Contract liabilities - Anstey Keane		261,764	0	2,977,122	0	3,238,886
Contract liabilities - North Forrestdale		533,306	0	1,539,641	0	2,072,947
Total other liabilities		3,079,343	0	4,759,311	0	7,838,653
Employee Related Provisions						
Annual Leave		4,378,649	0	0	(256,121)	4,122,527
Long Service Leave		4,255,160	0	339,029	0	4,594,189
Other employee leave provisions		479,862	0	0	(44,864)	434,998
Total Provisions		9,113,670	0	339,029	(300,985)	9,151,715
Other Provisions						
Provision for Rehabilitation of Landfill Cell		15,919,444	0	0	0	15,919,444
Total Other Provisions		15,919,444	0	0	0	15,919,444
Total other current liabilities		28,112,457	0	5,098,340	(300,985)	32,909,812

Amounts shown above include GST (where applicable)

A breakdown of contract liabilities and associated movements is provided on the following pages at Note 13 and 14

KEY INFORMATION

Provisions

Provisions are recognised when the City has a present legal or constructive obligation, as a result of past events, for which it is probable that an outflow of economic benefits will result and that outflow can be reliably measured.

Provisions are measured using the best estimate of the amounts required to settle the obligation at the end of the reporting period.

Employee Related Provisions

Short-term employee benefits

Provision is made for the City's obligations for short-term employee benefits. Short-term employee benefits are benefits (other than termination benefits) that are expected to be settled wholly before 12 months after the end of the annual reporting period in which the employees render the related service, including wages, salaries and sick leave. Short-term employee benefits are measured at the (undiscounted) amounts expected to be paid when the obligation is settled.

The City's obligations for short-term employee benefits such as wages, salaries and sick leave are recognised as a part of current trade and other payables in the calculation of net current assets.

Other long-term employee benefits

The City's obligations for employees' annual leave and long service leave entitlements are recognised as employee related provisions in the statement of financial position.

Long-term employee benefits are measured at the present value of the expected future payments to be made to employees. Expected future payments incorporate anticipated future wage and salary levels, durations of service and employee departures and are discounted at rates determined by reference to market yields at the end of the reporting period on government bonds that have maturity dates that approximate the terms of the obligations. Any remeasurements for changes in assumptions of obligations for other long-term employee benefits are recognised in profit or loss in the periods in which the changes occur. The City's obligations for long-term employee benefits are presented as non-current provisions in its statement of financial position, except where the City does not have an unconditional right to defer settlement for at least 12 months after the end of the reporting period, in which case the obligations are presented as current provisions.

Contract liabilities

An entity's obligation to transfer goods or services to a customer for which the entity has received consideration (or the amount is due) from the customer.

Capital grant/contribution liabilities

Grants to acquire or construct recognisable non-financial assets to identified specifications be constructed to be controlled by the City are recognised as a liability until such time as the City satisfies its obligations under the agreement.

CITY OF ARMADALE
SUPPLEMENTARY INFORMATION
FOR THE PERIOD ENDED 31 OCTOBER 2025

OPERATING ACTIVITIES

13 GRANTS, SUBSIDIES AND CONTRIBUTIONS

Provider	Unspent grant, subsidies and contributions liability				Grants, subsidies and contributions revenue		
	Increase in Liability	Decrease in Liability (As revenue)	Liability 31 Oct 2025	Current Liability 31 Oct 2025	Amended Budget Revenue	YTD Budget	YTD Revenue Actual
	\$	\$	\$	\$	\$	\$	\$
Grants and subsidies							
City of Gosnells	68,924	(68,924)	0	0	391,504	130,501	68,924
Department of Biodiversity Conservation and Attractions	0	0	0	0	31,250	10,417	0
Department of Communities	0	0	0	0	482,188	160,729	0
Department of Fire and Emergency Services	132,431	(132,431)	0	0	214,452	71,484	132,431
Department of Planning, Lands & Heritage	0	0	0	0	195,523	65,174	0
Department of Treasury	767,649	(767,649)	0	0	2,293,184	745,139	767,649
Department of Local Government, Sport and Cultural Industries	9,091	(9,091)	0	0	1,528,160	509,387	9,091
Lotterywest	0	0	0	0	36,260	12,087	0
Main Roads Western Australia	0	0	0	0	77,700	25,900	0
National Indigenous Australian Agency	174,654	(174,654)	0	0	165,760	55,253	174,654
Others	18,231	(18,231)	0	0	20,720	6,907	18,231
	1,170,980	(1,170,980)	0	0	5,436,701	1,792,978	1,170,980
Contributions							
DCP - Anstey Keane	29,799	(29,799)	0	0	249,676	83,240	29,799
DCP - North Forrestdale	64,225	(64,225)	0	0	505,100	168,360	64,225
Other Local Governments	41,707	(41,707)	0	0	0	0	41,707
Others	154,315	(154,315)	0	0	339,483	113,161	154,315
	290,046	(290,046)	0	0	1,094,259	364,761	290,046
TOTALS	1,461,026	(1,461,026)	0	0	6,530,960	2,157,739	1,461,026

CITY OF ARMADALE
SUPPLEMENTARY INFORMATION
FOR THE PERIOD ENDED 31 OCTOBER 2025

INVESTING ACTIVITIES

14 CAPITAL GRANTS, SUBSIDIES AND CONTRIBUTIONS

Provider	Capital grant/contribution liabilities						Capital grants, subsidies and contributions revenue		
	Liability	Asset	Increase / Decrease		Liability	Current Asset	Amended Budget	YTD	YTD Revenue
			In Grant Asset	Increase/Decrease in Liability					
	1 July 2025	1 July 2025	(As revenue)		31 Oct 2025	31 Oct 2025	Revenue	Budget	Actual
	\$	\$	\$	\$	\$	\$	\$	\$	\$
Capital grants and subsidies									
ARENA (Australian Renewable Energy Agency)	0	182,769	0	182,769	0	0	177,300	59,100	0
Main Roads WA	(574,042)	573,730	3,199	657,779	(1,231,821)	576,929	5,396,100	1,798,700	128,194
Public Transport Authority WA	(14,193)	85,148	0	0	(14,193)	85,148	22,200	7,400	0
Department of Infrastructure, Transport, Regional Development and the Arts	(895,620)	139,249	(47,920)	(345,979)	(549,641)	91,329	22,500,000	7,500,000	396,336
Department of Local Government, Sport and Cultural Industries	(141,518)	484,398	113,131	(119,177)	(22,341)	597,529	0	0	352,308
WA Police	(589,796)	0	0	2,575	(587,221)	0	0	0	2,575
Department of Transport	(29,103)	0	0	0	(29,103)	0	0	0	0
Federal Department of Industry Science and Resources	0	0	0	0	0	0	0	0	0
Department of Education	0	0	0	(52,500)	(52,500)	0	0	0	0
Western Australian Cricket Association	(40,000)	0	0	0	(40,000)	0	1,360,000	453,333	0
Urban Precincts and Partnership Program	0	0	0	0	0	0	11,000,000	3,666,667	0
	(2,284,272)	1,465,294	68,410	325,467	(2,526,820)	1,350,935	40,455,600	13,485,200	879,413
Capital contributions									
PPL Liability	0	6,500	0	0	0	6,500	0	0	0
Developer Contribution	0	148,681	34,283	0	0	182,964	9,773,700	3,257,891	34,283
POS/Trust	0	48,385	62,324	0	0	110,709	0	0	62,324
Non-cash contribution / gifted assets	0	0	0	0	0	0	28,000,000	0	0
	0	203,566	96,607	0	0	300,173	37,773,700	3,257,891	96,607
TOTALS	(2,284,272)	1,668,860	165,017	325,467	(2,526,820)	1,651,108	78,229,300	16,743,091	976,020

**CITY OF ARMADALE
SUPPLEMENTARY INFORMATION
FOR THE PERIOD ENDED 31 OCTOBER 2025**

15 TRUST FUND

Funds held at balance date which are required by legislation to be credited to the trust fund and which are not included in the financial statements are as follows:

Description	Opening Balance 1 July 2025	Amount Received	Amount Paid	Closing Balance 31 October 2025
	\$	\$	\$	\$
Cash in lieu - POS - agreements	33,680	248	0	33,928
Cash in lieu - parking	265,538	1,957	0	267,496
POS Precinct A - Westfield	93,999	693	0	94,692
POS Precinct C - West Armadale	408,312	3,010	0	411,322
POS Precinct F - Clifton Hills	251,507	1,854	0	253,361
POS Precinct H - Mount Nasura	1,402,616	10,339	0	1,412,955
POS Precinct N - Forrestdale	255,534	1,884	0	257,418
POS Precinct O - Palomino	86,656	639	0	87,294
POS - Regional Recreation Infrastructure	606,655	4,472	0	611,127
POS Cash in lieu - Armadale	333,036	2,455	0	335,491
POS Cash in lieu - Bedforddale	262,594	1,936	0	264,529
POS Cash in lieu - Kelmscott	106,821	787	0	107,608
POS Cash in lieu - Mount Richon	131,872	972	0	132,845
POS Cash in lieu - Piara Waters	784,966	5,786	0	790,752
POS Cash in lieu - Roleystone	95,977	707	0	96,684
Wungong Road contribution account	649,016	4,784	0	653,801
	5,768,778	42,524	0	5,811,303

CITY OF ARMADALE
SUPPLEMENTARY INFORMATION
FOR THE PERIOD ENDED 31 OCTOBER 2025

16 BUDGET AMENDMENTS

Amendments to original budget since budget adoption. Surplus/(Deficit)

Description	Council Resolution	Classification	Non Cash Adjustment	Increase in Available Cash	Decrease in Available Cash	Amended Budget Running Balance
			\$	\$	\$	\$
Budget adoption						0
Surplus of 2024/2025		Opening surplus(deficit)		17,642,247		17,642,247
Financial Assistance Grants Paid in Advance		Opening surplus(deficit)			(3,004,064)	14,638,183
Armadale study Hub	C2/7/25	Capital expenses			(930,000)	13,708,183
Asset Renewal Reserve	C2/7/25	Capital revenue		775,000		14,483,183
Morgan Park	C2/7/25	Capital expenses		155,000		14,638,183
To recognise 24/25 Capital carry forward projects	CS3/10/25					14,638,183
Works in progress - Buildings	CS3/10/25	Capital expenses			(15,662,200)	(1,024,017)
Works in progress - Roads	CS3/10/25	Capital expenses			(5,537,500)	(6,561,517)
Works in progress - Parks & Reserves	CS3/10/25	Capital expenses			(5,549,600)	(12,111,117)
Works in progress - Landfill & Waste	CS3/10/25	Capital expenses			(202,600)	(12,313,717)
Works in progress - Pathways	CS3/10/25	Capital expenses			(253,700)	(12,567,417)
Works in progress - Furniture & Equipment	CS3/10/25	Capital expenses			(102,300)	(12,669,717)
Works in progress - Landfill	CS3/10/25	Capital expenses			(143,800)	(12,813,517)
Works in progress - Plant & Machinery	CS3/10/25	Capital expenses			(1,108,800)	(13,922,317)
Funding from Reserves - capital projects	CS3/10/25	Capital revenue		6,107,200		(7,815,117)
Non-operating grants, subsidies & contributions	CS3/10/25	Capital revenue		4,318,100		(3,497,017)
Proceeds from loans	CS3/10/25	Capital revenue		3,571,600		74,583
Proceeds from sale of assets	CS3/10/25	Capital revenue		223,000		297,583
Funding from Developer Contributions	CS3/10/25	Capital revenue		5,760,100		6,057,683
To recognise 24/25 Operational carry forward projects	CS3/10/25					6,057,683
Operating projects & programs - CEO Directorate	CS3/10/25	Operating expenses			(15,800)	6,041,883
Operating projects & programs - Community Services	CS3/10/25	Operating revenue			(636,800)	5,405,083
Operating projects & programs - Corporate Services	CS3/10/25	Operating expenses			(3,473,600)	1,931,483
Operating projects & programs - Development Services	CS3/10/25	Operating expenses			(1,987,900)	(56,417)
Operating projects & programs - Technical Services	CS3/10/25	Operating expenses			(2,839,200)	(2,895,617)
Funding from Reserves - operating projects	CS3/10/25	Operating revenue		2,051,400		(844,217)
Operating grants, subsidies & contributions	CS3/10/25	Operating revenue		508,500		(335,717)
Proceeds from loans	CS3/10/25	Operating revenue		1,007,400		671,683
Project to be transferred to Rolled over Projects reserves	CS3/10/25	Opening surplus(deficit)				671,683
Corfield Wetland Improvement Stage 4/5	CS3/10/25				(153,700)	517,983
Streetscape Strategy Gateway Landscape	CS3/10/25				(75,000)	442,983
Fancote Park	CS3/10/25				(96,100)	346,883
Surplus 2024/2025 After adjustment for carry forwards						346,883
				42,119,547	(41,772,664)	346,883

Major Projects (> \$250k)- FY 25/26 CAPEX Program (inc CFwds) with Funding Sources October 2025	Total Budget \$	Adopted Budget FY 25/26 \$	Committed FY 2026 \$	Actual FY 2026 October \$	Actual & Commitments \$	Funding Sources
Buildings						
ARRR Stage 1 - Design and Construct	26,174,800	25,860,000	0	106,218	106,218	Loan / Grant / Reserve
Gwynne Pavilion Major	9,219,700	8,940,000	117,340	104,778	222,118	Reserve / Loan / Grant
Forrestdale Sports Pavilion	6,611,700		0	793,800	793,800	/ POS / Reserve / Loan / G
Morgan Park (Major)	5,343,700		0	681,475	681,475	eserve / Loan / Grant / Mur
Armadale Uni Study Hub	1,132,500		0	764,377	764,377	Grant / Muni
Morgan Park - New	789,000	789,000	11,453		11,453	Muni / Reserve
Springdale Pavilion changeroom	786,500		0	286,158	286,158	Grant / Muni
Hilbert Dist Com Ctr Design	600,000		0	10,690	10,690	Dev WA DCP
Morgan Park - Renewal	526,000	526,000	90,494		90,494	Muni / Reserve
Animal Compound Works stage 2	384,300		0	80,174	80,174	Reserve
Depot Workshop - Design	350,000		0	20,385	20,385	Reserve
Furniture and Equipment						
EV Charging Infrastructure	443,300	443,300	0	0	0	Muni / Grant
Parks & Reserves						
Civic Trail Lighting	1,179,500		0	45,589	45,589	Grant / Muni
Piara Waters Carpark LRCI P4	656,500		0	0	0	Grant / Muni
Fixed Sports Equipment Replacement Prg	463,000		0	0	0	Muni
Site main switch boards prog	344,400		0	0	0	Reserve
Parks and Reserves						
Central Park - Construction	14,516,700	14,500,000	9,000	35,749	44,749	Reserve / Grant / Muni
Piara Waters West Playing Field FY 26	4,068,900	4,068,900	0	30,030	30,030	DCP
Playground replacement program FY 26	1,852,300	882,000	0	605,015	605,015	Reserve / Muni
Mason Rd - Landscape FY 26	480,000	480,000	0	0	0	DCP
Parks Fencing replacement program Y26	309,200	211,500	0	0	0	Reserve / Muni
Dry Parks Strategy FY 26	300,000	300,000	36,180	0	36,180	Muni
Parks Irrigation replacement program Y26	260,000	260,000	0	64,961	64,961	Reserve
Park Improvement Strategy FY 26	250,000	250,000	0	0	0	Muni

Major Projects (> \$250k)- FY 25/26 CAPEX Program (inc CFwds) with Funding Sources October 2025	Total Budget \$	Adopted Budget FY 25/26 \$	Committed FY 2026 \$	Actual FY 2026 October \$	Actual & Commitments \$	Funding Sources
Pathways						
FY 25-26 New Footpaths Program	365,100	365,100	0	0	0	Muni
Railway Ave Shared Path Design	253,700		0	0	0	Grant
Plant & Machinery						
Various Fleets & Plants	8,668,100	7,559,300	915,125	151,882	1,067,007	Reserve / Sale Proceeds
Roads						
Eighth Road stage 2b	6,121,800	5,224,800	0	4,398	4,398	Dev WA DCP
AGBS - Mason Rd/Wright Rd	732,500	732,500	0	0	0	Grant
Alexwood Dr(Chainage 1090-Chainage 1290)	681,600		0	4,614	4,614	Muni
AGBS - Railway Ave/Camillo Rd	630,700	630,700	0	0	0	Grant
AGBS - Railway Ave/Champion Dr	592,600	592,600	0	0	0	Grant
RR - Urch Road - Peet Rd to Coventry Rd	580,300	580,300	0	0	0	Muni
Forrest Rd - Bridge renew	550,100	550,100	94,074	3,200	97,274	Grant
MRRG - Eleventh Rd - Design Only	528,100	528,100	0	0	0	Muni / Grant
Mason Road Warton Southhampton	500,000		0	500	500	DCP
R2R - Ward Cresent	470,400	470,400	0	0	0	Muni / Grant
Mason Road Upgrade-Land	453,900		0	0	0	DCP
AGBS - Nicholson/Easthope	425,200		0	0	0	Grant
MRRG - Chevin Rd	405,600	405,600	0	0	0	Muni / Grant
MRRG - Canning Rd (stage 1)	362,400	362,400	0	0	0	Muni / Grant
MRRG - Croyden Rd	350,800		0	0	0	Grant / Muni
MRRG - Canning Rd (stage 3)	343,900	343,900	0	0	0	Muni / Grant
SBS - Skeet Rd/Keane Rd	332,300		0	2,680	2,680	Grant / Muni
Skeet Road, HarrisdaleLRCI P4	330,000		0	0	0	Grant
Street Lights-Renwl Project TBD	322,000		0	25,954	25,954	Reserve
Rushton car park renewal	300,000	300,000	0	0	0	Reserve
Armadaale Golf Course Carpark	300,000	300,000	0	0	0	Muni
MRRG - Lake Road	293,100	293,100	0	0	0	Muni / Grant
Decorative Streelights	250,000	250,000	0	0	0	Reserve
Total	102,186,200	76,999,600	1,273,666	3,822,626	5,096,292	

Minor Projects (< \$250k)- FY 25/26 CAPEX Program (inc CFwds) with Funding Sources October 2025	Total Budget \$	Adopted Budget FY 25/26 \$	Committed FY 2026 \$	Actual FY 2026 October \$	Actual & Commitments \$	Funding Sources
Buildings						
Roleystone Theatre Landscaping	207,500		0	4,776	4,776	Loan
Piara Waters Library	150,000		0	203,962	203,962	Loan
Fletcher Park (Wallangara Pony)	79,300		0	49,998	49,998	Muni
Drainage						
Teal Brook - Hydrology studies	100,000	100,000	0	0	0	Reserve
Streich Ave - Drainage Design Only	85,000	85,000	0	0	0	Reserve
Minor drainage renewal projects	60,000	60,000	0	-49,644	-49,644	Reserve
Furniture and Equipment						
AFAC - Pool Blankets	163,000	163,000	0	0	0	Reserve
AFAC - Geothermal Bore	105,000	105,000	0	0	0	Reserve
Public Art	100,000	100,000	0	0	0	Muni
Access Control Gates - AFAC	87,000		0	0	0	Muni / Reserve
AFAC - Aquatic Equipment	63,000	63,000	0	0	0	Reserve
AFAC- Café Kitchen Renewal	48,400	48,400	0	4,152	4,152	Reserve
CCTV & Security - Waste Services	40,800	40,800	0	0	0	Reserve
AFAC - Flooring Replace	40,000	40,000	0	0	0	Reserve
Facility - Solar Hot Water	34,000	34,000	0	0	0	Reserve
Facility - AHU-02-02	20,000	20,000	0	0	0	Reserve
Noise Meter - Health	15,300		0	23,150	23,150	Muni
AFAC - Staff Room - Zip Tap	6,000	6,000	0	0	0	Reserve
Land						
Anstey Road Upgrade - Land	143,800		0	0	0	DCP
Landfill Cell						
CCTV Upgrade -Landfill Building	30,500		0	0	0	Reserve
Landfill Gas Capture - Facility	5,600		0	0	0	Reserve

Minor Projects (< \$250k)- FY 25/26 CAPEX Program (inc CFwds) with Funding Sources October 2025	Total Budget \$	Adopted Budget FY 25/26 \$	Committed FY 2026 \$	Actual FY 2026 October \$	Actual & Commitments \$	Funding Sources
Other Infrastructure						
Bus Shelters - new program	44,500	44,500	0	0	0	Muni / Grant
Parks & Reserves						
North Forrestdale SAR Bridge Renewal Prg	245,500		0	0	0	Reserve
Minnie Grove park avenue /Living Stream	233,000		0	0	0	Dev WA DCP
Grimaldi Ave Park avenue (DCS legacy)	230,000		0	0	0	Dev WA DCP
Memorial park Lights renewal	230,000		0	17,247	17,247	Reserve
Verdant Reserve - Landscape	73,600		0	60,268	60,268	POS/Trust
Bore Renewal Works	20,900		0	67,680	67,680	Reserve
Morgan pk lighting retic works	10,600		0	7,860	7,860	Muni
Parks and Reserves						
Parks Furniture replacement program Y26	156,200	27,200	0	2,056	2,056	Reserve / Muni
Fixed Sport eqpt replacement program Y26	92,800	92,800	7,180	0	7,180	Reserve
Parks switchboard renewal Y26	19,800	19,800	7,900	0	7,900	Reserve
Shade sail replacement program Y26	15,000	15,000	0	16,858	16,858	Reserve
Parks Signage replacement program Y26	12,200	12,200	0	379	379	Reserve
Club fixed equipment program	10,000	10,000	17,861	0	17,861	Muni
Pathways						
Delamere Wy & Backet Ct - Path	140,100	140,100	0	3,927	3,927	Muni
Path - Pine tree Cl	55,100	55,100	0	0	0	Muni
Plant & Machinery						
Landfill Gas Management System Expansion	40,000	40,000	0	0	0	Reserve

Minor Projects (< \$250k)- FY 25/26 CAPEX Program (inc CFwds) with Funding Sources October 2025	Total Budget \$	Adopted Budget FY 25/26 \$	Committed FY 2026 \$	Actual FY 2026 October \$	Actual & Commitments \$	Funding Sources
Roads						
SBS - Railway Ave (Westfield-Lake)	248,400	248,400	37,525	0	37,525	Muni / Grant
R2R - Church Avenue	243,800	243,800	0	0	0	Muni / Grant
SBS - Columbia/Wright RAB	233,000		0	2,680	2,680	Grant / Muni
MRRG - Canning Mills Rd	215,300	215,300	0	0	0	Muni / Grant
Streetscape Projects Rosette Pl	206,800		0	0	0	Muni / Reserve
MRRG - Seville Dr	185,900	185,900	0	0	0	Muni / Grant
R2R - Dumas Drive	169,600	169,600	0	0	0	Muni / Grant
R2R - Merrifield Ave	155,300	155,300	0	0	0	Muni / Grant
R2R - Canns Road	148,600	148,600	0	0	0	Muni / Grant
Brookton Hwy & Hill St Final Phase	146,500		0	51,325	51,325	Grant / Muni
R2R - Wandoo St	144,900	144,900	0	0	0	Muni / Grant
Street Light poles - renewal program	141,100	70,000	0	16,581	16,581	Reserve / Muni
New Footpaths - Design & Construct	130,900		0	0	0	Muni
R2R - Cudal Place	130,900	130,900	0	0	0	Muni / Grant
R2R - George Road	125,300	125,300	15,780	0	15,780	Muni / Grant
R2R - Leschenaultia St	124,300	124,300	0	0	0	Muni / Grant
Community Safety Projects	121,000	100,000	0	0	0	Muni
R2R - Champion Drive	116,900	116,900	0	0	0	Grant
R2R - Third Rd	109,900	109,900	1,300	0	1,300	Grant
SBS -Railway Ave (Lowanna-Streich)	103,300	103,300	0	0	0	Muni / Grant
MRRG - Eleventh Rd	101,300	101,300	26,136	0	26,136	Muni / Grant
RTR - Coventry Rd	98,400		0	0	0	Grant
RR - Canns Road	98,400	98,400	0	0	0	Reserve
R2R - Brant Road	92,700	92,700	0	0	0	Muni / Grant
Planned Minor Capital Works	87,000		0	0	0	Muni
RTR - Eugene Pl	81,700		0	0	0	Grant
R2R - Bernard St	78,200	78,200	0	0	0	Muni / Grant
Talus Dr Bedforddale Hill LRCI 4	75,100		0	30,285	30,285	Grant
MRRG - Wright Road	72,900	72,900	0	0	0	Muni / Grant

Minor Projects (< \$250k)- FY 25/26 CAPEX Program (inc CFwds) with Funding Sources October 2025	Total Budget \$	Adopted Budget FY 25/26 \$	Committed FY 2026 \$	Actual FY 2026 October \$	Actual & Commitments \$	Funding Sources
MRRG - Nicholson Road	71,300	71,300	0	0	0	Muni / Grant
R2R - Calytrix Rd	71,100	71,100	0	0	0	Muni / Grant
RR Church Ave - William to Joh	70,000	70,000	0	0	0	Reserve
R2R - Sherbourne Way	66,000	66,000	0	0	0	Muni / Grant
RR - Talus Drive	64,000	64,000	0	0	0	Reserve
RR - Hills Street	64,000	64,000	540,084	0	540,084	Reserve
RR - Glasgow Way	64,000	64,000	0	0	0	Reserve
Lighting -Gilwell Ave (Albany - Clifton)	60,000	60,000	0	0	0	Muni
Glastonbury Rd-Fountain-DS	57,800		0	0	0	Muni
LATM - Seville Grove	54,200		0	0	0	Muni
Bus Shelters - Renewal	34,500	34,500	0	0	0	Reserve
LATM - Challis,Lowanna Way,Tait	28,300		0	6,140	6,140	Reserve
Leake St 1 - No. 19 to Cul-de-sac	24,000		0	0	0	Muni
Waste						
Landfill Gas Capture Heavy P&E	79,000		0	0	0	Reserve
Site Fencing Improvements	71,300		0	0	0	Reserve
Data Connection - Landfill	16,200		0	0	0	Reserve
Waste Infrastructure						
Transfer Station - Sorting and transfers	150,000	150,000	0	0	0	Reserve
Landfill - Access to Hardstand	100,000	100,000	0	0	0	Reserve
Leachate Management System	50,000	50,000	0	0	0	Reserve
General Roadworks improve	20,400	20,400	0	0	0	Reserve
Total	8,417,000	5,043,100	653,766	519,679	1,173,445	



Rates Written Off
for Batch No: 277

3-Nov-25

9:24:43 am

<u>Assess#</u>	<u>Property Address</u>	<u>Amount</u>
569	9 Cull Ct, Armadale	-0.84
4404	3207 Albany Hwy, Armadale	-1.40
6543	50 Amethyst Cr, Mount Richon	-0.96
10435	22 Binburra Way, Mount Nasura	-0.31
11815	23 Brumby Pl, Armadale	-0.97
12736	5 Burrowa St, Armadale	-0.49
13233	18 Cabarita Rd, Armadale	-3.08
14190	5A Caroline St, Mount Nasura	-1.40
14627	2 Carrick Rd, Mount Richon	-0.36
14776	34 Carrick Rd, Mount Richon	-2.42
14825	44 Carrick Rd, Mount Richon	-0.14
17178	1 Kootingal Rd, Armadale	-0.28
20905	48 Derry Av, Mount Nasura	-0.16
21565	69 Doorigo Rd, Armadale	-2.23
27224	1/15 Sexty St, Armadale	-0.57
27909	805 Armadale Rd, Forrestdale	-0.31
28028	811 Armadale Rd, Forrestdale	-3.28
29539	107 Forrest Rd, Armadale	-1.96
29755	18 Fountains Ct, Armadale	-0.16
31954	15 Gull St, Wungong	-0.36
32532	44 Harrison Rd, Mount Richon	-1.06
32825	49 Harrison Rd, Mount Richon	-0.69
37578	36 Lilian Av, Armadale	-1.40
37663	4 Lilika St, Armadale	-0.41
37960	62 Little John Rd, Armadale	-1.22
39419	18 Lowanna Way, Armadale	-1.96
40486	1 Mignon Ct, Armadale	-1.12
41983	3 Nerang Ct, Armadale	-0.73
42638	26 Neilson Av, Armadale	-1.16
45355	20 Pelham St, Armadale	-0.50
45387	4 Petalite Pl, Mount Richon	-0.73
47133	2/88 Church Av, Armadale	-0.24
47575	16 Redross Ct, Armadale	-1.40
50348	2/175 Seventh Rd, Armadale	-1.20
52009	7 Sinclair St, Armadale	-1.13
53718	29A Lensham Pl, Armadale	-1.18
54689	244 Streich Av, Armadale	-0.84
58178	31 Galliers Av, Armadale	-0.69
58362	2 Galliers Av, Armadale	-0.84
59413	70 Wallangarra Dr, Bedfordale	-0.44
61874	52 Church Av, Armadale	-0.22
64573	15 Abingdon Pl, Kelmscott	-0.37
65737	2576 Albany Hwy, Kelmscott	-0.15
65822	2616 Albany Hwy, Kelmscott	-0.75
66347	3049 Albany Hwy, Kelmscott	-0.15
68242	56 Ashley Dr, Kelmscott	-1.64
69226	5 Baxendale Way, Camillo	-0.01
69406	17 Panorama Dr, Kelmscott	-0.16
72427	2 Greendale Pl, Kelmscott	-0.60
72445	12 Buckingham Rd, Kelmscott	-0.09
72887	1 Bulida Ct, Kelmscott	-0.71
73285	23 Bunney Rd, Kelmscott	-0.28
73659	13 Canning Mills Rd, Kelmscott	-1.23
74322	21 Charles St, Kelmscott	-2.76
74471	15 Chasley Ct, Kelmscott	-0.14
75829	18A Cobham Way, Camillo	-0.27
76182	3 Community Dr, Camillo	-1.29
76330	55 Connell Av, Kelmscott	-1.42
77774	29 Dixie Rd, Kelmscott	-2.88
79732	13 Felgate Ct, Camillo	-1.91



**Rates Written Off
for Batch No: 277**

3-Nov-25
9:24:43 am

<u>Assess#</u>	<u>Property Address</u>	<u>Amount</u>
80349	55 Banyard Av, Kelmscott	-2.05
80501	42A Banyard Av, Kelmscott	-2.80
80533	30 Banyard Av, Kelmscott	-2.59
82307	8 Glenhurst Ct, Camillo	-0.57
82884	24 Grasmere Pl, Kelmscott	-0.41
83381	49 Grovelands Dr, Camillo	-1.17
84284	42 Hilltop Pl, Kelmscott	-0.37
85353	14 Huxley Ct, Camillo	-2.83
85862	10 Kendal Ct, Camillo	-3.23
86355	48A Little John Rd, Armadale	-0.10
88822	35 Martin St, Kelmscott	-2.02
89676	3 Merilee Tce, Kelmscott	-3.49
92160	59 Cammillo Rd, Camillo	-0.30
93699	41 Panorama Dr, Kelmscott	-0.85
95116	20 Peter St, Kelmscott	-1.72
97796	6 Ryland Rd, Kelmscott	-1.28
100290	65 Champion Dr, Seville Grove	-1.44
100470	15 Selsdon Rd, Camillo	-0.18
101274	16 Slee Av, Kelmscott	-0.57
103070	17-19 Tewson Rd, Camillo	-1.22
103084	21 Tewson Rd, Camillo	-0.83
104626	51 Ravenscroft Way, Kelmscott	-2.27
104676	41 Ravenscroft Way, Kelmscott	-0.90
108133	4 Wakehurst Pl, Kelmscott	-0.34
108278	16 Dale St, Mount Nasura	-0.18
111073	35 O'Sullivan Dr, Camillo	-1.72
117601	15 Irymple Rd, Karragullen	-0.39
118013	26 Croyden Rd, Roleystone	-2.84
118077	2 Old Coach Pl, Roleystone	-0.99
122446	80 Tyers Rd, Roleystone	-3.13
122482	9 Hassett Rd, Roleystone	-1.70
123713	16 Hilton Rd, Roleystone	-0.41
124783	55 Jarrah Rd, Roleystone	-0.43
125618	16 Leschenaultia St, Roleystone	-1.45
125983	43 Mackie Rd, Roleystone	-3.38
126624	11 Michael Rd, Roleystone	-0.70
128353	197 Peet Rd, Roleystone	-1.38
128894	10 Pound Pl, Roleystone	-3.25
131635	22 Trevor Ct, Roleystone	-1.70
132097	103 Holden Rd, Roleystone	-0.67
132493	10 Barnes Rd, Roleystone	-3.73
135647	16 Calliandra Pl, Roleystone	-1.27
136306	4 Wattle Cl, Kelmscott	-0.30
136851	95 Grovelands Dr, Camillo	-0.14
139401	14 Narrik Ct, Kelmscott	-0.88
139875	24 Wakehurst Pl, Kelmscott	-2.87
141470	18/64 Fifth Rd, Armadale	-1.35
144002	Lentara View, Hilbert	-2.27
145090	4 Crystal Ct, Mount Richon	-0.35
146763	67 Amethyst Cr, Mount Richon	-2.45
147080	1/140 Cammillo Rd, Camillo	-0.20
148406	50 Townley St, Armadale	-3.38
148460	43 Townley St, Armadale	-3.38
148573	16 Duri St, Armadale	-1.13
148929	87 Schruth St, Kelmscott	-0.84
150196	2 Tweed Cl, Camillo	-1.49
150902	4 Dew St, Forrestdale	-1.20
153895	1/1 Dean St, Kelmscott	-0.28
153994	15 Sherbourne Way, Armadale	-3.37
155259	17 Cullen Ct, Camillo	-0.96



Rates Written Off
for Batch No: 277

3-Nov-25
9:24:43 am

<u>Assess#</u>	<u>Property Address</u>	<u>Amount</u>
156788	20 Simons Dr, Roleystone	-2.99
157942	29 Hemingway Dr, Camillo	-0.27
158304	4 Lancelot Cl, Camillo	-1.49
158453	44 Excalibur Cir, Camillo	-0.57
158584	12 Ivanhoe Way, Camillo	-0.57
158629	31 Hemingway Dr, Camillo	-1.70
159275	34 Rushton Tce, Mount Nasura	-0.03
160698	8 Strawberry Dr, Seville Grove	-3.34
163072	38 Canns Rd, Bedfordale	-1.24
163775	7A Berala Ct, Camillo	-2.46
166591	7/36 Owtram Rd, Armadale	-2.80
167034	8/86 Westfield Rd, Kelmscott	-2.44
167264	Locke View, Bedfordale	-0.49
169169	59 Angorra Rd, Mount Nasura	-1.43
171241	2 Price Ct, Brookdale	-0.49
172356	28 Dancy Way, Seville Grove	-0.04
172419	102 Strawberry Dr, Seville Grove	-1.84
172572	19 Braemore St, Seville Grove	-0.14
175186	12 Aboyne Pl, Seville Grove	-3.08
175578	7/18 Lathwell St, Armadale	-0.84
178461	88 Heath Rd, Roleystone	-0.47
178556	3/33 Gillam Dr, Kelmscott	-2.64
179693	1 Bobtail Cl, Brookdale	-0.99
185129	150 Brown Cr, Seville Grove	-0.77
188909	57 San Jacinta Rd, Seville Grove	-0.56
189785	60 Lyrebird Loop, Seville Grove	-0.32
189870	5 Lyrebird Loop, Seville Grove	-0.27
190289	20 McGrath Pl, Seville Grove	-1.78
190667	43 Farmer Av, Brookdale	-1.19
193677	8/44 Seventh Rd, Armadale	-3.08
196704	13 Anembo Pl, Kelmscott	-0.76
199697	16 Hamersley St, Kelmscott	-1.46
200476	4/3 Marsh Rd, Mount Richon	-1.40
202169	33C Panorama Dr, Kelmscott	-0.56
205462	481 Brookton Hwy, Roleystone	-2.27
205494	162 Peet Rd, Roleystone	-0.30
209587	58 San Jacinta Rd, Seville Grove	-1.52
212459	44 Chisholm Cir, Seville Grove	-0.30
214237	9 Sophia Gr, Roleystone	-1.62
215572	4 Claret Pl, Mount Richon	-1.23
216849	7/2756 Albany Hwy, Kelmscott	-3.16
217184	238 Seville Dr, Seville Grove	-1.59
217774	16 South Western Hwy, Mount Richon	-0.16
219845	45 Talus Dr, Mount Richon	-0.90
221369	23/4 Page Rd, Kelmscott	-3.73
221783	26 Skua Gr, Seville Grove	-0.49
222181	9 Chateau Ct, Mount Richon	-1.70
225939	5 Riverside Lane, Seville Grove	-0.72
226337	4/8 Brant Rd, Kelmscott	-2.68
228101	43 Orchid Dr, Roleystone	-0.22
235017	16 Camfield Pl, Bedfordale	-1.09
235774	51 Garland Rd, Roleystone	-3.11
239736	4 Kimber Rise, Bedfordale	-1.52
240343	514 Forrest Rd, Haynes	-3.33
240569	96 River Rd, Kelmscott	-1.03
241048	548 Albany Hwy, Bedfordale	-2.56
241543	26 Champion Dr, Armadale	-0.56
241890	52 Teal Brook Cir, Seville Grove	-3.62
242545	10/14 Coralie Ct, Armadale	-0.79
242789	34/14 Coralie Ct, Armadale	-1.12



**Rates Written Off
for Batch No: 277**

3-Nov-25
9:24:43 am

<u>Assess#</u>	<u>Property Address</u>	<u>Amount</u>
243204	7 Blissett Dr, Bedfordale	-0.91
243632	8/8 Tinga Pl, Kelmscott	-3.62
245307	3 Scilla Pl, Roleystone	-0.11
247937	21 Ralphs St, Seville Grove	-0.38
251946	20 Caduceus Way, Hilbert	-3.06
252227	25 Kerrison Pde, Seville Grove	-2.74
252718	33A Lyrebird Loop, Seville Grove	-1.40
253021	4 Hitchens Gr, Bedfordale	-0.16
254861	3 Sotheby Dr, Harrisdale	-0.46
256176	13/51 Braemore St, Seville Grove	-0.84
257623	5 Birmingham Pde, Piara Waters	-0.14
258706	Brockway Rd, Roleystone	-1.50
259069	109 Westfield Rd, Camillo	-0.56
260450	10 Willoughby Rmbl, Harrisdale	-0.30
261123	19 Arania Pl, Bedfordale	-0.51
261204	20 Arania Pl, Bedfordale	-0.48
262387	62 Columbia Pwy, Piara Waters	-0.13
263898	82 Harrisdale Dr, Harrisdale	-0.44
264016	56 Harrisdale Dr, Harrisdale	-0.90
264769	31 Splendid Gdns, Harrisdale	-2.76
267878	4 Rosette Pl, Piara Waters	-0.44
268820	47 Verdant Cr, Seville Grove	-0.13
269363	23 Cilantro Pwy, Seville Grove	-1.91
269395	10 Sylvan Way, Seville Grove	-1.84
270227	4/104 Westfield Rd, Kelmscott	-4.49
270966	6 Solander St, Harrisdale	-1.00
271071	13 Silvershot Av, Harrisdale	-1.89
272532	28 Brooks Rd, Roleystone	-1.27
273089	15 Crested Turn, Harrisdale	-1.81
273845	24 Pleasant Av, Piara Waters	-1.45
274590	5 Trotman Ct, Brookdale	-0.38
277465	7 Hickson Av, Armadale	-0.66
277479	2 Hawkins Rd, Roleystone	-3.50
278322	15 Grenoble St, Piara Waters	-0.49
279261	26 Yellowwood Av, Piara Waters	-0.67
279518	6 Yellowwood Av, Piara Waters	-3.61
280422	2 Browder Dr, Seville Grove	-0.98
283478	7 Salerno App, Piara Waters	-0.11
284169	14 Valley View Rd, Roleystone	-0.42
286622	66 Vincent Lkt, Bedfordale	-1.28
288482	Mason Rd, Piara Waters	-0.99
289222	36/191 Railway Av, Kelmscott	-0.56
289745	2F Mader Cr, Mount Nasura	-0.49
291403	8 Songbird Link, Harrisdale	-0.15
292423	20/19 Serls St, Armadale	-1.76
294247	5 Gilman Ct, Piara Waters	-1.31
294689	12 Berkeley Loop, Piara Waters	-2.46
295370	29 Welcome Mndr, Harrisdale	-0.14
295550	10 Salicina Gdns, Roleystone	-0.16
299148	8 Croasdale Rd, Roleystone	-1.06
301195	4/18 Mountain View, Kelmscott	-0.86
301636	3 Chapel Way, Piara Waters	-2.05
304254	69/135 Challis Rd, Seville Grove	-1.41
306488	20 Belvedere Rise, Roleystone	-2.92
306997	13/12 Davis Rd, Kelmscott	-0.50
307773	67 Archdale Loop, Piara Waters	-3.02
308711	12 Lecania St, Seville Grove	-0.38
308842	Simons Dr, Roleystone	-0.14
309240	32 Sotheby Dr, Harrisdale	-0.28
310415	6 Asplin Loop, Kelmscott	-0.15



Rates Written Off
for Batch No: 277

3-Nov-25

9:24:43 am

<u>Assess#</u>	<u>Property Address</u>	<u>Amount</u>
316039	114 Piara Dr, Piara Waters	-1.56
317059	12 Adenine Bend, Piara Waters	-3.12
317617	359 Wright Rd, Piara Waters	-0.49
317671	347 Wright Rd, Piara Waters	-0.65
318227	66 Flametree Bvd, Harrisdale	-0.73
320250	130 Mason Rd, Piara Waters	-2.05
321937	6 Spoonbill St, Harrisdale	-0.16
323337	89 Lafayette Av, Harrisdale	-2.51
323977	310 Wright Rd, Harrisdale	-1.21
324050	25 Goldfinch Bend, Harrisdale	-0.55
324884	14 Terracina Pwy, Piara Waters	-0.84
326004	5 Pershing Link, Harrisdale	-1.10
326527	4 Montpelier Way, Piara Waters	-1.99
328517	18 Mannhein Cr, Piara Waters	-0.92
330473	330 Skeet Rd, Harrisdale	-1.17
331425	18 Georgina St, Hilbert	-0.83
332233	44 Greenlink Bvd, Harrisdale	-3.22
333762	6/22 Whittaker Turn, Piara Waters	-0.40
333776	7/22 Whittaker Turn, Piara Waters	-0.37
334368	7 Bunney Rd, Kelmscott	-0.28
334499	5 Torridge App, Piara Waters	-3.05
336574	6 Boas Lane, Piara Waters	-2.24
341733	48 Oakbella Pde, Harrisdale	-1.23
341913	26 Trusty Way, Piara Waters	-2.21
342622	14 Arkose Cr, Harrisdale	-2.57
344612	30 Collared St, Harrisdale	-1.08
345745	306 Skeet Rd, Harrisdale	-1.32
345876	9 Sackler Link, Piara Waters	-0.58
346274	61 Wellman Av, Piara Waters	-2.52
348264	15D Friar Rd, Armadale	-0.57
348610	22 Harding St, Hilbert	-1.79
348890	24A Ballina Way, Armadale	-1.29
349630	6 Karinga Way, Harrisdale	-2.15
351401	130 Rossiter Av, Piara Waters	-3.02
351924	123 Dovedale St, Harrisdale	-0.41
353027	11 Miramar Way, Piara Waters	-1.64
353059	5 Miramar Way, Piara Waters	-0.84
353211	46 Harding St, Hilbert	-0.19
353720	55 Lannam Rd, Hilbert	-0.31
354330	14 Menner Way, Piara Waters	-0.16
356398	14 Grieve Way, Bedfordale	-1.74
357039	60 Wycliffe Turn, Piara Waters	-1.05
360226	203 Gracefield Bvd, Harrisdale	-1.24
360492	157 Gracefield Bvd, Harrisdale	-1.29
360640	3 Homebush Way, Harrisdale	-2.51
361197	72 Welcome Mndr, Harrisdale	-1.96
361660	33 Dunmore Cr, Harrisdale	-1.54
362630	8 Cowes St, Harrisdale	-0.13
363088	12 Bristow St, Haynes	-0.51
364634	5 Exeter Ct, Piara Waters	-2.75
365046	16 Yewers Dr, Champion Lakes	-0.22
365456	36 Clover App, Seville Grove	-1.60
366525	39 Moraba Way, Piara Waters	-0.93
367428	12 Bate Cl, Piara Waters	-0.50
367595	10 Worcester Bend, Piara Waters	-0.72
367739	31 Fairweather Dr, Piara Waters	-0.11
368105	14 Yarran St, Armadale	-2.05
368236	29 Nicklup St, Harrisdale	-0.19
369288	15 Hobson Loop, Piara Waters	-2.47
369535	2/63 River Rd, Kelmscott	-0.62



**Rates Written Off
for Batch No: 277**

3-Nov-25
9:24:43 am

<u>Assess#</u>	<u>Property Address</u>	<u>Amount</u>
370273	40 Nesbit Dr, Haynes	-1.18
370728	13 Balivanich Loop, Seville Grove	-0.85
371338	24 Sidgwick Av, Piara Waters	-0.13
373071	146 Gracefield Bvd, Harrisdale	-0.78
373134	35 Moraba Way, Piara Waters	-2.22
374843	23 Markwell Av, Haynes	-1.83
381731	21 Wildflower View, Piara Waters	-0.91
382369	23 Ruffle App, Piara Waters	-0.45
382751	14 Poppy Way, Piara Waters	-1.41
383226	39 Kingshurst Ch, Haynes	-0.07
384327	10C Lathwell St, Armadale	-0.19
387517	5 Dunmore Cr, Harrisdale	-0.39
389804	5 Tarbet Lane, Seville Grove	-1.47
396053	6 Kirup Way, Piara Waters	-2.70
396760	3 Boranup Rise, Piara Waters	-1.91
396922	46 Doryanthes Av, Piara Waters	-1.54
400202	17 Foster Rd, Kelmscott	-0.01
400856	1A Milagro Fawy, Seville Grove	-0.61
404999	5 Pimlico Way, Hilbert	-1.30
406024	17 Tuberoze Rd, Piara Waters	-1.91
406092	13 Tuberoze Rd, Piara Waters	-1.47
406236	7 Euvista St, Haynes	-3.39
407909	16 Ochre St, Hilbert	-0.52
408177	14 Brush St, Hilbert	-1.64
410150	74 Silvershot Av, Harrisdale	-1.30
412104	20 Marara St, Hilbert	-2.96
412825	10 Addington Loop, Piara Waters	-0.18
413188	16 Baltic App, Piara Waters	-2.59
415362	7 Ficus Way, Piara Waters	-0.48
416251	6 Calella Loop, Piara Waters	-2.42
416431	10 Barcelona Rd, Piara Waters	-1.37
418700	18 Lancaster Loop, Piara Waters	-1.60
419126	69 Lancaster Loop, Piara Waters	-3.71
419130	71 Lancaster Loop, Piara Waters	-1.54
421438	6 Duarte Way, Haynes	-0.35
424169	39 Greenpoint Way, Hilbert	-2.15
425422	64 Greywacke Ent, Piara Waters	-0.16
425701	35 Claystone Loop, Piara Waters	-2.90
426997	22 Donnelly St, Piara Waters	-0.80
428036	54 Wattledale Rd, Haynes	-1.48
429420	78 Doryanthes Av, Piara Waters	-1.67
430384	15 Ullman Rd, Hilbert	-1.44
432257	2/15 Slee Av, Kelmscott	-3.53
433083	8 Pindalup St, Piara Waters	-0.44
434215	383 Skeet Rd, Piara Waters	-0.11
434774	18 Vigneta Pl, Kelmscott	-0.86
435023	13 Minette Rd, Piara Waters	-2.07
436566	5 Messina Way, Piara Waters	-0.79
436584	9 Messina Way, Piara Waters	-0.16
436994	34 Bodicoat Dr, Brookdale	-0.11
437603	8 Klondyke St, Piara Waters	-2.48
437900	30 Amanita Av, Harrisdale	-0.82
439071	28 Greywacke Ent, Piara Waters	-0.11
439346	1 Jutland Ent, Forrestdale	-0.97
439774	4 Oldenburg Way, Forrestdale	-0.16
439968	7 Bowmont Way, Hilbert	-1.15
440395	11 Korong Way, Harrisdale	-2.60
441414	29 Pierrepont Loop, Champion Lakes	-3.40
441662	19 Glentone St, Haynes	-3.15
442303	9 Laperla St, Piara Waters	-0.92



Rates Written Off
for Batch No: 277

3-Nov-25
9:24:43 am

<u>Assess#</u>	<u>Property Address</u>	<u>Amount</u>
442371	8 Daisy St, Piara Waters	-0.02
443238	28 Waterous St, Piara Waters	-2.39
443800	11 Drafthorse App, Forrestdale	-0.37
445098	27 Camberwell Vsta, Piara Waters	-0.99
446072	41 Rockvale Cr, Harrisdale	-0.14
447650	25 Grimaldi Av, Hilbert	-0.10
447880	14 Cyperus Cr, Harrisdale	-3.19
448454	31 Dynasty Way, Forrestdale	-0.89
450324	50 Gunnison Loop, Haynes	-2.91
450437	28 Gunnison Loop, Haynes	-1.21
451150	10 Mandalup Rd, Haynes	-1.13
451407	28 St Pierre Turn, Piara Waters	-1.58
454471	8 Ardella Way, Harrisdale	-2.18
454697	17 Nobilis St, Harrisdale	-0.19
455225	12 Yering Lane, Harrisdale	-1.22
458235	90 Allen Rd, Forrestdale	-4.36
458681	51 Steffan Loop, Harrisdale	-0.26
459778	28 Tobin St, Forrestdale	-0.25
460056	21 Coburg Way, Haynes	-3.19
463705	28 Crestone Gr, Haynes	-1.67
465024	14 Tanaga Way, Haynes	-0.26
466319	31 Percheron Cct, Forrestdale	-0.69
467325	13 Featherflower Ent, Piara Waters	-0.79
469662	Lucerne Cct, Champion Lakes	-1.12
473748	Speewah St, Hilbert	-0.24
473883	Speewah St, Hilbert	-1.22
475463	Haydock St, Forrestdale	-1.81
475495	Haydock St, Forrestdale	-3.27
475742	Mulgrave St, Hilbert	-0.24
477075	Tulipwood Loop, Piara Waters	-1.70
477124	Wungong Rd, Armadale	-0.01
477241	Southampton Dr, Piara Waters	-1.52
477502	Southampton Dr, Piara Waters	-0.76
477859	Shebelle Way, Hilbert	-1.22
478338	Drafthorse App, Forrestdale	-1.29
479150	Haydock St, Forrestdale	-0.48
479196	Haydock St, Forrestdale	-1.63
479641	Keevil St, Brookdale	-2.49
480573	Hopper St, Forrestdale	-0.84
480947	Alex Wood Dr, Forrestdale	-2.94
481133	Grazier Way, Piara Waters	-3.99
481232	Southampton Dr, Piara Waters	-0.33
481444	Dawkins Way, Piara Waters	-0.28
481476	Dawkins Way, Piara Waters	-3.52
481953	Desert Pea Loop, Piara Waters	-2.18
482428	Birkenhead Rd, Hilbert	-0.24
482789	Marconi Bend, Forrestdale	-1.31
485357	Preissiana Way, Harrisdale	-3.35
485488	Corymbia Way, Harrisdale	-3.47
485686	Egret Lane, Harrisdale	-3.35
486052	Panama Loop, Haynes	-0.97
488056	Callabonna St, Champion Lakes	-0.10
490219	Bond Lane, Hilbert	-0.51
490435	Vendeen App, Haynes	-0.41
490502	Vendeen App, Haynes	-0.09
Total Written Off		-539.80



Rates Written Off
for Batch No: 277

3-Nov-25

9:24:43 am

Assess#

Property Address

Amount

Primary Delegation 1.1.22 and Secondary Delegation 1.2.22 specifically refer - the above small debts have, following investigation, been written off.

J Lyon

Executive Director Corporate Services Date: _____

Primary Delegation 1.1.22 and Secondary Delegation 1.2.22