

A 4th of July Declaration Ceremony

Supplies:





- Iced tea
- Salted pretzels
- Strawberries
- Blueberries
- Whipped cream
- 1 small bell
- 1 American coin
- 1 printed copy of the Declaration of Independence
- Pens



Steps:

	<p>Step 1: Once all the materials are properly arranged on the table, gather all participants and begin the ceremony.</p>
	<p>Step 2: Pour the iced tea into cups for each participant. Make a toast with the iced tea. Instruct participants to raise their cups and say: "We drink our iced tea to remember the Boston Tea Party, when patriots dumped British tea into the ocean instead of paying unfair taxes to King George." Each participant takes a sip of the iced tea.</p>
	<p>Step 3: Say: "We eat salty pretzels to remember the suffering of the salty tears of the soldiers during the harsh winter at Valley Forge—the army led by George Washington." Each participant eats a salted pretzel.</p>



	<p>Step 4: Ring the small bell. Say: "We ring a small bell to remember when our great Liberty Bell—now in Philadelphia—rang to proclaim the surrender of King George's armies."</p>
	<p>Step 5: Instruct each participant to dip the strawberries and blueberries in the whipped cream, or have them use utensils. Say: "We eat strawberries, blueberries, and whipped cream to celebrate our American flag. The red stands for hardiness and valor, blue stands for justice and perseverance, and white stands for purity." Participants eat the strawberries and blueberries with the whipped cream.</p>
	<p>Step 7: Say: "America is not perfect, but our ideals, opportunities, and history of always wanting to become better are things we can all be proud of. To demonstrate our pride in America, we sign our names on the copy of our Declaration of Independence." Each participant signs the printed copy of the Declaration of Independence with a pen.</p>
	<p>Step 8: Participants enjoy the remainder of the snacks while reflecting on each item's symbolism and significance to America's Independence Day.</p> <p>God bless America, and Happy 4th of July!</p>

Why is America different from all other countries?

In 1776, most countries were based on nationality, religion, ethnicity, and geography. But America was created based on a set of ideas.

What are those ideas that make us so special? You can see them engraved on every American coin. They are "Liberty," "In God We Trust," and "E Pluribus Unum." "Liberty" means we are free to pursue our dreams and work hard to be as successful as we can. "In God We Trust" means that our rights are given to us by God, and no human can take away those rights. "E Pluribus Unum" is a Latin phrase that means "from many one." This means America is made up of many different cultures, ethnicities, and religions, but we all come together to make America what it is today!

Fun Facts:

- It is important to remember that before America was a nation, it was a dream. It all began with the Pilgrims in 1620, who fled Europe so they could be free to practice their religion as they saw fit. They built lives in a land with limitless opportunities. About 150 years later, Americans were ready to break away from the “Old World.” On July 4, 1776, our Founding Fathers took action and declared freedom from the tyranny of the king of England. Thousands fought and died for the freedom and liberty we have now.
- The colors of the American flag are red, white, and blue. Red stands for hardiness and valor, blue stands for justice and perseverance, and white stands for purity.

Extension Activity

- To further explore and celebrate American history, symbols, and values, complete the activities outlined in the [Otto's Tales: The National Anthem & Pledge of Allegiance Lesson Plan](#).
 - Watch [Otto's Tales: The National Anthem & Pledge of Allegiance with Candace Owens](#)
 - Read [Otto's Tales: The National Anthem and Pledge of Allegiance Book](#)
 - Complete [Otto's Tales: The National Anthem & Pledge of Allegiance Worksheet](#)