

**PICTON**  
INVESTMENTS

# FIXED INCOME OUTLOOK

**THE PICTON REPORT  
2025 MID-YEAR UPDATE**

**Sam Acton, CFA**  
Portfolio Manager,  
Co-Head Fixed Income



**Phil Mesman, CFA**  
Portfolio Manager,  
Co-Head Fixed Income





# RATE MARKETS CONFRONT A NEW RISK

Exceptional rate volatility through April (71.8 bps trading range on U.S. 30 Year Treasury Yield, 4th highest month since 2011) has exposed a new risk for the rate market: foreign investors reducing their U.S. Treasury holdings due to a declining U.S. Dollar, U.S. policy uncertainty, or simply to rebalance from a generally overweight U.S. positioning stance.

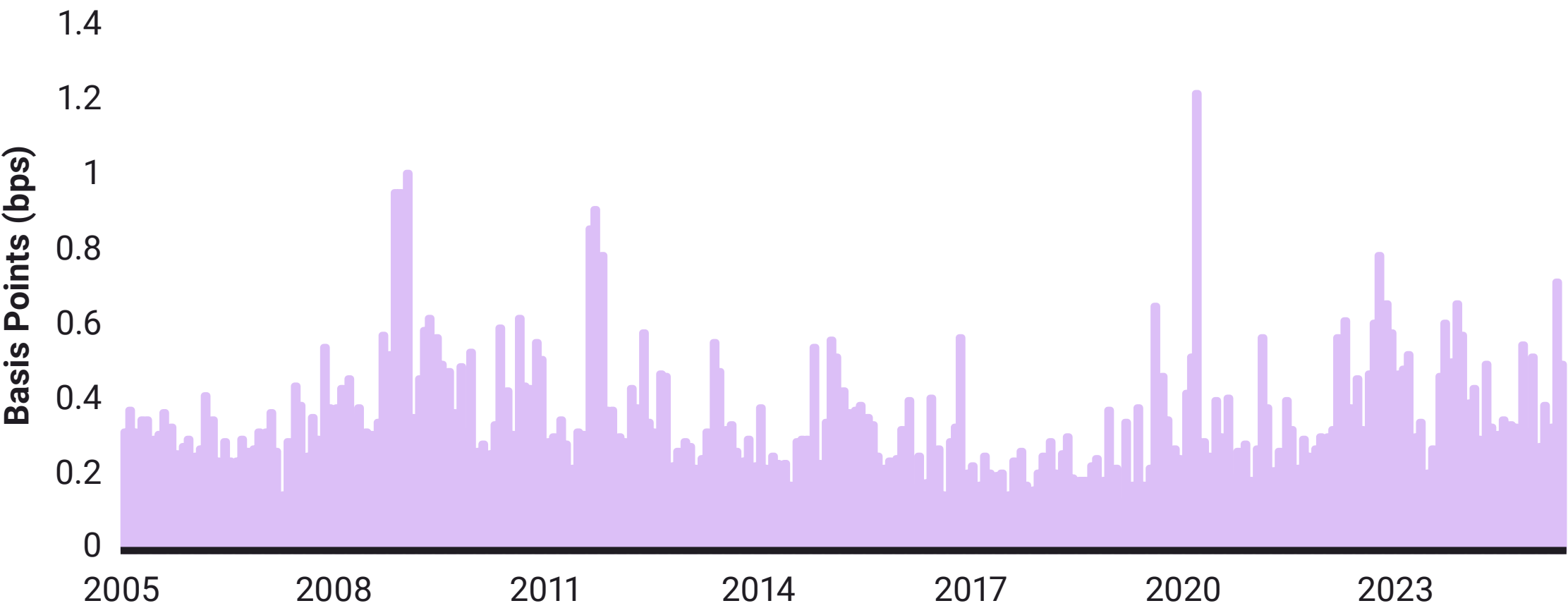
- Fiscal sustainability remains a key issue – interest expense continues to increase faster than any spending cuts
- The Rest of the World expanding their fiscal deficits, driven by defense spending and stimulus
- Taken together, we think this pressures the supply/demand balance especially at the back end of the yield curve – steepening of the yield curve should continue – and U.S. 2 Year Treasuries/ U.S. 10 Year Treasuries should have another 50 bps to go just to get back to long term average

## Investors Need Better Yield to Take on Duration Risk

We believe investors will require a more significant yield pickup vs. money markets to justify taking on the volatility of longer-duration Treasury bonds. At the front end of the curve, we think the inflationary impact of U.S. tariffs likely limits the Fed’s ability to be pre-emptive with rate cuts – and indeed may force them to be “late” if employment data rolls over.

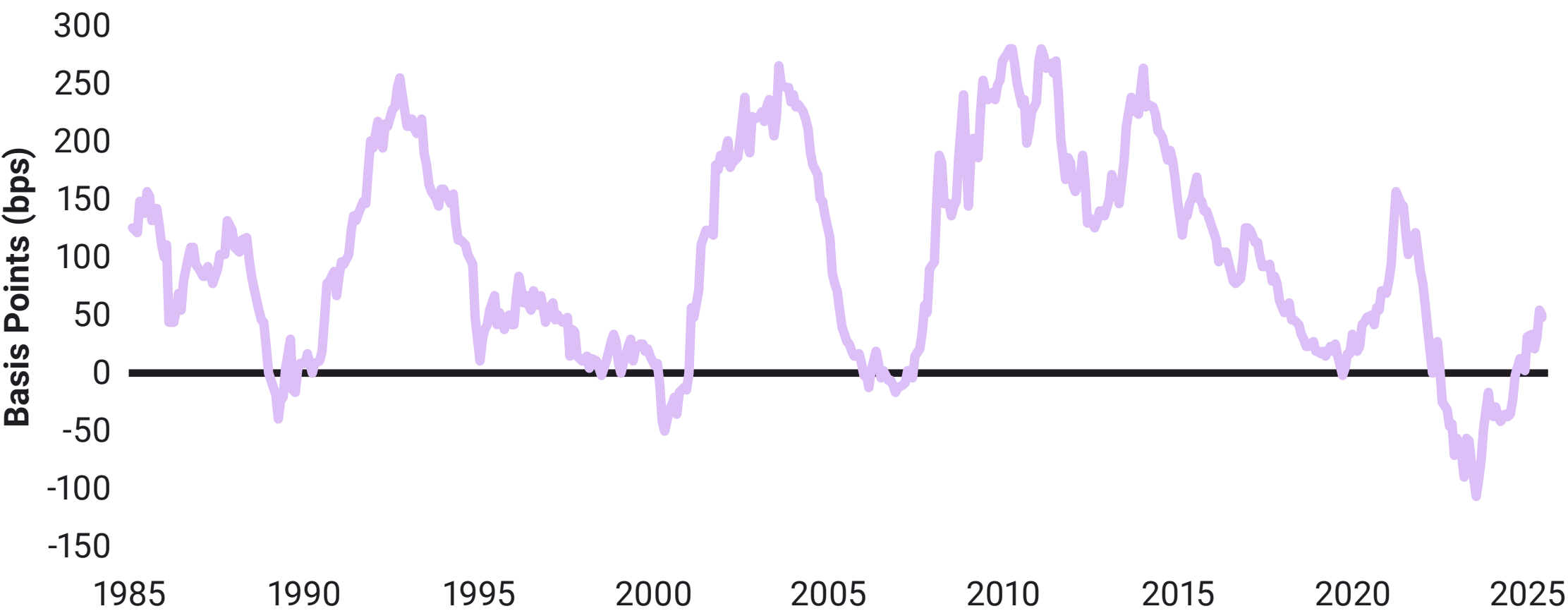


**FIGURE 1**  
**Monthly Trading Range of 30-Year U.S. Treasury Yields**



Source: Bloomberg, L.P., Picton Mahoney Asset Management Research. Jan 2005 to May 2025.

**FIGURE 2**  
**Curve Appeal: U.S. Treasury 2 Yr/10 Yr Spread Should Continue Steepening**



Source: Bloomberg, L.P., Picton Mahoney Asset Management Research. Jan 1985 to Jun 2025.



## Credit Markets Fared Well During a Volatile April

Credit markets held up relatively well during the April swoon for equities. Despite spread volatility through March and April, we observed continued strong demand for high and mid-quality credit (i.e. BB-BBB). Remarkably stable inflows into corporate bonds combined with a slowdown in new issue supply created a strong technical set up for the market.

While spreads remained at the lower end of the range historically, there are some significant structural improvements that should be considered:

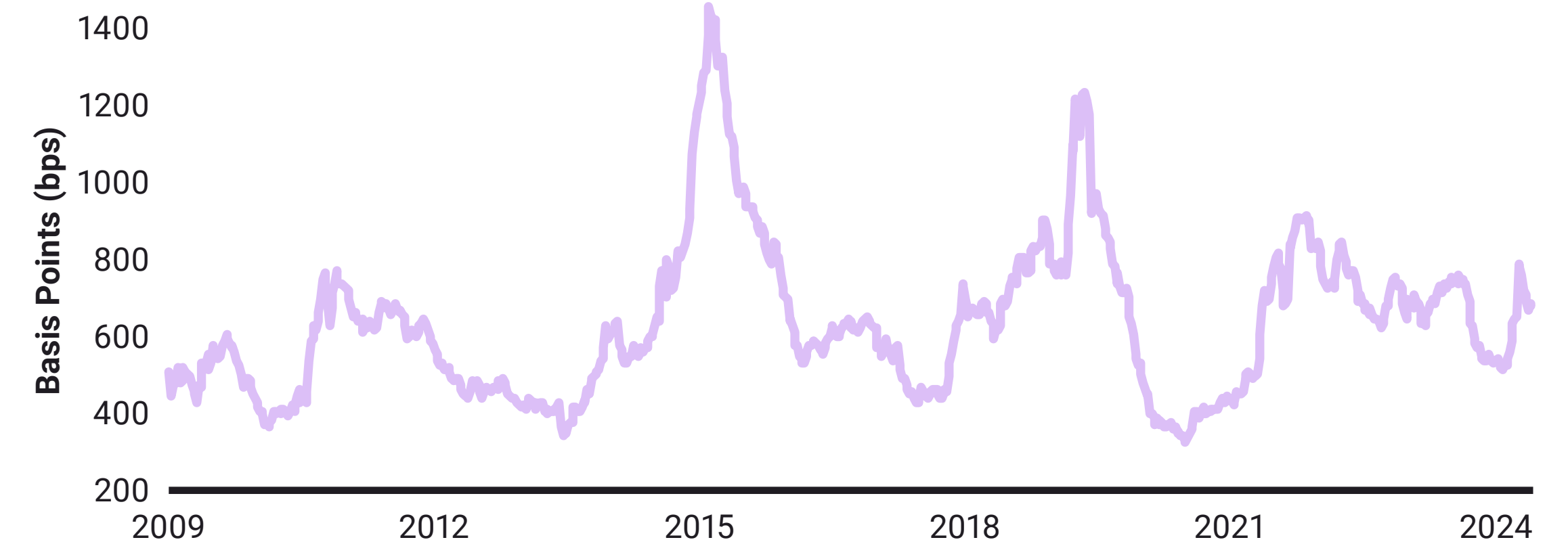
- Higher quality/ratings and more secured bonds within the ICE BofA U.S. High Yield Index
- Fed buying corporate bonds in 2020 sets a precedent
- Growth of private credit has shifted default risk out of public markets
- All-in yields look very attractive for mid to high quality credit, likely providing an additional margin of safety against potential spread widening

## Outlook: Are Lower Quality Credits Telling Us Something?

However, we also observed increased divergence within credit markets where lower quality names sold off the most and subsequently rallied back the least. This could indicate that investor credit risk appetite is waning and could be an early warning sign to the broader credit market.

FIGURE 3

### CCC - BB spreads: An Early Warning Sign of Future Weakness in Credit?



Source: Bloomberg L.P. Dec 31, 2009 to May 31, 2025. BB Bonds is represented by the ICE BofA BB US High Yield Index, & CCC Bonds is represented by the ICE BofA CCC & Lower US High Yield Index.





**Head Office**

33 Yonge Street, Suite 320  
Toronto, Ontario  
M5E 1G4

**Telephone:** 416-955-4108

**Toll Free:** 1-866-369-4108

**Retail Sales:** 1-833-955-1344

**General Inquiries**

invest@pictoninvestments.com

**Vancouver**

Four Bentall Centre  
1055 Dunsmuir Street, Suite 3370  
Vancouver, British Columbia  
V7X 1L3

**Calgary**

Bankers Hall, West Tower  
888 3rd Street SW, Suite 1015  
Calgary, Alberta  
T2P 5C5

**Montréal**

1155 Metcalfe Street, Suite 1529  
Montréal, Québec  
H3B 2V6

[pictoninvestments.com](https://www.pictoninvestments.com)

All figures provided are sourced from Bloomberg L.P. unless otherwise specified, and are based on data as at the dates indicated.

This material has been published by Picton Mahoney Asset Management (“PICTON Investments”) as at June 24, 2025. This material has been provided as a general source of information, is subject to change without notification and should not be construed as investment advice. This material should not be relied upon for any investment decision and is not a recommendation, solicitation or offering of any security in any jurisdiction. The information contained in this material has been obtained from sources believed reliable, however, the accuracy and/or completeness of the information is not guaranteed by PICTON Investments, nor does PICTON Investments assume any responsibility or liability whatsoever. All investments involve risk and may lose value. This information is not intended to provide financial, investment, tax, legal or accounting advice specific to any person, and should not be relied upon in that regard. Tax, investment and all other decisions should be made, as appropriate, only with guidance from a qualified professional.

This material contains “forward-looking information” that is not purely historical in nature. These forward-looking statements are based upon the reasonable beliefs, expectations, estimates and projections of PICTON Investments as of the date they are made. PICTON Investments assumes no duty, and does not undertake, to update any forward-looking statement. Forward-looking statements are not guarantees of future performance, are subject to numerous assumptions, and involve inherent risks and uncertainties about general economic factors which change over time. There is no guarantee that any forward-looking statements will come to pass. We caution you not to place undue reliance on these statements as a number of important factors could cause actual events or results to differ materially from those expressed or implied in any forward-looking statement made.

All projections provided are estimates and are in Canadian dollar terms, unless otherwise specified, and are based on data as of the dates indicated.

There is no guarantee that a hedging strategy will be effective or achieve its intended effect. The use of derivatives or short selling carries several risks which may restrict a strategy in realizing its profits, limiting its losses, or, which cause a strategy to realize or magnify losses. There may be additional costs and expenses associated with the use of derivatives and short selling in a hedging strategy.

© 2025 Picton Mahoney Asset Management. All rights reserved.



**PICTON**  
INVESTMENTS