







- 2 -

#### *The agency*

Volta practices in the fields of architecture and interior design. Created in 2016 by Agathe Lavaud, she articulates her work around attention to detail and a tandem between contemporaneity and tradition. The agency considers each project as unique. She begins a personalised search for each of them, in terms of volumes and material, guided by the existing context.

*Agathe Lavaud, founder* Curious to discover the different practices of Architecture and project management, Agathe Lavaud began her studies at ESAG Penninghen and graduated in interior design in 2014. She then continued her career at the Ecole Nationale Supérieure d'Architecture de Marne-la-Vallée, experiences interspersed with a semester of study in Italy. Subsequently, she joined the Renzo Piano Building Workshop agency, where she then received her degree and the title of architect, that allows her to manage and sign project in her own name. After several experiences in agencies (Wilmotte & Associés, Vidalenc Architectes, Thierry Lemaire Architecture), she decided to create her own structure, specialised in private commissions. After 6 years of practice in architecture and interior design, the agency today presents its first collection of kitchen facade.



- 3 -

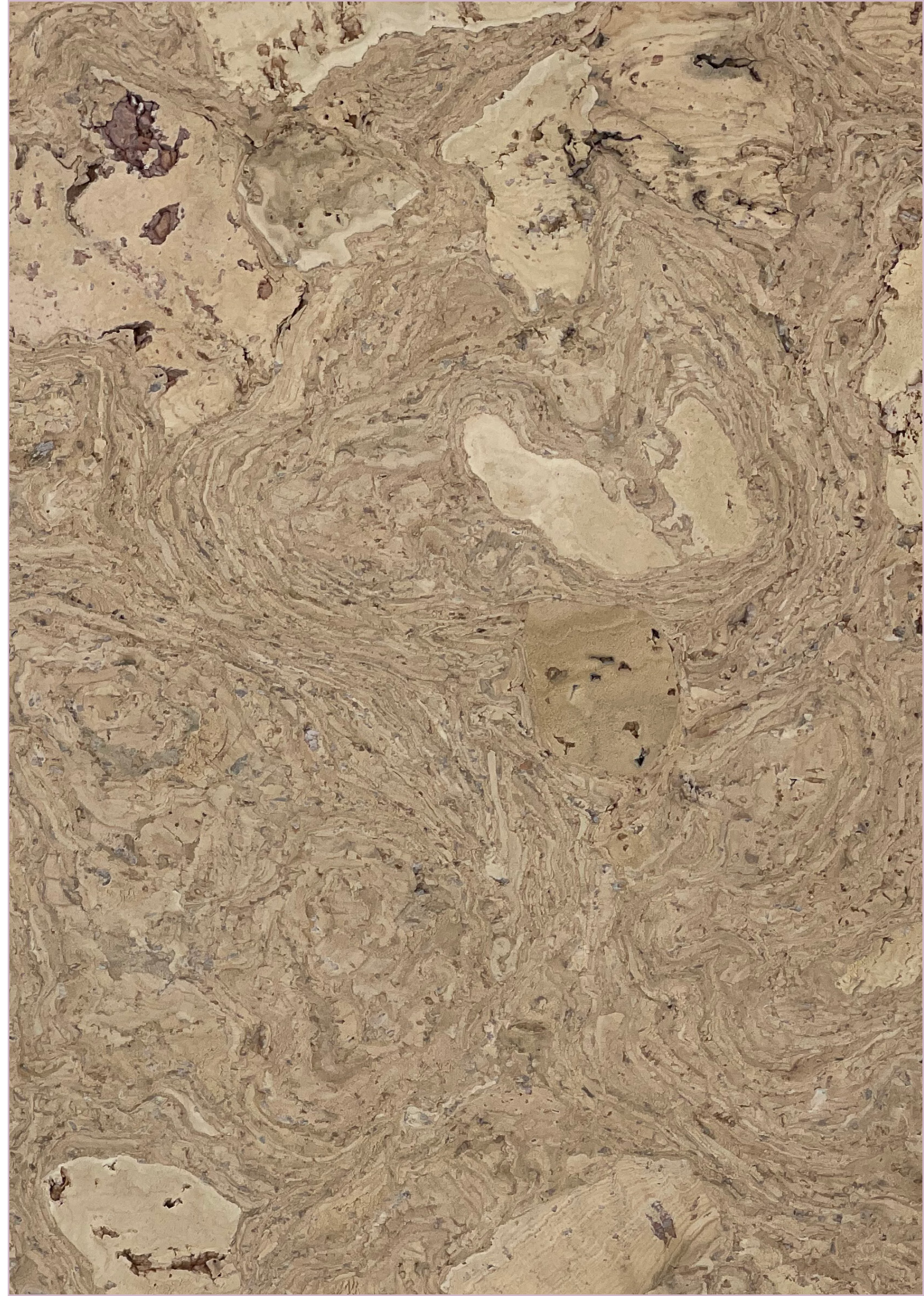





#### *The Workshop*

Trizzano was born in Portugal, initiated by the Muratto company. The workshop is historically dedicated to cork and extended recently to other materials. Respect for what surrounds us is at the heart of their practice and they have fun creating and recreating innovative and respectful materials. Trizzano produces only in Portugal and encourages European production and manufacturing. It is this desire that inspires him to use and develop cork. It is by noticing consumer waste, pollution and overflowing landfills that they decided to focus on the creation of products with environmental value.

They reuse by-products from other operations, creating materials that stimulate a new, greener way of creation. The workshop accompanies designers, architects and companies throughout the entire creative process - from the selection of raw materials to the manufacturing methodologies used, including the life cycle and the disposal of the material after its useful life. For Trizzano, the "end goal" is an essential element in finding the first stages of sustainable designs and manufactures.








#### *The Meï collection*

was born from the desire to highlight the cork material. A material known for its common and popular use, cork deserves special attention in terms of its aesthetic, constructive and ecological properties. Starting from cork, the volta agency has developed with the Trizzano workshops several methods of compression to recycle this material. The patterns that were created then revealed all the subtlety of this material. To sublimate it even more, several colorimetric shades have been developed. The cork is thus bathed and colored, giving it a whole new image.

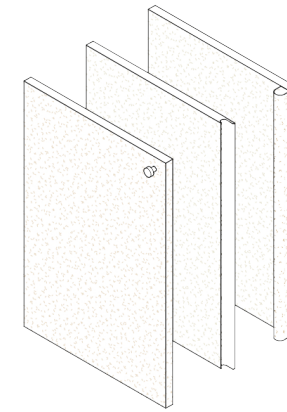
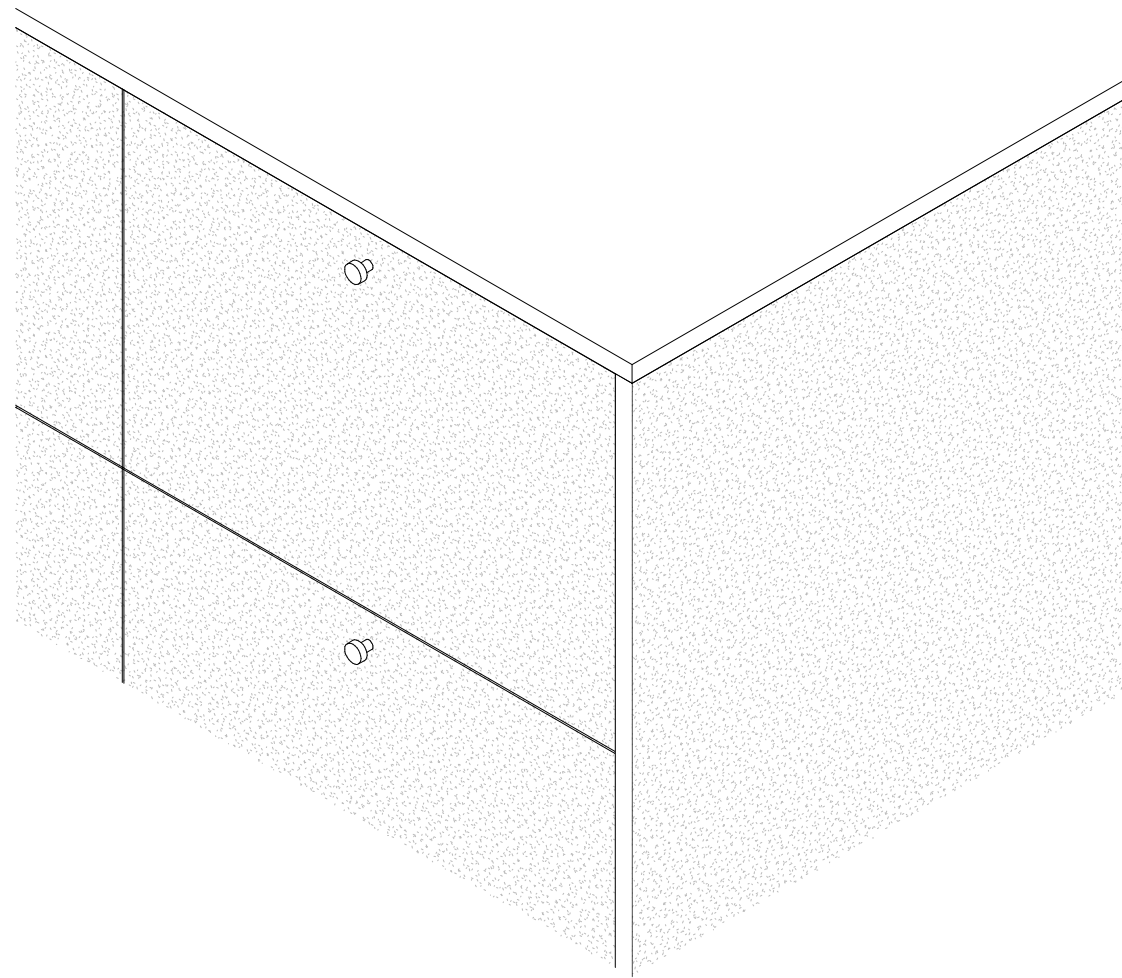
To underline this new material identity, the volta agency chose to associate cork, in each piece of furniture, with velvet and ceramics. Four pieces of furniture explore the association cork/velvet through the seats. Four pieces of furniture explore the cork/ceramic association through the tables. The lines of this eight pieces of furniture are deliberately frank and direct, in order to enhance the material as much as possible. Cork is sublimated through the collection, bestowing on its letters of nobility.



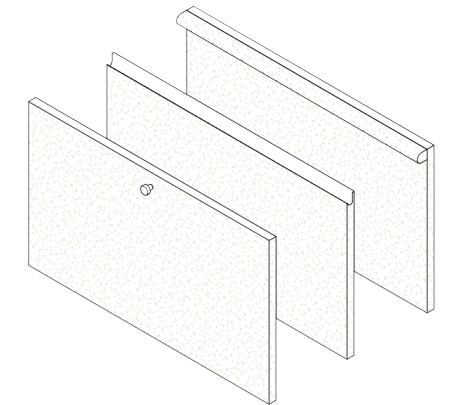


### INTRO

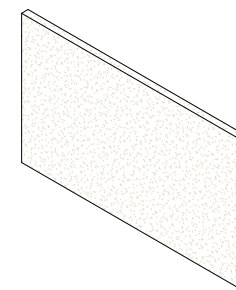
The MEI collection was born from the desire to highlight the cork material. A material known for its common and popular use, cork deserves special attention in terms of its aesthetic, constructive and ecological properties. Starting from cork, the volta agency has developed with the Trizzano workshops several methods of compression to recycle this material. The patterns that were created then revealed all the subtlety of this material. To sublimate it even more, several colorimetric shades have been developed. The cork is thus bathed and colored, giving it a whole new image. To underline this new material identity, the volta agency chose to associate cork, in each piece of furniture, with Cork is sublimated through the collection, bestowing on its letters of nobility.



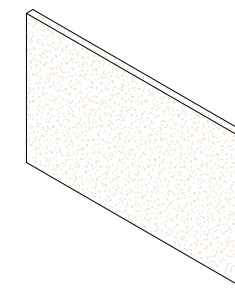
Doors



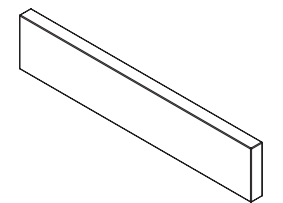
Drawers



Cover panels



Inserts



Plinths



# FRONT VARIANTS

The MEI collection offers a refined cork front. 5 colors have been realized: beige, brown, purple, black and green.  
 Thanks to a development of 3 handholds we can compose completely personalized kitchens.  
 The pattern that the cork offers us reveals the singularity of each panel.  
 The edges of the fronts are lacquered and come to underline the cork to put it in front.  
 We advise the association of baseboards in brushed stainless steel to reflect the color of the cork chosen and to have a homogeneity of whole.



CORK - Integrated grip



CORK - Simple panel with pull handles



CORK - With cork strips



CORK - Integrated grip



CORK - Integrated grip



CORK - Simple panel with pull handles



CORK - With cork strips



CORK - Integrated grip



CORK - Simple panel with pull handles



CORK - With cork strips







CORK - Simple panel with pull handles

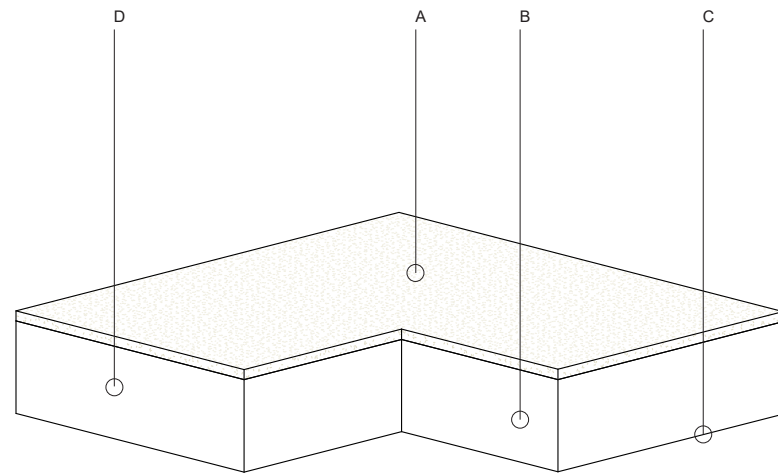


CORK - With cork strips





FRONT SPECIFICATIONS  
METAL



Doors, Drawers and Blinds

Total thickness 20 mm / 25/32"

Corners and edges Chamfer 1x1 mm / 1/32 x 1/32"

Surface treatment Waterproof varnished

- A – Front 18mm, stained and varnished cork
- B – Core 0.2mm, medium raw
- C – Back - medium lacquered
- D – Edgeband - medium lacquered

Please note that measurements may vary according to material tolerances

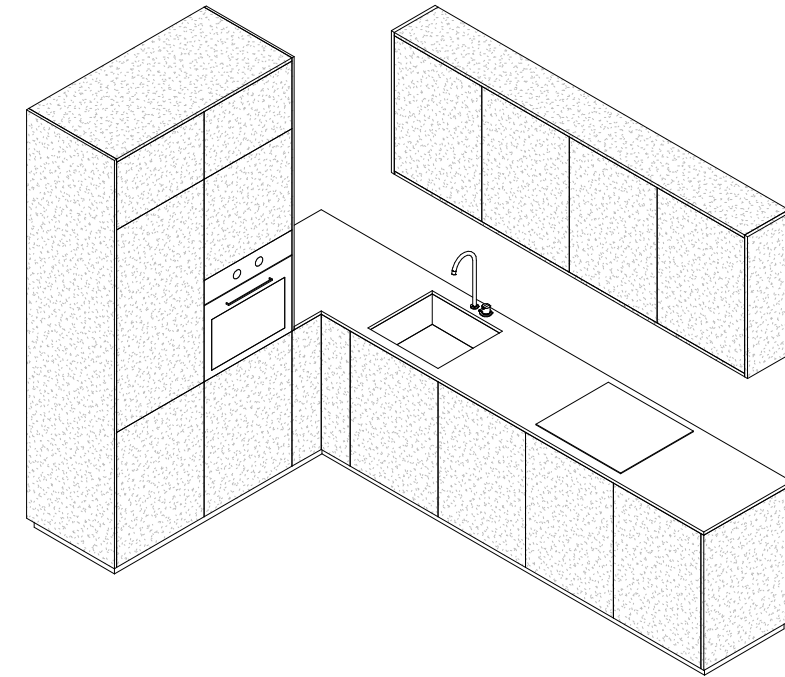
Cover Panels, Inserts and Plinths

Cover panels and inserts are designed to match the kitchen fronts. Plinths can be custom designed and the material can be chosen to reveal the cork : lacquered, brushed stainless steel or the same coating as the floor.

Care and maintenance

A cloth moistened with water should be used on cork facades  
No abrasive products should be applied .

DESIGN PRINCIPLES



Design recommendations

Volta recommends adding finishing panels to the sides of the cabinet to further refine the design. Lacquered panel edges give a framed look.

The handholds give rhythm and frame the aesthetic aspect of the escape, like a corkboard.

Countertop recommendations

For the countertop, volta recommends brushed stainless steel to create a contrast between cork, a warm and enveloping material, and stainless steel, a neutral material that reflects light and color

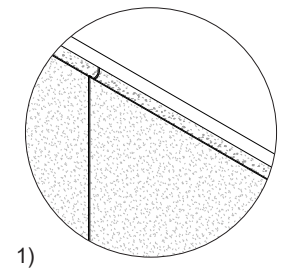
Handles

3 handles are available to offer a unique design.  
The grip by button, which allows you to choose the design as well as the finish, to select the same as the faucet for example.  
The handle with integrated grip. It is lacquered and can be easily cleaned. It brings a discreet detail and comes to contrast with the raw aspect of the cork. The grip in half circle section in cork, it comes to bring relief to the fronts and comes to melt in.

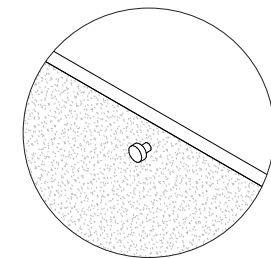
Handle specifications

Variants 1. Integrated - 2. Handles - 3. Strips

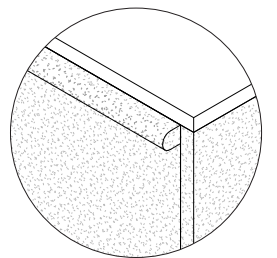
Dimensions -



1)



2)



3)



# COLORS AND MATERIALS

Cork




Beige




Brown



Purple



Black



Green

## CONTACTS

Design - Volta  
Production - Trizzano

## CRÉDITS

- MAIL - [collection@volta-architecture.com](mailto:collection@volta-architecture.com)
- INSTAGRAM - [@agence\\_volta](https://www.instagram.com/agence_volta)
- WEBSITE - [volta-architecture.com](http://volta-architecture.com)

Information and prices on request.