



Training




Describe topic

Create a refresher course on
front of house service

Create with AI



 COURSE

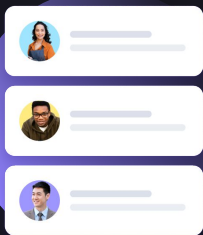
Front of house service

A welder wearing a blue protective suit and a dark welding helmet is working in a factory. The welder is holding a welding torch and is in the process of welding a metal surface. Bright sparks are flying from the point of contact between the torch and the metal. The background is a blurred industrial setting with various machinery and pipes.

It's time to leave the classroom
and put **training** into practice


SafetyCulture **Training** allows you to easily

1



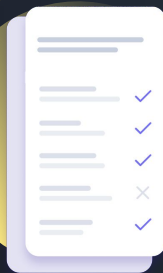
Automate your inductions & onboarding

2



Deploy training digitally

3



Assess knowledge on-the-job

4



Track performance and overall compliance

Training

What training do you **conduct weekly** at your organisation?

There are so many ways you can use **Training**

Company Culture

Job Aids

Work Instructions

SOPs

Incident Response

Inductions

Code of Conduct

Repair Manuals

On-the-job observations

Anti-harassment

Onboard new hire

Safety Briefings

Site Specific Guides

Compliance

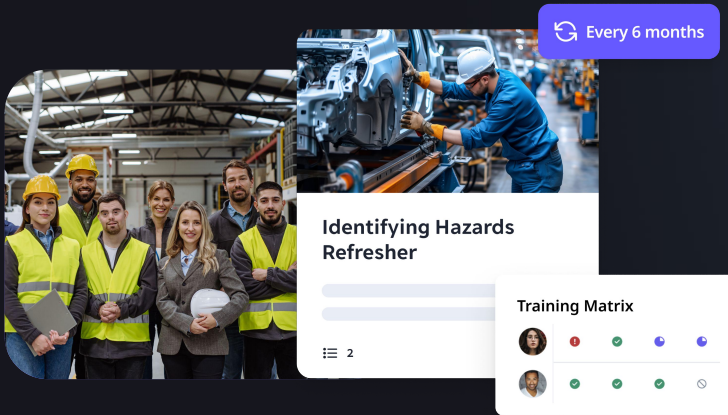
Policies

One point lessons

Toolbox talks


How To's

From large-scale compliance to the small daily tasks



Training for your Frontline

- Organization-wide compliance
- Record and track all training activities
- Standardise quality across the company



Procedural guides for safe and efficient work

- Easy-to-access resources
- Increase productivity and safety
- Proficient and confident team members

Training

Putting the AI into **TrAI**ning

Create with AI

Power up with our integrated AI tools making course creation a breeze.

Create new courses

Generate engaging courses and lessons with a click of a button. No research or brainstorming required.

Digitize your workplace

Convert static docs into dynamic, interactive training by uploading or snapping a photo or a file.

Expand courses

Use AI to suggest new lessons, slides, or populate question & games slides.

Speak your team's language

Instantly translate your course into 100+ languages with AI Translate.

Quick text editing

Go from dull to engaging in just a click. Rewrite, adjusting tone, extend or reduce text with AI Text Editing.

Platform excellence

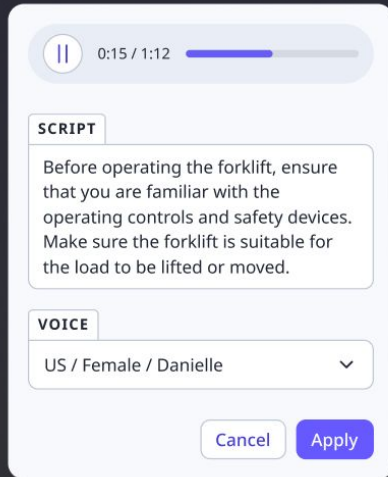
We turn insights into action by suggesting courses from trends in the SC analytic suite.

Available

Professional course narration with AI

From script to voice, instantly

Instantly generate professional voice overs without the need for manual recordings or external voice talent.



0:15 / 1:12

SCRIPT

Before operating the forklift, ensure that you are familiar with the operating controls and safety devices. Make sure the forklift is suitable for the load to be lifted or moved.

VOICE

US / Female / Danielle

Cancel Apply

Make learning stick

Enhance comprehension with natural AI voices that help frontline workers of all literacy levels grasp and retain critical information.



US / Female / Danielle



US / Female (Danielle) ✓

US / Male (Stephen)

British / Female (Amy)

British / Male (Arthur)

Australian / Female (Olivia)

New Zealand / Female (Aria)



Customise from the course **library**

Choose from 1,000+ courses to deliver the best training to your team in minutes.
Or, customize a course and make it your own. All for free.



NATIONAL GEOGRAPHIC

Leading under pressure
John Volanthen
In Partnership



AUSTRALIAN SOCIETY OF SAFETY PROFESSIONALS

ASSP | Risk Management
By [SafetyCulture](#)



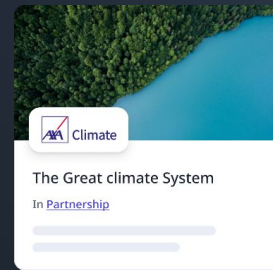
AU

Food Handler Basics Training (AU)
By [SafetyCulture](#)



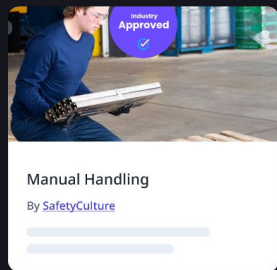
CLYDE & CO

Clyde & Co | Sexual Harassment in the Workplace (Aus)
In Partnership



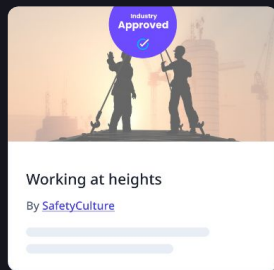
Climate

The Great climate System
In Partnership



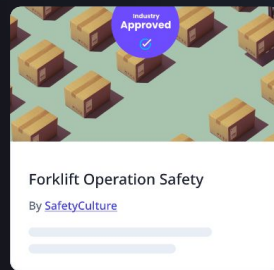
Industry Approved

Manual Handling
By [SafetyCulture](#)



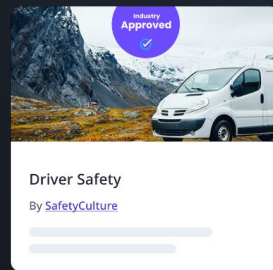
Industry Approved

Working at heights
By [SafetyCulture](#)



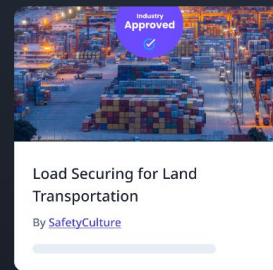
Industry Approved

Forklift Operation Safety
By [SafetyCulture](#)



Industry Approved

Driver Safety
By [SafetyCulture](#)



Industry Approved

Load Securing for Land Transportation
By [SafetyCulture](#)

Ready-to-deploy

Accredited

Free

Editable

SME approved

Industry agnostic

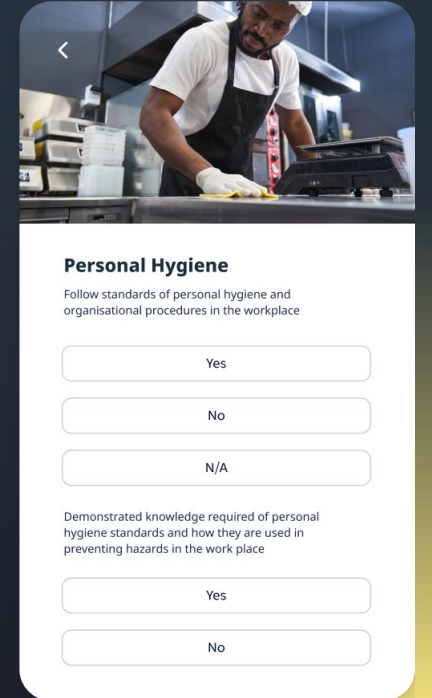
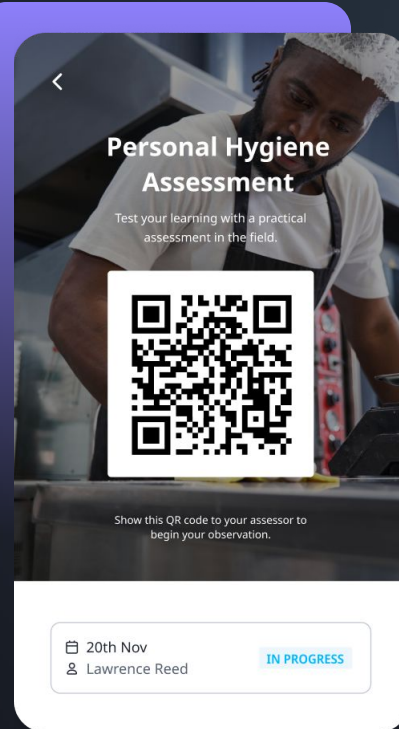
Expertly designed

Verify your training

With Practical Assessments, you can:

- ✓ Create your own digital checklist
- ✓ Assess your team from your mobile device
- ✓ Automatically track in-person training

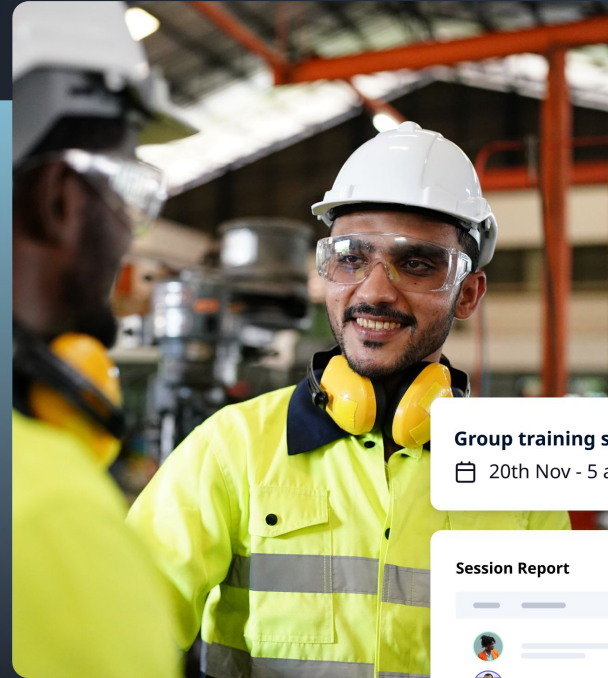
Scan your team member's QR code to access Practical Assessments, and easily mark off items, leave comments, and pass/fail your trainee – all in real-time.



Track all training styles, including face-to-face

Recording attendance of in-real-life workshops and toolbox talks with **Group Training**.

Attendance is automatically recorded and tracked alongside your digital training records.



Group training session 1

📅 20th Nov - 5 attendees

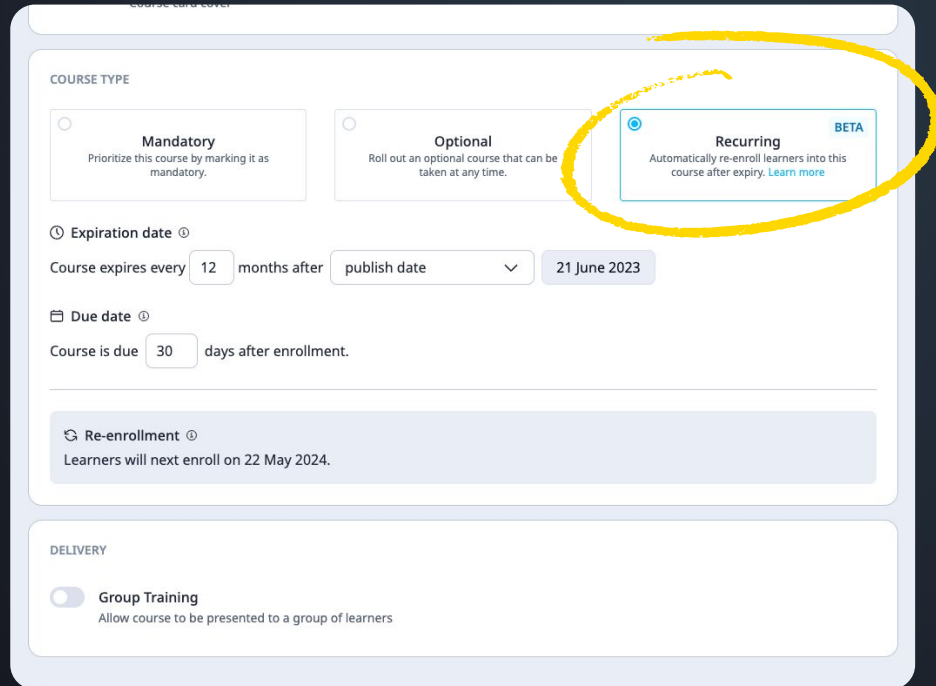
Session Report

	_____	_____	—
	_____	_____	—
	_____	_____	—

Recurring Certification

Customise when courses need to be retaken, whether it's 3 months or every 12 months.

We'll remind your users when they need to take the course again, keeping you compliant while reducing your admin tasks



The screenshot displays a course configuration interface with the following sections:

- COURSE TYPE**: Three radio button options are shown:
 - Mandatory**: Prioritize this course by marking it as mandatory.
 - Optional**: Roll out an optional course that can be taken at any time.
 - Recurring** (highlighted with a yellow circle): Automatically re-enroll learners into this course after expiry. [Learn more](#). A "BETA" label is present in the top right corner of this option.
- Expiration date**: A section with a clock icon and a help icon. It includes a dropdown menu set to "12" months after "publish date", and a date field showing "21 June 2023".
- Due date**: A section with a calendar icon and a help icon. It includes a dropdown menu set to "30" days after enrollment.
- Re-enrollment**: A section with a refresh icon and a help icon. It states "Learners will next enroll on 22 May 2024." This section has a light blue background.
- DELIVERY**: A section with a toggle switch for "Group Training" (currently off) and the text "Allow course to be presented to a group of learners".

Training

Feature look ahead

Dynamic assignment:

For when you're too lazy to create 900 groups

It's faster, more targeted.

We're closing the gaps.

It makes us Enterprise ready.

BRI - OS	MEL - FI
HAS - CO	MEL - HR
HAS - FI	MEL - IN
HAS - GT	MEL - MA
HAS - HR	MEL - SC
HAS - GE	MEL - OS
HAS - MA	PER - CO
HAS - IN	PER - FI
HAS - OS	PER - GT
HAS - SC	PER - HR
MEL - GT	PER - GE
MEL - CO	PER - IN
MEL - GE	PER - SC
	PER - OS



The screenshot shows a course management interface with a course titled "Prime-Time Pizza Dough". A "Dynamic assignment" dialog box is open, allowing users to filter participants based on various criteria. The dialog box includes the following filters:

- Where: Job title is Operations X Technicians X Engineering X Mark X
- and: Date hired before 2 Aug 2025
- and: Reports to is Sam Collins X
- and: Job title contains Manager X
- and: Contract type is not Full time X

The dialog box also has "Cancel" and "Save" buttons. The background shows the course details, including the publication date "June 13, 2025 at 8:00AM" and the languages "English (Original), Spanish, Japanese".

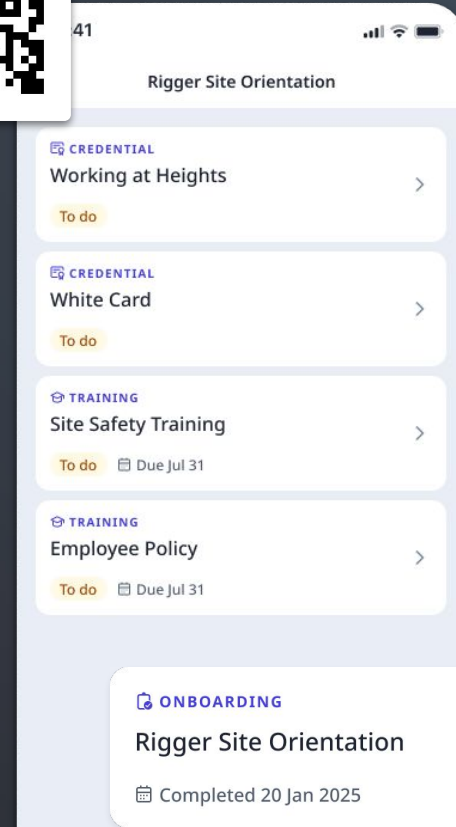

Worker Onboarding

An automated **workflow** that guides workers through uploading the required **credentials** and completing role-specific **training**—with a record of completion available in their user profile.

In development

Closed Early Access

Launch October



Worker experience 🧑

Complete onboarding

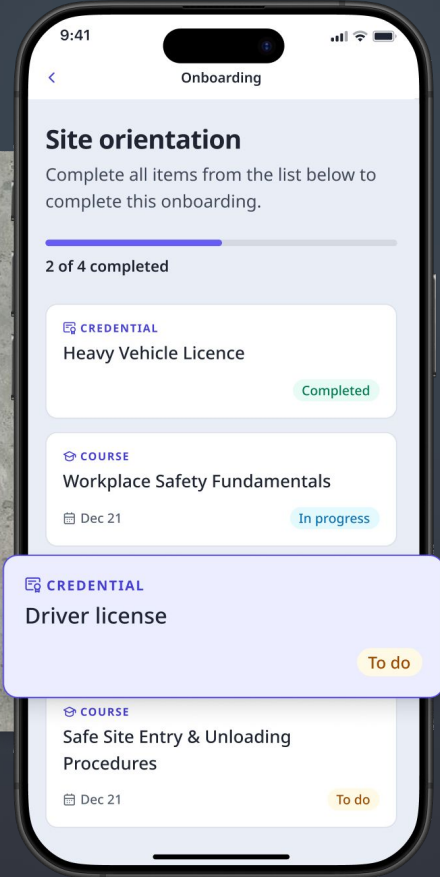

Worker
Lite seat, Full Seat

Training Permission
Access

Quick access

Upload credentials

Complete training



Let's look at the following **workflows**




Frontline worker

Accessible information to work safely and efficiently




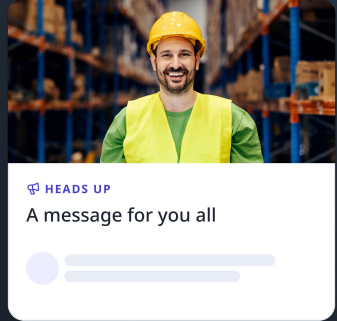
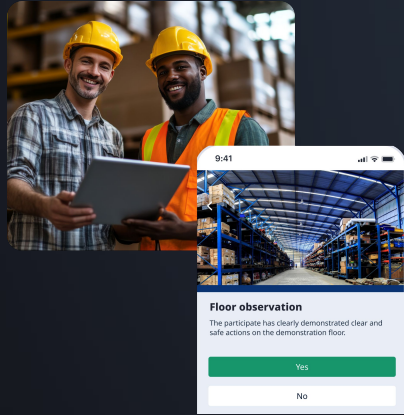
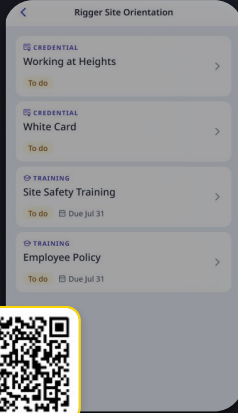
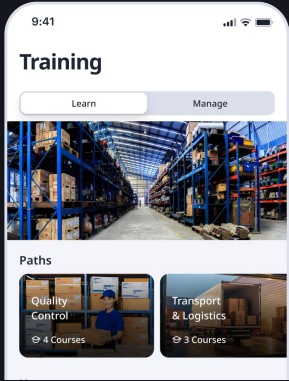
Line Manager

Keep teams in the loop, on track, and compliant



Day in the life of a

Warehouse worker



Rostered

Worker assigned to a new area of the warehouse covering a shift for a fellow worker. Is able to bring up a path of relevant courses to that location & role.

Onboarding Assigned

Scans QR code on equipment to pull up employee onboarding flow

Checklist

Performs a quality check using Inspections checklist. Results are stored alongside Training and tasks for comprehensive reporting.

Heads Up + Lesson

Following an incident on the warehouse floor the prior day, all workers receive a Heads Up asking them to complete a quick refresher on incident response best practices.


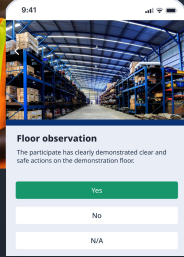
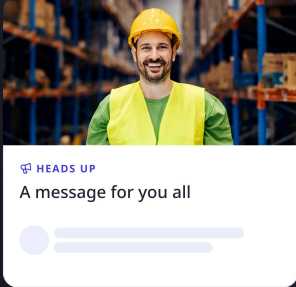
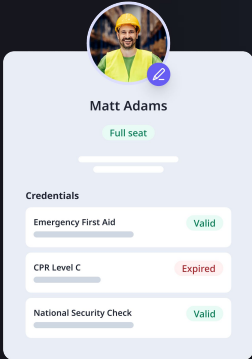

Certificate

At the end of his day, the worker receives a certificate for the training completed



Day in the life of a

Line Manager



Group Training

Group Training used to track attendance at morning site briefing

Credentials review

Quickly reviews if staff credentials are valid and required pre-training has been completed

Heads Up

Broadcast message to his/her team to remind them of an important update

Assess

Perform a job observation using Practical Assessments (our built in evaluation tool), uploading photo/video evidence and pass/fail result

Matrix

Manager views reports and Training Matrix to understand training requirements and compliance status.