

Hello Faith Families and Friends,

At RB Community we are missing each and every one of you and would like nothing better than to celebrate Easter together through social media!

This year we are going to use resurrection eggs when we join together for our Easter Family service this Saturday @10am. Go to the church website for the link to the service. www.rbcommunity.com

Here is your DIY resurrection kit with instructions. Have fun assembling the kit together as a family. The extra eggs and goodies are just an added special gift from us. May the Lord be glorified as we prepare to celebrate our risen Lord!

“Hosanna to the Son of David!” ‘Blessed is He who comes in the name of the Lord!’ Hosanna in the highest!”

Matthew 21:9

Easter Resurrection Eggs

What you'll need:

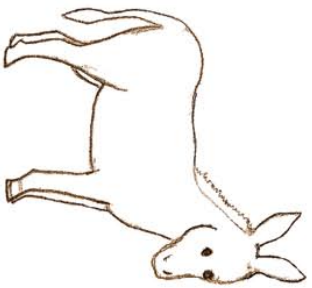
- 12 plastic eggs
- Print out Resurrection Egg squares (on card stock if you have some). Cut only the squares needed.
- An egg carton, basket or container for storage.
- A small leaf to represent a palm branch at Jesus' triumphal entry – or the donkey square.
- 3 quarters/dimes to represent the 30 pieces of silver that Judas Iscariot received.
- Make an origami cup (use a 4x4 piece of paper), <https://youtu.be/vK78DLfLlVQ> or cup and bread square to represent a cup at the Last Supper.
- Roll a tiny piece of paper into a scroll and tie with string or ribbon, or the prayer square to represent Jesus' prayer in the garden.
- A piece of leather or thick fabric to represent the soldiers whipping Jesus.
- Cut out the Crown of Thorns square to represent the crown of thorns.
- 2 nails (any size will do) to represent the nails and the cross, or the cross picture on cardstock.
- Dice (1 or 2) to represent the soldiers casting lots for Jesus' clothes.
- A toothpick with one end broken off to represent the spear piercing Jesus' side.
- A piece of cheesecloth or thin fabric to represent Joseph wrapping Jesus in clean linen cloth.

- A rock to represent the stone rolled in front of the tomb.
- Sharpie to number eggs – 1 thru 12. 12 is the Empty Clear egg.
- Print and cut out Easter Story Cards (on card stock if you have some). These cards are companion cards and do not go into the eggs.
- Put items in eggs according to the Easter Story Cards:
1-Donkey, 2-Coins, 3-Cup,
4-Praying, 5-Whip, 6-Crown, 7-Nails, 8-Dice,
9-Spear, 10-Linen, 11-Stone, 12-Empty

Make your resurrection eggs and have them ready for our Easter Family Service Saturday April 10th @10am. We will tell the story together using the eggs.
www.rbcommunity.com

Make a game of learning with your kit.

- Open each egg as you or your children read the cards
- After all the eggs are open, mix up the items and try to put items back in the correct egg without looking at the cards.
- For a big challenge, mix up the items and put the items back in the correct egg while saying the bible verse from memory.

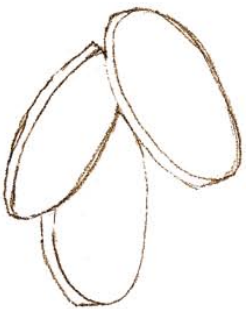


Matthew 21:9

Then the multitudes who went before and those who followed cried out, saying:

“Hosanna to the Son of David! ‘Blessed is He who comes in the name of the Lord!’ Hosanna in the highest!”

DONKEY



Matthew 26:14-15

Then one of the twelve, called Judas Iscariot, went to the chief priests and said, “What are you willing to give me if I deliver Him to you?”

And they counted out to him thirty pieces of silver.

COINS



Matthew 26:26-28

And as they were eating, Jesus took bread, blessed and broke it, and gave it to the disciples and said, “Take, eat; this is My body.”

Then He took the cup, and gave thanks, and gave it to them, saying, “Drink from it, all of you.”

CUP



Matthew 26:39

He went a little farther and fell on His face, and prayed, saying,

“O My Father, if it is possible, let this cup pass from Me; nevertheless, not as I will, but as You will.”

PRAISING



Mark 15:15

So Pilate, wanting to gratify the crowd, released Barabbas to them; and he delivered Jesus, after he had scourged Him, to be crucified.


WHIP



Matthew 27:29

When they had twisted a crown of thorns, they put it on His head, and a reed in His right hand. And they bowed the knee before Him and mocked Him, saying, “Hail, King of the Jews!”


CROWN



Matthew 27:31

And when they had mocked Him,
they took the robe off Him,
put His own clothes on Him,
and led Him away to be crucified.

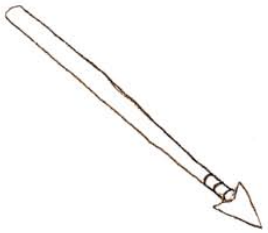
NAILS



Matthew 27:35

Then they crucified Him,
and divided His garments,
casting lots,
that it might be fulfilled
which was spoken by the prophet."

DICE



John 19:34

But when they came to Jesus
and saw that He was already dead,
they did not break His legs.
But one of the soldiers
pierced His side with a spear,
and immediately
blood and water came out.

SPEAR



Matthew 27:59

When Joseph had taken the body,
he wrapped it in a clean linen cloth
and laid it in his new tomb
which he had hewn out of the rock;
and he rolled a large stone
against the door of the tomb,
and departed.

LINEN



Matthew 27:66

Pilate said to them,
"You have a guard;
go your way,
make it as secure as you know how."
So they went
and made the tomb secure,
sealing the stone
and setting the guard.

STONE









Matthew 28:25

But the angel answered
and said to the women,
"Do not be afraid,
for I know that you seek Jesus
who was crucified.
He is not here; for He is risen,
as He said. Come, see the place
where the Lord lay.

EMPTY TOMB

Resurrection Eggs



Resurrection Eggs

I. Bible

The Bible tells us the Easter story. The story is in the books of Matthew, Mark, Luke, and John.

2. Donkey

Jesus rode into Jerusalem on a donkey. Luke 19:28-35

3. Cup and Bread

Jesus ate the Last Supper with his 12 disciples. Matthew 26:26-29

4. Prayer

Jesus prayed in the garden of Gethsemane. Matthew 26:36-40

5. Sword

The guards came to arrest Jesus. Matthew 26:47-50

6. Crown of Thorns

The soldiers put a crown of thorns on Jesus's head. Matthew 27:27-30

7. Cross

Jesus died on a cross. Matthew 27:50

8. Rock

A large stone was rolled in front of the tomb opening. Matthew 27:65-66

9. Three

Three days after Jesus had died, some women went to the tomb. Matthew 28:1-4

10. Angel

The rock had been rolled away and an angel of God was sitting on the stone. Matthew 28:1-4

II. Empty

Jesus wasn't in the tomb. Matthew 28:5-9

12. Risen

Jesus had risen from the dead and was alive. Matthew 28:5-9



Supplies:

12 plastic Easter Eggs per student
1 egg carton per student
A copy of the card explanations (pg. 2)
A copy of the cards (pg. 1)

Directions:

Give each child a set of mini cards and 12 eggs. As you read the card explanations, have your students place the matching card into his/her eggs. Place the eggs into the egg cartons in the correct order (you may want to label the carton and eggs ahead of time). Send home the explanation page with each child's set of eggs so he/she can retell the resurrection story at home. Option: Cut the explanations into strips and put them into each egg with the matching pictures.

INCLUDED IN
THEMED UNIT

RESURRECTION EGG CARDS

1. Bible
The Bible tells us the Easter story. The story is in the books of Matthew, Mark, Luke, and John.

2. Donkey
Jesus rode into Jerusalem on a donkey. Luke 19:28-35

3. Cup and Bread
Jesus ate the Last Supper with his 12 disciples. Matthew 26:26-29

4. Prayer
Jesus prayed in the garden of Gethsemane. Matthew 26:36-40

5. Sword
The guards came to arrest Jesus. Matthew 26:47-50

6. Crown of Thorns
The soldiers put a crown of thorns on Jesus's head. Matthew 27:27-30

7. Cross
Jesus died on a cross. Matthew 27:50

8. Rock
A large stone was rolled in front of the tomb opening. Matthew 27:65-66

9. Three
Three days after Jesus had died, some women went to the tomb. Matthew 28:1-4

10. Angel
The rock had been rolled away and an angel of God was sitting on the stone. Matthew 28:1-4

11. Empty
The tomb was empty.

12. Risen
Jesus rose from the dead.

edlah
Preschool Resources
EDLAH.COM