

Light for the house and the garden 2023  
Special accents for the private sphere

**BEGA**



## Light for the house and the garden 2023

Many possibilities for the private illumination of houses and gardens are often left unused. Carefully coordinated lighting alone can make a house feel homely and inviting.

Driveways, entrances, terraces and gardens often provide a host of starting points for improving the quality of lighting around private houses.

Many people are unaware of the fascinating effect that an illuminated garden can have. Perfectly illuminated outdoor spaces add a wonderful natural dimension to our living quarters.

Good lighting and good illumination ensure not only a pleasant lighting atmosphere and a higher quality of experience, but also greater safety around the house and garden.

The "Light for the house and the garden" catalogue presents a selection of luminaires from our complete range which are particularly suitable for lighting in private environments. It offers a wide range of design options for harmonising the lighting of indoor and outdoor spaces and experiencing lighting like never before.

You can view our complete range of luminaires as well as all technical information on the luminaires in this catalogue at [www.bega.com](http://www.bega.com).

Our products are sold through specialised electrical dealers, specialised luminaire dealers and the electrical trade.

All goods, services and quotes supplied and/or submitted by BEGA to companies are solely subject to our terms of delivery, which can be accessed at [www.bega.com/terms-of-delivery](http://www.bega.com/terms-of-delivery)



## BEGA exhibition rooms

Our website, catalogues and brochures offer a good overview of our product range, but as with so many things: the beauty and quality of our luminaires is best appreciated live. The excellent workmanship and clear design language of our luminaires really come to the fore in our showrooms.

Here, you can view our sustainable lighting technology, as well as the quality finishes and ease of use first hand – no strings attached. Our showrooms offer a unique opportunity to try it all first hand. We look forward to seeing you!

→ [bega.com/showrooms](https://bega.com/showrooms)

## About us and our luminaires

For more than 75 years, BEGA has been developing and producing high-quality luminaires for almost all areas of interior and exterior architecture. These years have given rise to products whose ideas and trademarks have become generic terms for countless luminaires in the entire industry.

We make sure that our products retain their value for a long time to come. Sustainability and durability have always been a main focus of our business credo. We work every day on creating outstanding lighting technology, premium finishes and unrivalled excellence in terms of design. These characteristics make BEGA luminaires highly reliable products that are appreciated by our customers and partners around the globe.

According to market comparisons, our luminaires offer a significantly longer lifespan, which is further enhanced by our 20-year availability guarantee for components. Combined with our ongoing and meticulous luminaire development and intelligent use of raw materials, we are able to save valuable resources across the board. We aim to create durable assets that are designed to stand the test of time for decades to come.

Our luminaires are designed to fit harmoniously into interior and exterior architectural and aesthetic themes. Their light should underline a building's architecture, create an atmospheric or striking scene or maintain its appearance at night.

We have been working on in-ground lighting solutions for more than 40 years. We know the extreme conditions which outdoor luminaires have to face up to. We had a formative influence on many of the current standards according to which the quality of this group of luminaires is judged. They have to stand up to enormous stress more than other luminaires.

Indoor luminaires have been part of our development and production efforts for almost six decades.

Our own glass production allows us to design our luminaire glass according to our own quality standards and lighting requirements. Today, we are captivated by the incredible design range offered by LED technology. We have found new ways of deflecting light and are using new and durable materials.

In effect, our collection is growing continuously – all with the objective of creating superior luminaires for all areas of architecture in mind, and manufactured in exemplary production facilities that focus on the well-being of people and the environment.





Better than you could possibly imagine:  
the augmented reality app from BEGA

With the free BEGA AR+ app, you can become a lighting designer yourself – it's entirely easy and intuitive to use with your smartphone or tablet. Download BEGA AR+ on your Apple or Android device and get started with simulations of every possible lighting situation. To do so, scan the area where you would like to use your BEGA luminaires, for example in your home or garden. Now your display will show you in real time how to highlight your BEGA lighting. Illumination, luminous intensity, light effect – so close to reality, it will feel like you are trying out real BEGA luminaires.

### Bring BEGA luminaires live into your home

With BEGA AR+, you can experience the effect of different luminaires live in your home. How would pendant luminaires look above the dining table, what effect would pathway luminaires have in the garden? Project BEGA luminaires virtually, in real time and in any area of your choice. Precise, proportional and realistic. This way, you will know that your choice is right even before making the purchase.


### The right decision with 360-degree view


Sometimes it is important to consider things from various perspectives. After you have virtually positioned the BEGA luminaires of your choice in the desired area, you can move around them freely and observe them from all sides. But that's not all: Try out alternative luminaire colours, test different luminaire sizes and models – find the exact lights you like with ease.

### See where the light falls

The environment also counts. Within the simulation of all BEGA garden and pathway luminaires positioned on the ground, the corresponding illumination diagrams can also be created in real time using the app. Based on the displayed lux values for the degree of illuminance, you can determine the ideal light point spacing for positioning and combining multiple BEGA luminaires in real time.

→ [bega.com/ar](https://bega.com/ar)





**Test BEGA luminaires live – with or without the app**

Our service for convenient luminaire planning: Our BEGA garden and pathway luminaires can also be viewed in their intended surroundings without using the BEGA AR+ app. On our website [bega.com](http://bega.com), you can click the AR icon in the picture of the garden luminaire you like – and your visual experience will start right away (provided you are viewing the website on a mobile device with a modern operating system).

→ [bega.com](http://bega.com)



- At the press of a virtual button:  
Switch each luminaire on and off
- Darken the luminaire environment to judge the effect realistically
- Duplicate the luminaires of your choice to plan the ideal spacing between multiple luminaires
- Apart from the AR function, you can also view each BEGA luminaire as a 3D model without a virtual background



## Our LED technology

Decades of experience have taught us the high quality requirements our luminaires are expected to meet.

This knowledge results in the continuous improvement of our products in every respect. We recognised early on that our quality standards for LEDs and their components could not be achieved with standard market and industry components.

In order to have maximum freedom of development and to meet our own demands, we have acquired our own state-of-the-art module production facilities at our sites.


All BEGA LED luminaires are supplied with tailor-made modules from our own production line. We have control over all the materials used, so we never have to compromise.

We alone determine all the essential factors such as light output, light colour and thermo-management of a luminaire, and we have a direct influence on quality as a result.

The ageing of electronic components – particularly LEDs – depends on the temperatures to which they are exposed during operation. The higher the component temperature, the shorter the anticipated service life.

Here we create favourable temperature conditions for all components through constructive measures and the use of the highest quality components, thus achieving a significant extension of the LED service life.

In addition, electronic protective devices in the luminaire prevent components from overheating. To ensure maximum ageing resistance of the entire optical system, we also consistently use high-quality and durable materials such as glass, silicone and aluminium.





## Replacement and 20-year availability

LEDs have a significantly longer service life than conventional lamps. But their operational life is still finite.

What happens when an LED comes to the end of its service life? Who supplies the replacement for this electronic component, or does the luminaire or even the entire lighting system have to be replaced? These questions remain unanswered by many manufacturers. We have not yet found answers from either external module suppliers or the various luminaire manufacturers that meet our understanding of corporate responsibility.

By starting to produce our own modules, we have solved the problem for our customers. You will find a module designation number in every one of our LED luminaires, providing exact details on the modules installed within. The fact that we produce our own modules gives us a real edge. It means that we will be able to supply the perfect LED modules for many years to come.

**We guarantee the availability of replacement modules even 20 years after you purchase an LED luminaire from us.**



The technology and design of the components may have changed by then. But you can rest assured that the light colour and output of the replacements will correspond to the LED modules originally installed.

Our LED luminaires are designed to allow these components to be replaced easily on site using standard tools. Suitable precautions have already been taken to protect against electrostatic discharge and accidental polarity reversal of the electronic components. This means that the safe and economical continued use of your LED luminaires is assured.

## About colours, finishes and light

### Colours and finishes

Depending on the intended use, our luminaires feature components with different paint finishes. The requirements for outdoor luminaires differ from those for indoor luminaires. Our materials and finishing methods are subject to constant checks and tests in order to ensure optimum component protection. We place the highest demands on the quality and durability of our finishes.

And we evaluate our galvanised metal finishes according to the same standards. In addition to our high-quality requirements, the aesthetic quality of the finishes is just as important as the successful interplay of materials with different finishes.

### Light colours



2700 K

3000 K

4000 K

The colour temperatures for LED luminaires are specified in Kelvin (K). The LED luminaires in this brochure are supplied with a warm white 3000 Kelvin light colour. With some luminaires, the available spectrum begins at 2700 Kelvin, which corresponds to the light of a conventional incandescent light bulb. We also offer other luminaires in neutral white (4000 K). This light is used for classic office lighting.

### Light characteristics and light distribution

Light distribution is an important factor in light planning. The graphics help to better understand the light characteristics of a luminaire.



**Asymmetrical light distribution** for the illumination of wall surfaces



**Very narrow beam light distribution** for focused light accents – creating hard shadows



**Symmetrical wide beam light distribution** for room illumination – deliberate reflections of the light on the walls



**Unshielded ceiling luminaires** for general illumination




Wall luminaires with **symmetrical light distribution** exploit the reflective properties of the installation surface



Wall luminaires with **asymmetrical light distribution** exploit the reflective properties of the ceiling



**Shielded pendant luminaires** emit focused glare-free light in a downward direction



**Unshielded pendant luminaires** for general illumination



Wall luminaires with **symmetrical light distribution** for the illumination of floor areas near walls



Wall luminaires with **asymmetrical light distribution** for expansive floor lighting



Garden luminaires with **unshielded light distribution** for uniform light around the luminaire



**Unshielded wall luminaires** for general illumination



**Symmetrical light** from the ground for the illumination of architecture and plants



**Asymmetrical light** from the ground for the illumination of architecture and plants



Garden luminaires with **symmetrical light distribution** for high-lighting the area around the luminaire



Garden luminaires with **asymmetrical light distribution** are perfect for pathway illumination

## Our technologies

### Thermo-management for excellent component protection

Electronic components are often very temperature-sensitive. They are often exposed to high temperatures inside a luminaire. Adverse ambient temperatures also place added strain on power supply units and modules in many places. This may lead to malfunctions and damage to the components. Thermal stress will additionally result in significant reductions in service life. We dedicate a great deal of attention to this matter and are continually improving the quality of our components and the protective devices in our luminaires.

BEGA Thermal Management® and BEGA Ultimate Driver® guarantee optimum thermal component protection and power supply units of the highest quality.

### Optical systems of the highest lighting quality

The longevity of BEGA products, the highest possible quality and a sense of responsibility are just some of our core values. Our optical systems are developed on the basis of these values. The consistent use of the highest-quality components is just as much a part of our philosophy of sustainability as our 20-year availability guarantee for LED modules.

Maximising the efficiency of light deflection is another important factor for certain lighting requirements. We have optimised the light deflection in our luminaires through the perfect interaction between our LED modules with precisely calculated and refined reflectors and optical lenses made of ultra-clear silicone.

BEGA Hybrid Optics® and BEGA Vortex Optics® represent technologies we use to develop long-lasting, wear-resistant optical systems of the highest lighting quality.

### Surface technologies for outstanding durability

BEGA luminaires are intended to blend in harmoniously as architectural details and to perform their tasks for many years. As part of our commitment to sustainability, we pay special attention to efficient surface protection for our luminaires. Resistance to corrosion and weathering as well as light stability are a high priority for us, in part due to the enormous variety of weather conditions worldwide.


Our registered trademarks BEGA Coating Technology®, BEGA Unidure® and BEGA Tricoat® guarantee surface protection of the highest quality.



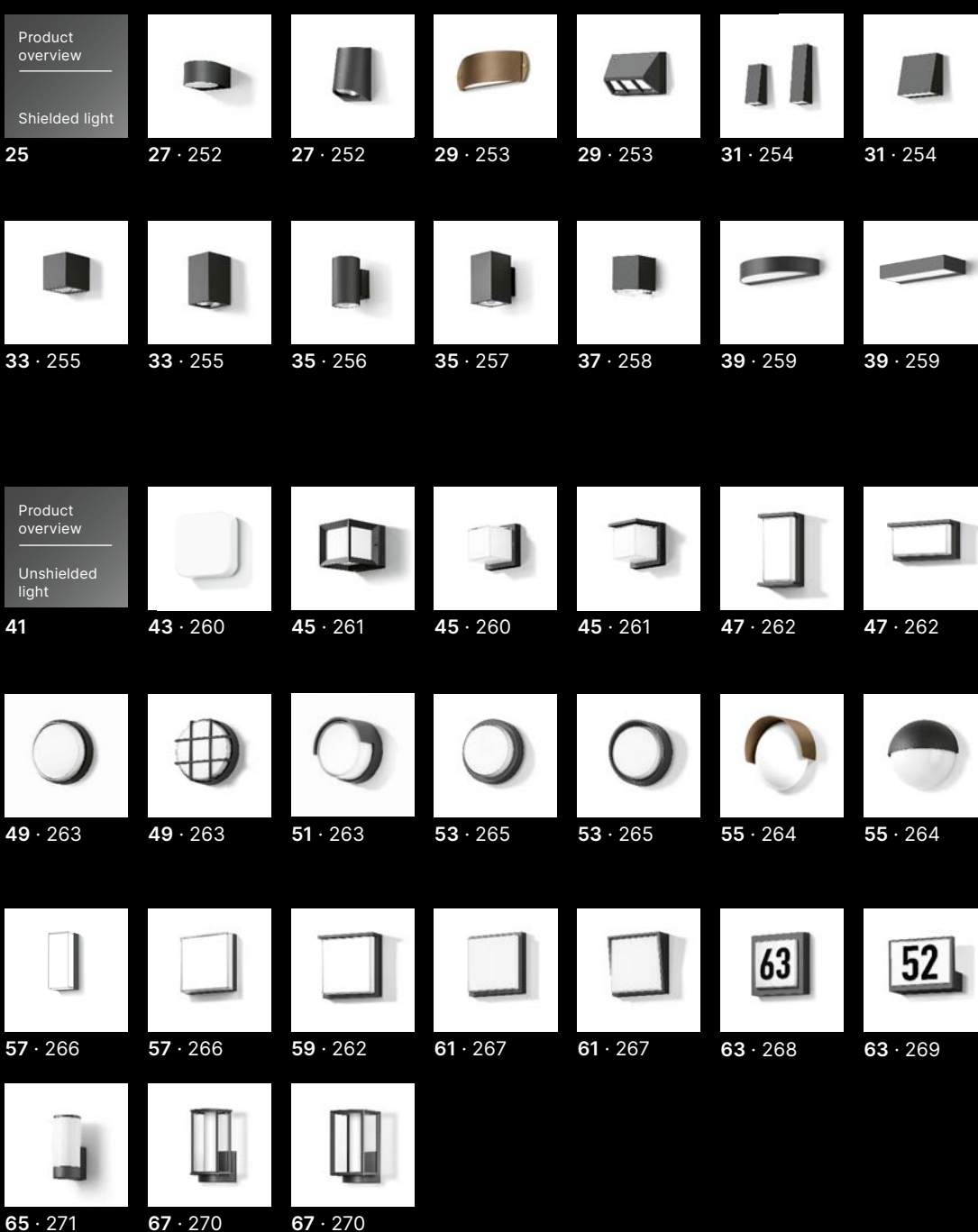
→ [bega.com](https://www.bega.com)

# Outdoor luminaires

Recessed ceiling  
luminaires  
Ceiling luminaires  
Downlights



Wall luminaires



Garden and  
pathway luminaires  
Table luminaires

Product  
overview

---

Directed light



73 · 275



75 · 272-273



77 · 272



79 · 273



81 · 274



83 · 275

69




71 · 271

Product  
overview

---

Unshielded  
light

85



87 · 277



87 · 277



89 · 278-279




91 · 276

Product  
overview


---

In-ground  
luminaires

93



95 · 280



95 · 280

In-ground luminaires

Product  
overview

---

Permanent  
floodlights

93



97 · 281



97 · 282



99 · 283



99 · 282



99 · 283

Permanent  
floodlights

Product  
overview

---

BEGA UniLink®


101




107 · 285



109 · 287




111 · 287



111 · 287



113 · 286



113 · 286

Portable luminaires  
BEGA UniLink®




115 · 289



115 · 289



117 · 289



119 · 288




119 · 288



121 · 288

Indoor luminaires


Recessed ceiling luminaires



Ceiling luminaires




Ceiling and wall luminaires



Recessed wall luminaires



Wall luminaires





Wall luminaires

185 · 315    187 · 317    187 · 316    189 · 316    191 · 318    191 · 318    191 · 319



Pendant luminaires

207 · 217    209 · 327    211 · 326    211 · 326    219 · 331    213 · 328    221 · 334



223 · 331    225 · 333    227 · 332    227 · 332    229 · 336-337    231 · 335    233 · 335




215 · 329



Table and floor luminaires

235    237 · 338    239 · 339    241 · 339    241 · 338



LED information  
BEGA Smart  
System pendant luminaires  
LED lamps  
Power supply units  
Installation housing

6    125 · 290-291    131 · 340-341    217 · 330    342-343    344    344





## Illumination from the ceiling

Ceiling luminaires and recessed ceiling luminaires are ideal for general illumination. They are ideal lighting tools for a variety of architectural applications. Their light distribution ranges from symmetrical wide beam – for excellent illumination of the area below the luminaires with long distances between light points – to symmetrical narrow beam, which is ideal for illuminating narrow ground surfaces, e.g. corridors, hallways and staircases. Recessed ceiling luminaires are structural details that, depending on the type of ceiling, become permanent fixtures of the building. The luminaires can often be retrofitted in suspended ceilings. Installation in cast ceilings, however, requires careful planning as early as the shell construction phase. The number of luminaires, luminaire spacing and degree of illuminance must all be determined in advance. Installation housings must already be installed in the shell.

It is essential to use high-quality products with a guaranteed availability of replacement parts, since subsequent modification or replacement would be very costly. In addition to excellent lighting results, they ensure convenient servicing if required. The work involved in installing ceiling luminaires is significantly less than for recessed ceiling luminaires. Determining the number and location of the light points for plastered ceilings or suspended ceilings can still be carried out even after the shell construction phase.



Illuminate functionally



Accentuate architecture



Create a sense of safety



Set accents



🔍 PXXXX

Do you have any technical questions about the product? Do you need an article number or light distribution curve? Please enter the relevant reference number PXXXX into the search field on our website.



📄🔍 Page 244

🌐🔍 P0395

Recessed ceiling luminaires with various light characteristics for many different lighting scenarios. Symmetrical light distribution with either a narrow beam or a wide beam illuminate ground surfaces directly beneath the ceiling. Wide beam light distribution for the illumination of ground surfaces is generally a good choice, while narrow beam light distribution is more suitable for narrow spaces like corridors, hallways and staircases.

Asymmetrical wide beam light distribution is generally used where wall surfaces are to be illuminated from the ceiling.



📄🔍 Page 245

🌐🔍 P0296

Very compact and efficient ceiling luminaires with four choices of light distribution. Their light distribution and architectural applications are comparable to those of the recessed ceiling luminaires in the group above. The installation of these luminaires is usually less work-intensive, as they are installed in suspended ceilings. In addition, their clear geometric shapes can be used to set lighting accents.





The series of our smallest recessed ceiling luminaires combines extremely small dimensions with a surprisingly high light output. These recessed ceiling spots are perfect for lighting situations where small points of light are used for creating a brilliant lighting atmosphere, for example under roof overhangs and cantilever plates or over patios or a house entrance. These recessed ceiling spots are also very flexible in terms of their electrical connection: several luminaires can be connected to a single power supply unit. Special installation housings are available for installations in concrete ceilings.



 Page 246

 P0634



Light output does not always depend on size: These small-format, ceiling-mounted spots offer high performance and component quality. These spots are a great choice wherever small points of light are needed to accentuate a lighting situation, for example under roof overhangs and cantilever plates, over patios or a house entrance. These ceiling-mounted spots are also very flexible in terms of their electrical connection: several luminaires can be connected to a single power supply unit.



 Page 247

 P0694






 Page 248–251

 P0372 · P0377 · P0327

Highly efficient recessed ceiling luminaires including external DALI power supply units. These luminaires offer a wide range of light distribution options.

The rotationally symmetrical light distribution is comparable to the light beam of a floodlight and is available with three different light characteristics. Luminaires with asymmetrical light distribution are used to illuminate wall surfaces. The luminaires are also available with flat beam light distribution for the illumination of narrow ground surfaces, e.g. corridors, hallways and staircases.



 Page 249

 P0294

Very compact and efficient ceiling luminaires in three light distributions. Their light characteristics and architectural applications are comparable to those of the recessed ceiling luminaires in the group above.

However, the installation of these luminaires requires much less effort as they are installed under ceilings. In addition, their clear geometric shapes can be used to set lighting accents.





🔍 PXXXX

Do you have any technical questions about the product? Do you need an article number or light distribution curve? Please enter the relevant reference number PXXXX into the search field on our website.



📄🔍 Page 246

🌐🔍 P0301

Recessed ceiling luminaires with downward-directed light for the efficient illumination of areas below the luminaires and a brilliant, wide-beam light component. The partially frosted crystal glass creates an additional unshielded light component. The brilliant, multifaceted play of light also illuminates the ceiling surface.



📄🔍 Page 247

🌐🔍 P0371

Aside from downward-directed light for the efficient illumination of ground surfaces, these ceiling luminaires also provide additional light on the ceiling. During the day, the thick-walled glass emphasises the quality of the luminaires. When illuminated, the transparent glass edges create a unique play of light and lustrous effects.



## Wall luminaires with shielded light

Shielded wall luminaires illuminate ground surfaces in front of walls and accentuate the installation surface and its structure without direct glare. They simultaneously illuminate and accentuate the installation surface and its structure. They can be arranged individually, in rows or as a group. Some luminaires with shielded light are available with both one-sided and two-sided light emission. When it comes to wall luminaires with shielded light, the desired light effect plays a decisive role. In contrast to unshielded wall luminaires, whose luminaire bodies are in focus at night, shielded wall luminaires are restricted to their indirect glare-free light effect, and thus draw attention to the architecture and the surroundings rather than the luminaires themselves. Wall luminaires with shielded light are suitable for installation at various heights.

They can be used in many ways: as location luminaires, for accent lighting or for wide-area illumination.

A single luminaire placed at a low height serves to highlight hazardous points, while a row of installed luminaires provides uniform illumination in corridors and along paths. Installation at greater heights enables glare-free illumination of wall surfaces.

The work involved in installing wall luminaires is significantly less than for recessed wall luminaires. However, the overhang of the selected luminaire must be taken into consideration when planning.



Accentuate architecture



Highlight areas



Illuminate functionally



Set accents






**beqa.com**

🔍 PXXXX

Do you have any technical questions about the product? Do you need an article number or light distribution curve? Please enter the relevant reference number PXXXX into the search field on our website.



📄🔍 Page 252

🌐🔍 P0354

The flush-mounted luminaire glass with an optical structure in these wall luminaires with directed light distributes the light onto the installation surface uniformly and with a very wide beam. A great way to accentuate wall surfaces or highlight structural details. They open up numerous design options: in multiple configuration, as a group or in rows.



Page 77

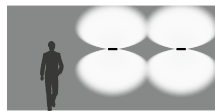


📄🔍 Page 252

🌐🔍 P0289

Installed at a low height, the smallest of these wall luminaires with directed light serves as a location light. When installed at eye level, larger luminaires ensure bright and safe illumination of the installation surface and the ground. A reflector made of pure aluminium ensures an exactly defined light distribution.





 Page 253

 P0381



The shape of this series with light emission upward and downward is an inspiration for wall design with light. Individually or in arrangements: There are virtually no limits to what you can design. You can choose between bronze – the coating has the look and feel of cast bronze – or graphite for the cast aluminium or aluminium fittings. BEGA Unidure® surface finishes have a highly weather-proof layered structure and are extremely durable.



 Page 253

 P0580

These shielded wall luminaires emit their light downward – to protect the night sky against light pollution. Thanks to their light outputs and formats, they can be mounted at various installation heights and are suitable for a wide range of applications – indoors and out. They are highly reliable, as they are well-protected by a robust cast aluminium housing.








 Page 254

 P0295



The glare-free light of these linear wall luminaires with directed light, which also illuminates the installation surface, can be used in a variety of ways.

Installed at a low height, the smallest luminaires serve as location lights. When installed at greater mounting heights, the light accentuates the installation site.




Page 79



 Page 254

 P0330

These wall luminaires with directed light can be used as location lights when installed at a low height. Installed at a greater height, the light accentuates the wall and the area beneath the luminaire.



🔍 PXXXX

Do you have any technical questions about the product? Do you need an article number or light distribution curve? Please enter the relevant reference number PXXXX into the search field on our website.



📄🔍 Page 255

🌐🔍 P0358

These compact wall washers emit their light either upwards or both upwards and downwards. A reflector directs the glare-free LED light onto the wall to create excellent light effects.



📄🔍 Page 255

🌐🔍 P0337


These wall luminaires are available with downward light emission on one side or light emission on two sides for effective illumination of the installation surface.

Narrow beam and very narrow beam light effects can also be combined together to make use of the different light emissions and create unique illumination effects.






 Page 256–257

 P0376 · P0382

These wall luminaires in three sizes and in cylinder or cuboid shape, are perfect for the illumination of walls, facades and structures. Narrow beam or wide beam light distribution in various sizes or with light emission on one or two sides: These wall luminaires are the perfect solution for any requirement.

The luminaires can be installed in any burning position. This makes it possible to illuminate surfaces adjacent to the installation surface, such as ceilings, vaults, canopies and cantilever plates.






 Page 258

 P0311

With these compact wall luminaires with light emission on one or two sides, brilliant crystal glass which is white on the inside produces a pleasantly soft light on the installation surface. During the day, the thick-walled glass emphasises the quality of the luminaires. When illuminated, the transparent glass edges create a unique play of light and lustrous effects. Arrangements with multiple luminaires create attractive light installations with graphic accents indoors.



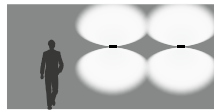




**beqa.com**

🔍 PXXXX

Do you have any technical questions about the product? Do you need an article number or light distribution curve? Please enter the relevant reference number PXXXX into the search field on our website.



📄🔍 Page 259

🌐🔍 P0313

With this semi-circular wall luminaire with light emission on two sides, the precise housing with its flush white safety glass creates a soft and even light distribution both upwards and downwards.



📄🔍 Page 259

🌐🔍 P0336

The straight-lined version of the above luminaire creates a similar light effect. This wall luminaire with light emission on two sides is also available as a model with light emission on one side. When multiple luminaires are arranged in groups, a large area accent with soft light is created on the façade.



## Unshielded wall luminaires


Unshielded wall luminaires illuminate areas in front of buildings, entrance areas, corridors and stairwells with soft and very wide beam light. They can be arranged individually, in rows or in groups to structure and accentuate wall surfaces with their graphic shapes even during the day.

At night, the luminaire bodies of unshielded wall luminaires are much more noticeable than shielded wall luminaires. Highly visible light graphics in clear basic shapes guide the view and emphasise the structure of the architecture. Unshielded wall luminaires enhance the feeling of safety, because their immediate surroundings are very well illuminated. Their light distribution creates softly outlined shadows, increasing visual comfort.

Installing wall luminaires requires considerably less effort than installing recessed wall luminaires.

Unshielded luminaires are also suitable for house numbering or other signage due to their good visibility and white glass surfaces. Luminaires with a suitably large surface are available on request as house number luminaires with weatherproof lettering.

In a lantern, whether round or square, the unshielded light source is protected behind a grille.



Set accents



Convey information



Create a sense of safety



Complement architecture





## BEGA AR+ Experience luminaires virtually

This is how new luminaires look in their intended place of use: Visualise BEGA luminaires in your home with ease using the free and easy-to-use augmented reality app. [bega.com/ar](https://bega.com/ar)



For more than 60 years BEGA Lichtbaustein® – Light Brick components have been shining examples of great lighting and surface design. These new ceiling and wall luminaires from the BEGA Lichtbaustein® – Light Brick series continue this long tradition. They offer solutions for lighting applications in a variety of architectural locations where stylish light is desired.



🔍 PXXXX

Do you have any technical questions about the product? Do you need an article number or light distribution curve? Please enter the relevant reference number PXXXX into the search field on our website.



Page 87

📄🔍 Page 261

🌐🔍 P0365

A sturdy, surrounding cast aluminium frame creates an unmistakable design feature for these impact-resistant ceiling, wall and pillar luminaires. The frame protects and delimits the thick-walled crystal glass, while the wall and surroundings are softly illuminated.



Robust luminaire glass with transparent edges underlines the quality of these impact-resistant ceiling, wall and pillar luminaires.

The light is optionally unshielded or shielded on one side. The striking edges produced by the thick glass also create unique lustrous effects when illuminated.

📄🔍 Page 260–261


🌐🔍 P0360 · P0326








This group of wall luminaires features a modern, flat design. Brilliant crystal glass contours add shape to the luminaire glass and highlight the superior quality of these luminaires during the day and at night. They brighten their surroundings and the installation surface with soft, attractive light. They are optionally available as versions shielded on either one or two sides.

 Page 262

 P0299 · P0344



The horizontal version of these impact-resistant wall luminaires generates a wider beam of light, while the upward shielding creates a contrast to the light emitted downwards. They are ideal for house entrances, for example, where smart lighting is required to reinforce a feeling of safety.

 Page 262

 P0355





These impact-resistant ceiling and wall luminaires are characterised by the “iced edges” created by the high material thickness of the glass, which also produces a uniquely lustrous effect when illuminated. Contemporary form and technical perfection – these modern lighting tools in a classic design have a very low overall projection and produce graphic light accents when arranged in groups.

 Page 263


 P0307



The circular shape of the crystal glass covers is a central design element of these reinforced, impact-resistant ceiling and wall luminaires. The thick-walled glass ensures the necessary degree of robustness for outdoor use – and gives them a high-quality look. A variety of sizes and light outputs makes these economical luminaires extremely versatile.

 Page 263

 P0870



🔍 PXXXX

Do you have any technical questions about the product? Do you need an article number or light distribution curve? Please enter the relevant reference number PXXXX into the search field on our website.



The upward shielding of this impact-resistant LED wall luminaire creates a contrast to the light emitted downwards to emphasise the wall and ground surface below the luminaires only, for example.

📖 🔍 Page 263

🌐 🔍 P0306







The luminaire housings of these wall luminaires are a compact combination of die-cast aluminium, a weather-resistant BEGA Unidure® coating, a high protection class, and impact-resistant, translucent synthetic covers. That makes them the perfect choice for small or large lighting systems on facades, balconies or patios, as well as in entrance areas.

These luminaires are excellently suited for labelling – we supply house numbers in various sizes on request. For improved visibility from greater distances – by day and by night.







 Page 264

 P0760

The convex shape of the crystal glass is the main design feature of these wall luminaires, which are shielded on one side. Their various sizes and light outputs make these economical wall luminaire a great choice for numerous applications.



 Page 264

 P0384


These wall luminaires with shielding at the top are offered in two sizes. They are available in the colour bronze, which has the look and feel of cast bronze, and in graphite. The BEGA Unidure® surface finishes consisting of a highly weather-proof layered structure feature extreme durability.

Our luminaires are synonymous for highest material quality paired with state-of-the-art lighting technology.



🔍 PXXXX

Do you have any technical questions about the product? Do you need an article number or light distribution curve? Please enter the relevant reference number PXXXX into the search field on our website.



The thick-walled crystal glass of these wall luminaires with their attractive “iced edges” forms a single unit with the die-cast aluminium housing.

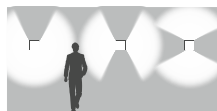
The unshielded, soft light illuminates the mounting surface and the area in front of the luminaire.

When lit, the transparent glass edges create a unique play of light.



🔍 PXXXX

Do you have any technical questions about the product? Do you need an article number or light distribution curve? Please enter the relevant reference number PXXXX into the search field on our website.



The luminaire glass features brilliant crystal glass contours in this wall luminaire series shielded on one or two sides. The premium-quality luminaires in a modern, flat design illuminate their surroundings, as well as the installation surface with attractively soft light and brilliant light accents.

Luminaires of this series with weather-proof numbers ensure excellent legibility of the house numbers at great distances. By day and by night.





The luminaire housings of these wall luminaires are a compact combination of die-cast aluminium, a weather-resistant BEGA Unidure® coating, a high protection class, and impact-resistant, translucent synthetic covers.

That makes them the perfect choice for small or large lighting systems on facades, balconies or patios, as well as in entrance areas.

These luminaires are excellently suited for labelling – we supply house numbers in various sizes on request. For improved visibility from greater distances – by day and by night.





🔍 PXXXX

Do you have any technical questions about the product? Do you need an article number or light distribution curve? Please enter the relevant reference number PXXXX into the search field on our website.



This house number luminaire is used for orientation in the vicinity of the building. It is also available with additional downward light emission to illuminate the wall surface and the floor below the luminaire.

The extremely low power consumption provides energy-efficient and sustainably cost-effective lighting. This luminaire also convinces with a very low profile. These luminaires are optionally available with a twilight switch.

📄🔍 Page 269

🌐🔍 P0334



These house number luminaires with twilight switch produce soft, unshielded light. They are particularly suitable for continuous operation due to their low power consumption and built-in twilight switch. They ensure good visibility of house numbers from a distance during the day and at night.

The wide frame surrounding the glass clearly separates the luminaire from the bright wall.

📄🔍 Page 268

🌐🔍 P0368





The cylinder shape is a true classic. Luminaires with this design create eye-catching points of interest during the day, and aid orientation at night. With their clear design and premium-quality technology, they blend into any architectural theme – individually or in groups – yet still remain individual design elements. A variety of sizes and light outputs, as well as the luminaires' high protection class open up an entirely new application spectrum: for example on pillars, pilasters and walls.





The shape and look of this wall luminaire is reminiscent of the traditional lantern with unrivalled variety. Initially, lanterns were used for the illumination of homes and private outdoor spaces, and were often the only source of light directing the way to the gate or entrance door. Today, a white, light-diffusing cylinder has taken over from candles – state-of-the-art LED technology brightens the lantern's surroundings, while continuing its long tradition.

The high protection class, paired with top of the range surface coating makes this luminaire series highly versatile and, of course, durable. We also offer the wall luminaires in a bronze colour and with two separate light sources.





## Garden and pathway luminaires Directed light


Garden and pathway luminaires round off the garden architecture. They provide orientation in walking zones and they accentuate flowerbeds and terraces. At night, they add the required structure to outdoor areas, and guide and direct people. They can be installed permanently or used portably, depending on the desired installation site.

Placed in rows, they illuminate paths evenly and discretely. The directed light provides glare-free illumination of the immediate surroundings of the luminaires. At night, plants and flowerbeds can be highlighted without the eye-catching presence of an unshielded luminaire.

Garden and pathway luminaires are available for two different forms of mounting. Using an anchorage unit made of hot-dip galvanised steel, the luminaires can be installed in unpaved surfaces such as flowerbeds. Using a screw-on base, the luminaires can be installed on a foundation laid by the customer or on other paved surfaces.




Create a sense of safety



Illuminate functionally



Set accents



Accentuate architecture





Do you have any technical questions about the product?  
Do you need an article number or light distribution curve?  
Please enter the relevant reference number PXXXX into the search field on our website.



Light on the garden table quickly and conveniently – without cables. The BEGA battery-powered table luminaires will keep you sitting outside on a warm summer evening for longer. With a battery capacity of twelve hours, summer nights can turn into days.

The luminaires dimmable in four increments are oases of light in the dark. And if they are ever forgotten in the garden: The interior of the robust housing, which is available in two shapes, is IP 54-protected, which means that rain will not do the luminaire any harm.







## BEGA AR+ Experience luminaires virtually


This is how new luminaires look in their intended place of use: Visualise BEGA luminaires in your home with ease using the free and easy-to-use augmented reality app.

→ [bega.com/ar](https://bega.com/ar)

Evenly illuminated ground surfaces without glare – and from a low height. These uniquely designed garden and pathway luminaires with shielded, directed light are highly appealing as individual luminaires or arranged in rows along pathways.

The clear design language and visual comfort of the luminaires make them unique objects for light planning and garden design.

Recommended light point intervals of four or six metres

 Page 275

 P0304

 AR








These garden and pathway luminaires with shielded directed light not only feature a striking form, but also an unmistakable combination of durable Accoya® wood and metal elements made of cast aluminium. They offer much more than just functional lighting: They are a symbol of durability and security, and an expression of a positive connection with nature. For the glare-free illumination of driveways or areas and pathways in the garden.

Recommended light point spacing  
six and a half metres

 Page 272–273

 P0370 · P0287







**begacom**

🔍 PXXXX

Do you have any technical questions about the product? Do you need an article number or light distribution curve? Please enter the relevant reference number PXXXX into the search field on our website.

These garden and pathway luminaires with shielded, directed light offer exceptional eye comfort and ensure safety on paths and surfaces around the home and garden. Their glare-free, warm white light illuminates ground surfaces and makes for perfect pathway lighting.

Recommended light point spacing five metres

📄🔍 Page 272

🌐🔍 P0338

📐 AR



Page 27

These garden and pathway luminaires with shielded, directed light feature an attractive design and excellent visual comfort. The light is directed at the ground surface.

Recommended light point spacing three and a half metres

📄🔍 Page 272

🌐🔍 P0366

📐 AR









These garden and pathway luminaires with shielded, directed light feature precise workmanship and a striking appearance that is perfect for modern landscape architecture. The areas are illuminated uniformly and free of glare.

Recommended light point spacing of six and a half metres

 Page 273

 P0321

 AR



Page 31

These garden and pathway luminaires with shielded, directed light provide glare-free and uniform illumination where you want it. The soft lighting from the rectangular profile also creates attractive vertical accents in landscape architecture.

Recommended light point spacing four and a half metres

 Page 273

 P0315

 AR







The light distribution of these garden and pathway luminaires with shielded, directed light is rotationally symmetrical with a very wide beam. These luminaires are ideal in particular for accentuating areas of the garden. Their warm white light is absolutely glare-free.

Recommended light point spacing five metres

 Page 274

 P0300



 AR

These garden and pathway luminaires with shielded, directed light are ideal for installation between medium-height plants. The garden is evenly and invitingly illuminated with soft, warm white islands of light.

Recommended light point spacing four and a half metres

 Page 274

 P0322



 AR





**beqa.com**

🔍 PXXXX

Do you have any technical questions about the product? Do you need an article number or light distribution curve? Please enter the relevant reference number PXXXX into the search field on our website.

The garden and pathway luminaires with directed light produce impressive light graphics on the ground surface.

The warm white light is inviting, structures and accentuates the garden and at the same time highlights the unique design of the luminaire.

Recommended light point spacing four metres

📄🔍 Page 275

🌐🔍 P0316

🔄 AR




Garden and pathway luminaires for private gardens, house entrances and various locations along paths and on patios. A luminaire that, in addition to its lighting function, can divide and structure outdoor spaces and areas, especially when arranged in groups. Depending on the ambient brightness, it creates an impressive light graphic on the illuminated surface.

Recommended light point spacing four metres

📄🔍 Page 275

🌐🔍 P0285

🔄 AR







## Garden and pathway luminaires Unshielded light

Garden and pathway luminaires with unshielded light complement garden architecture.

They provide orientation in walking zones and they accentuate flowerbeds and terraces. At night, they add the required structure to outdoor areas, and guide and direct people.

The unshielded light of these luminaires makes it possible to identify people particularly easily.

Unshielded luminaires also enhance the feeling of safety because their immediate surroundings are very well illuminated. Even at greater distances, these luminaires are highly visible and lend the area in which they are installed structured depth.

The terrain and pathways can be quickly identified if unshielded luminaires are installed in a targeted manner. In the case of spheres and cylinders, the unshielded luminaire body can serve as an attractive design element during the day and at night.



Illuminate functionally



Set accents



Create a sense of safety



Shape landscapes





Do you have any technical questions about the product? Do you need an article number or light distribution curve? Please enter the relevant reference number PXXXX into the search field on our website.

This garden and pathway luminaire with light emission on one side captivates with a large light aperture made of safety glass which is set flush with the rectangular luminaire body. It provides soft and uniform light with high visual comfort. Due to their light emission on one side, these luminaires are ideal for placement in front of walls or property boundaries.

Recommended light point spacing four or five metres

📖 🔍 Page 277

🌐 🔍 P0282



Page 45

These garden and pathway luminaires with unshielded light are designed for a variety of lighting requirements. A precise frame made of cast aluminium surrounds the thick-walled luminaire glass, lends stability and at the same time turns the luminaire into a modern design object. The soft light enables near shadow-free illumination of the luminaire surroundings.

Recommended light point spacing four or five metres

📖 🔍 Page 277

🌐 🔍 P0335







## BEGA Smart Intuitive configuration via app

The luminaires of this series are also available with a built-in passive infrared motion and light sensor. They, and other luminaires in the same system, can be easily configured and controlled via the BEGA Smart app.


→ [bega.com/smart](https://bega.com/smart)

The three-ply, hand-blown opal glass in these unshielded garden and pathway luminaires creates pleasantly soft and convenient illumination of the surroundings. The luminaires are available unshielded, or in two versions with a full or half safety guard. They are available in two sizes, making them a great choice for various architectural dimensions. The luminaires in this series are also available with a built-in passive infrared motion and light sensor, which responds to thermal radiation and movement in the dark by switching the luminaire on.

Recommended light point spacing  
Unshielded luminaires – seven to nine metres

Luminaires with safety guard – four to six metres

 Page 278–279

 P0346 · P0361








These garden and pathway luminaires with unshielded light create a pleasant light effect without glare along paths, on terraces and in flowerbeds; their cylindrical, minimalist form creates linear accents. The glass body made of high-quality three-ply opal glass creates a torchlight effect in the dark and acts as an attractive design element by day.

Recommended light point spacing six metres

 Page 276

 P0349

 AR



The spherical glass body of these garden and pathway luminaires with unshielded light also produces striking graphic accents along paths, on terraces and in flowerbeds. Clear and precise by day, a pleasant light effect with soft, warm white light by night.

Recommended light point spacing six metres

 Page 276

 P0363

 AR







## Permanent floodlights and in-ground luminaires

These two luminaire groups can be employed in many areas of architecture and in the garden. There are two fundamentally different areas of application:

The in-ground luminaires in this brochure are installed in the ground in a "floating" style.

This luminaire type accentuates plants and architecture in equal measure. The in-ground floodlights are resistant to foot traffic and can be positioned anywhere in the garden, since their placement at ground level does not constitute an obstacle. These luminaires look best when arranged in straight lines. At the same time, they define spatial structure.

Floodlights with mounting box can be installed in any position on the existing structure. This is perfect for highlighting structural details and plants. The direction of the light emission is variably adjustable, allowing for local conditions and enabling you to change their direction whenever you like. For safety reasons, floodlights with mounting boxes are often installed near the upper edges of buildings to illuminate large areas along the building.



Define spaces



Direct attention



Secure buildings



Design with light







**beqa.com**

🔍 PXXXX

Do you have any technical questions about the product? Do you need an article number or light distribution curve? Please enter the relevant reference number PXXXX into the search field on our website.



These walkover in-ground luminaires with symmetrical or asymmetrical light distribution are a perfect choice for highlighting small to medium-sized trees, shrubs and other garden objects with warm white light. The garden and plants can be structured or accentuated with either symmetrical or asymmetrical light directed upwards.

📄🔍 Page 280

🌐🔍 P0341



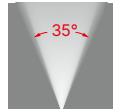
The rectangular design of these walkover in-ground luminaires with symmetrical or asymmetrical light distribution emits structured, wide-area illumination. This makes them perfect for highlight façades, wall surfaces and other garden objects with warm white light.

📄🔍 Page 280

🌐🔍 P0348





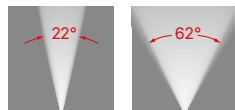


Two small LED floodlights on a single cross beam for a wide range of spotlighting applications and beautiful lighting effects on the house and in the garden. These floodlights feature an adjustable beam direction for situations where illumination from one installation location in different directions is desired. The permanent cross beam with two floodlights is suitable for ceiling or wall mounting.

 Page 281

 P0286

---



These illuminating classics have received many international rewards for their great design and have become iconic within the lighting industry. We have changed their design and adapted their technology to today's requirements very carefully. These new and efficient LED floodlights are available as versions with either symmetrical-wide beam or symmetrical-very wide beam light distribution. This single floodlight model can therefore fulfil a variety of lighting applications. Islands of light are just as achievable as accent lighting for building or garden details. You will find suitable luminaires for portable garden illumination on Page 115.



 Page 282

 P0325

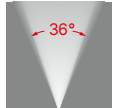




Permanent LED compact floodlight with mounting box and symmetrical wide beam light distribution for accent lighting on objects, plants and architectural features. The tool-free adjustment options offer flexibility in highlighting the illuminated areas. Using the mounting box, the floodlight can be installed on walls, ceilings or a foundation. You will find suitable luminaires for portable garden illumination on Page 117.

 Page 283

 P0352



This LED floodlight with mounting box for permanent installation is suitable for the illumination of objects, plants and architectural features in private gardens. It comes with a conventional E 27 screw base and uses one LED lamp (included). BEGA LED lamps ensure high luminous efficiency over a long service life. You will find suitable luminaires for portable garden illumination on Page 115.

 Page 282

 P0424



These LED surface floodlights with mounting box evenly illuminate large areas. They are a perfect choice for attractive highlights on screen walls, natural stone walls and evergreen hedges. The high luminous efficiency of the luminaires ensures an excellent illumination result with low energy consumption. You will find suitable luminaires for portable illumination options for your property on Page 119.

 Page 283

 P0345



## BEGA UniLink® – The most adaptable form of garden illumination



BEGA UniLink® is the new way to illuminate your garden. All you need to create effective and stylish scenarios in your garden at a professional level is a free outdoor socket and BEGA UniLink®. No groundwork, no elaborate electrical installation. Yet watertight and secure. Just plug in, position the luminaires and you're good to go. Achieve a permanently installed, weatherproof professional system without the need for costly and time-intensive underground cabling. In the quality and design you expect from BEGA, of course.



### Simple, flexible, versatile

Your garden grows and changes – BEGA UniLink® stays flexible. Your garden needs situational illumination, for example at an event – BEGA UniLink® stays flexible. With an impressive level of performance otherwise only seen in permanently installed systems. Not to mention permanently safe and durable in any weather thanks to the waterproof and dust-tight IP 67 standard.

### For everyone who likes to take matters into their own hands

Thanks to the sophisticated distribution box system, you can connect up to five BEGA UniLink® luminaires with a single power connection and position each individual luminaire freely in the garden within a range of up to 50 metres. More luminaires can also be connected by using additional distribution boxes. This allows you to react to any situation at a flick of the wrist and reposition the luminaires however you like.



### Ready immediately

All you need is a free outdoor socket



### Do it yourself

Easy installation – without electrical expertise



### Low impact on the garden

Costly earth and foundation works are no longer necessary



### Full flexibility

Each luminaire can be repositioned at any time



### Powerful light output

UniLink® luminaires offer just as much light power as permanently installed luminaires of the same output class



### Ready for further expansion

The diverse range will help expand your illumination wherever you need it



### Outdoor safety

The IP 67 plug connectors are safe and weatherproof



### BEGA quality and design

Processing, durability and style as you would expect from BEGA



### Cost saving

Expensive earthworks become superfluous, as do costly electrical installations



### Energy efficiency and guarantee

High-end LED modules, manufactured in-house, ensure optimal energy efficiency and service life with a 20-year availability guarantee



### DIY professional illumination

Plug in and get started – it's never been simpler and faster to introduce professional illumination into your garden.



### Your garden grows, UniLink grows along with it

With BEGA UniLink®, you can adapt the illumination flexibly to every new situation and every change in your garden. Only nature itself is this adaptable.



### The advantage of safety

Safe illumination technology even in wet conditions. Thanks to the IP 67 standard, BEGA UniLink® is weatherproof and durable all year round.

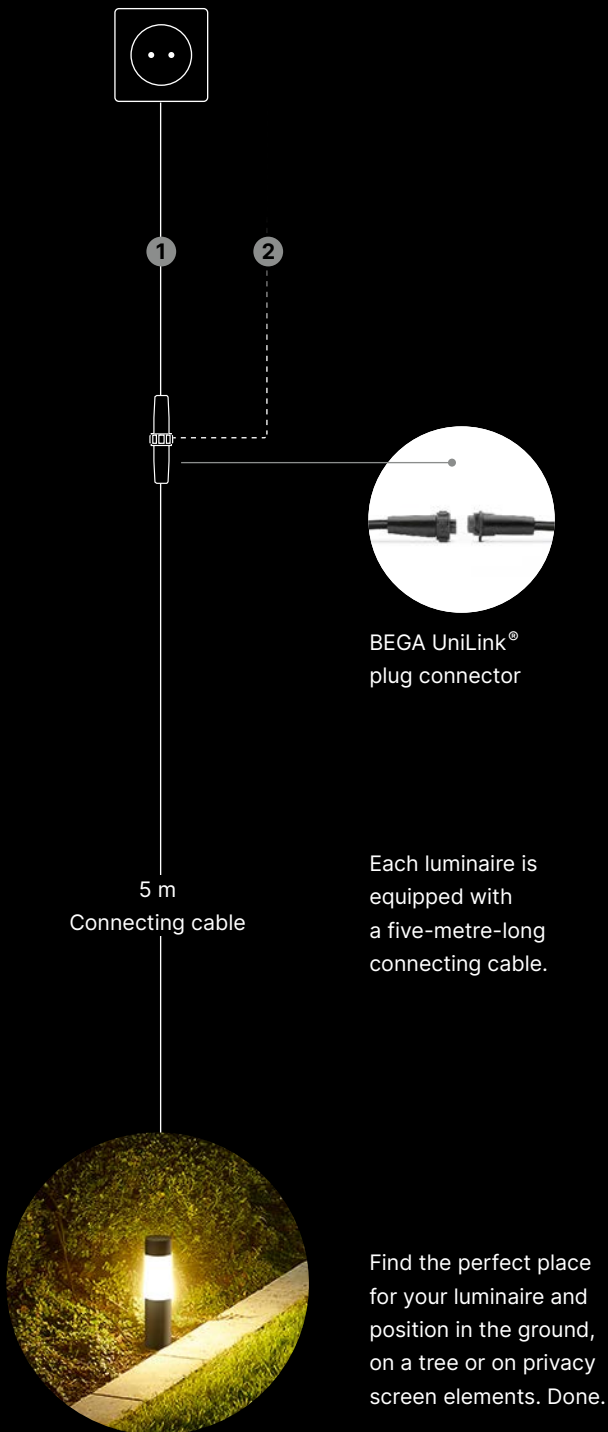
### Typically BEGA

BEGA UniLink® mean: simple, flexible, efficient, safe. And as usual, the highest standards of quality and design.

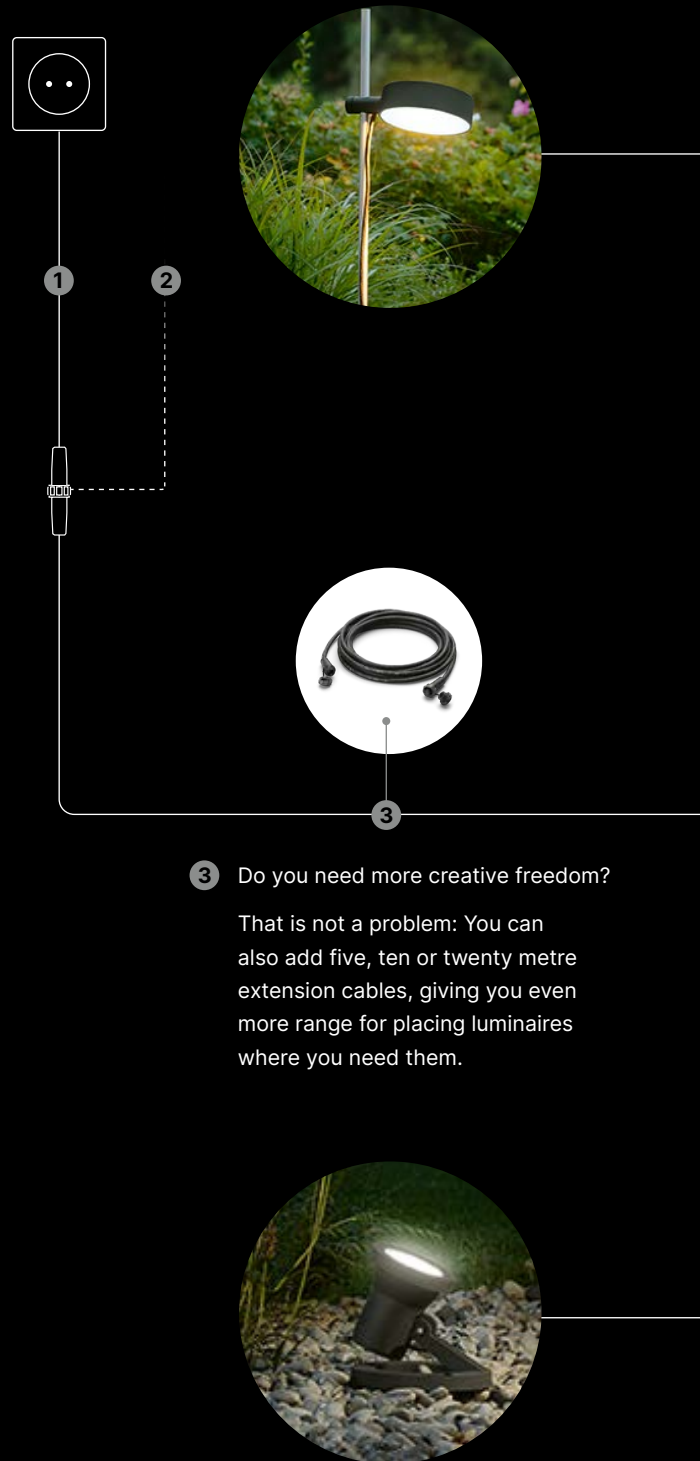
# BEGA UniLink® Garden illumination made easy

An outdoor power supply is the starting point for your new garden illumination. Here you connect one or more BEGA UniLink® luminaires to the power supply of your home via a simple **mains plug**.

## Planning example: BEGA UniLink® single luminaire



## Planning example: Several BEGA UniLink® luminaires



# BEGA UniLink® System components




1 0.5 m mains plug



2 Connecting cable with free cable ends



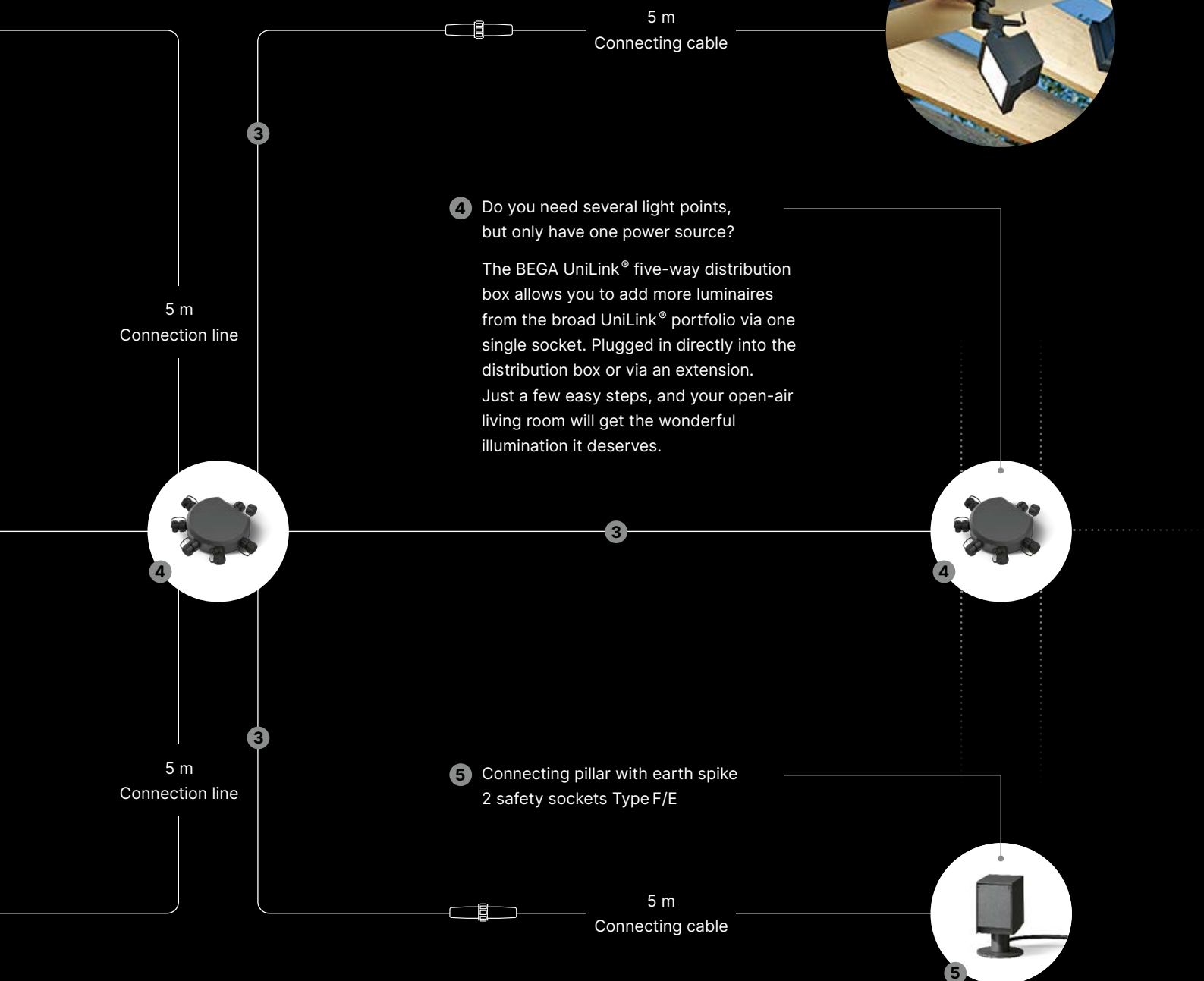
3 5 m · 10 m · 20 m Extension cable



4 Five-way distribution box



5 Connecting pillar





## BEGA UniLink® system components – a system that has it all

BEGA UniLink® stands for full flexibility. BEGA UniLink is a modular garden illumination system that lets you adapt to seasonal or other changes in your garden whenever you like.

Each BEGA UniLink® luminaire comes with a five-metre connecting cable with water-tight plug connector. Using the mains plug specific to your region, you can connect the individual luminaires to an outdoor socket in the blink of an eye.

A distance of five metres to the socket is not enough? The BEGA UniLink® extension cables in lengths of five, ten or twenty metres can be combined, and all luminaires can be positioned freely in the garden up to a distance of 50 metres. Would you like to get more from a single socket? The BEGA UniLink five-way distribution box easily connects up to five additional luminaires from the broad BEGA UniLink® range. If that is still not enough, there is another solution: Just connect additional five-way distribution boxes.

However, just like everything else, there are limits. The maximum distance of a BEGA UniLink® luminaire from the power source cannot exceed 50 metres. If your system has multiple luminaires, this of course applies for each luminaire.

### BEGA UniLink® mains plug

0.5m · Colour graphite

 Page 285  P0332



### BEGA UniLink® connecting cables with free cable end

with BEGA UniLink® plug connector and one free cable end to connect to e.g. a conventional connection box.

Installation must only be carried out by a qualified electrician.  
Colour graphite

 Page 285  P0342



### BEGA UniLink® extension cables

with socket and plug.

Protection class IP 67 · Colour graphite

 Page 285  P0317



### BEGA UniLink® five-way distribution box

with five connection sockets for the connection of additional BEGA UniLink® luminaires, extension cables or additional five-way distribution boxes.

Protection class IP 67 · Synthetic material · Colour graphite

 Page 285  P0340



### BEGA UniLink® non-permanent connection pillar

with earth spike and 2 type F/E safety sockets (Europe) for the integration of garden luminaires into the BEGA UniLink® system with safety plugs.

5m connecting cable with BEGA UniLink® plug connector · max. power load 6A/1200W · integrated, replaceable microfuse 6.3A inert · protection class IP 44 · cast aluminium, aluminium, stainless steel · glass-fibre reinforced synthetic material · Colour graphite

 Page 285  P0320



## BEGA UniLink®

Each luminaire comes with a five-metre connecting cable and a waterproof BEGA UniLink® plug connector.

Where a luminaire is to be operated as a single luminaire, only one BEGA UniLink® mains plug will be connected to this plug connector.

Additional extension cables or five-way distribution boxes can be added for more luminaires. That way, it is quick and easy to position a few luminaires further away in the garden, while still only needing a single power supply.

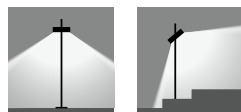
→ [bega.com/unilink](https://www.bega.com/unilink)



**bega.com**

🔍 PXXXX

Do you have any technical questions about the product? Do you need an article number or light distribution curve? Please enter the relevant reference number PXXXX into the search field on our website.



Within the highly adaptable BEGA UniLink system, this luminaire displays particularly high versatility and flexibility: the height of the luminaire head is infinitely adjustable and it can be inclined to an angle of 30° in two directions. This allows the directed light with wide beam light distribution to illuminate any surface depending on requirements.

The earth spike makes it easy to reposition the non-permanent garden luminaire at any time, for example on lawns, in flowerbeds or on potted plants.

The versatility of this luminaire makes it perfectly suited for use in various lighting applications in the garden or the patio area.



## BEGA UniLink®

Each luminaire comes with a five-metre connecting cable and a waterproof BEGA UniLink® plug connector.

Where a luminaire is to be operated as a single luminaire, only one BEGA UniLink® mains plug will be connected to this plug connector.

Additional extension cables or five-way distribution boxes can be added for more luminaires. That way, it is quick and easy to position a few luminaires further away in the garden, while still only needing a single power supply.

→ [bega.com/unilink](https://bega.com/unilink)





## BEGA UniLink®



Available in two different heights, this garden luminaire is shielded to the top for the atmospheric illumination of flower beds and plant arrangements in the garden.

The light emission of the luminaire is completely concealed by the mushroom-shaped luminaire head. Only the soft, glare-free light illuminating the surrounding plants can be seen, highlighting and drawing attention to selected areas of the garden. Even if the plants change with the seasons, with the portable BEGA UniLink® luminaires you remain flexible at all times and can quickly create new, beautiful lighting situations.

 Page 287

 P0329



This upward shielded luminaire is the perfect addition to your garden illumination. It emits its light both downward and horizontally. Plants and flower beds in the immediate vicinity of the luminaire, which is available in two heights, are illuminated directly from above.

This creates islands of light that accentuate specific areas of the garden for an atmospheric ambience. The floral design of the luminaire blends in perfectly with the plants, making it an attractive design element in the garden.

 Page 287

 P0347



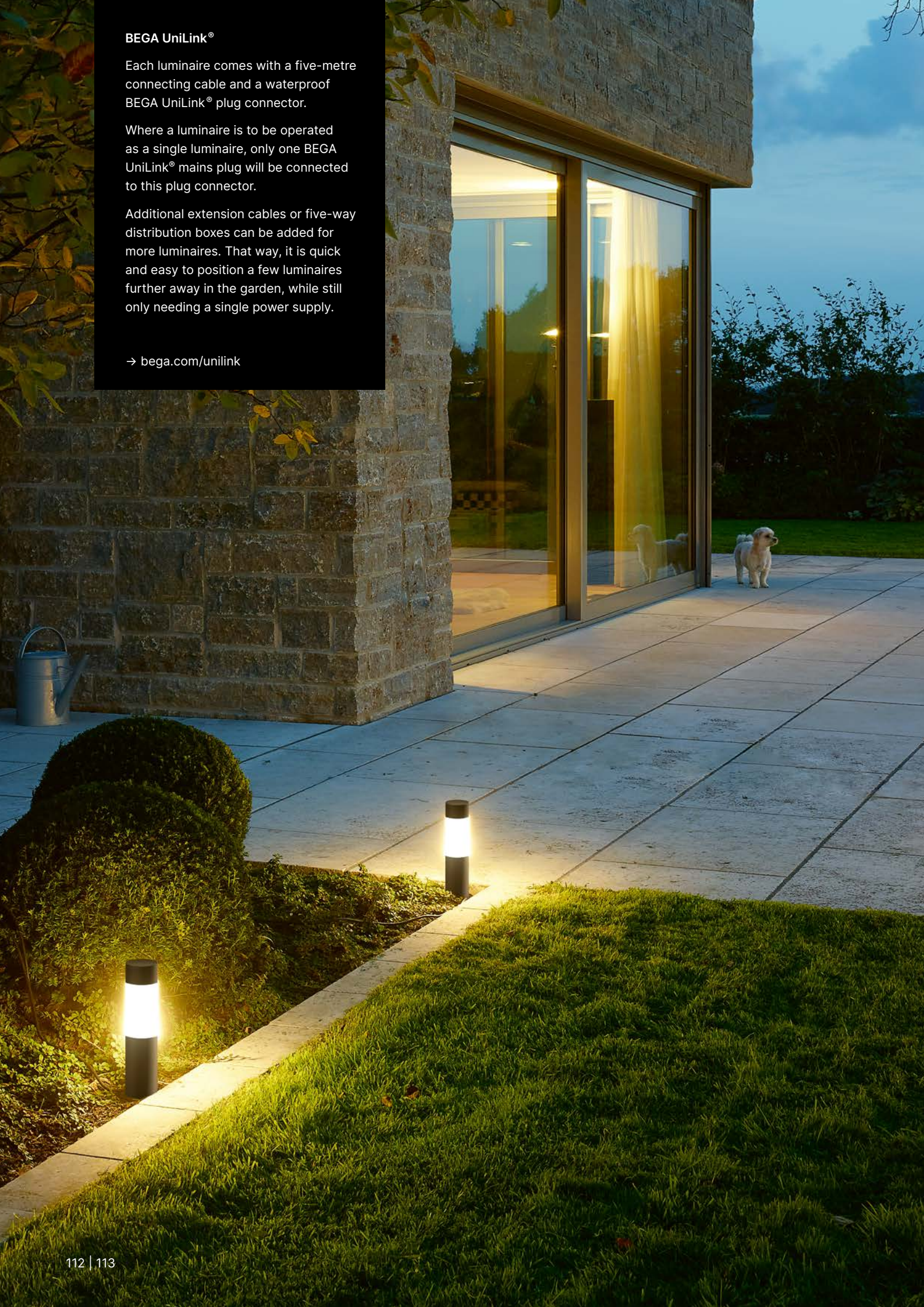
## BEGA UniLink®

Each luminaire comes with a five-metre connecting cable and a waterproof BEGA UniLink® plug connector.

Where a luminaire is to be operated as a single luminaire, only one BEGA UniLink® mains plug will be connected to this plug connector.

Additional extension cables or five-way distribution boxes can be added for more luminaires. That way, it is quick and easy to position a few luminaires further away in the garden, while still only needing a single power supply.

→ [bega.com/unilink](https://www.bega.com/unilink)





These three portable earth spike luminaires create a pleasantly warm white light effect with their unshielded light on paths, on terraces and in flowerbeds. Their high-quality three-ply opal glass bodies are attractive design elements for many areas around the outside of the house. With the earth spike, the position of the luminaires can be changed very easily depending on the situation and season.

 Page 286

 P0339 · P0302 · P0298



The classic spherical form makes them an independent design element for a successful staging of the garden. As a group of luminaires in particular, where various luminaire sizes are combined, it will make for an attractive eye-catcher in private gardens or larger park facilities. The unshielded spherical luminaire is available in four sizes.

Each of the durable luminaires is equipped with a conventional E 27 screw base and a stainless steel base plate (a matching 3000K LED lamp is included with the delivery).

Its intrinsic weight alone makes it wind and weather resistant, and yet these luminaires can be easily and conveniently distributed throughout the garden. Their unshielded light ensures flexible and non-permanent lighting arrangements at any time.

 Page 286

 P0359



## **BEGA UniLink®**

Each luminaire comes with a five-metre connecting cable and a waterproof BEGA UniLink® plug connector.

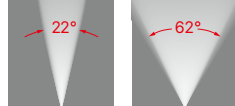
Where a luminaire is to be operated as a single luminaire, only one BEGA UniLink® mains plug will be connected to this plug connector.

Additional extension cables or five-way distribution boxes can be added for more luminaires. That way, it is quick and easy to position a few luminaires further away in the garden, while still only needing a single power supply.

→ [bega.com/unilink](https://www.bega.com/unilink)



Do you have any technical questions about the product? Do you need an article number or light distribution curve? Please enter the relevant reference number PXXXX into the search field on our website.



An absolute BEGA classic: Floodlights of this type have been a BEGA flagship for decades, winning numerous international design awards and becoming models for the industry.

With a lot of instinct and expertise, their technology was adapted to the latest state of the art. These all-rounders among luminaires are available either with wide beam or very wide beam light characteristics, and each luminaire is equipped with an earth spike for free positioning in the garden.

📖🔍 Page 289

🌐🔍 P0291



This economical and durable floodlight with very wide beam light distribution comes factory-equipped with a screw base to accept LED lamps with E 27 base (a matching LED lamp in 3000K is included with the delivery). With its earth spike, it can be used flexibly for repositioning in the garden.

📖🔍 Page 289

🌐🔍 P0284




## BEGA UniLink®

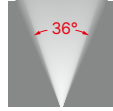
Each luminaire comes with a five-metre connecting cable and a waterproof BEGA UniLink® plug connector.

Where a luminaire is to be operated as a single luminaire, only one BEGA UniLink® mains plug will be connected to this plug connector.

Additional extension cables or five-way distribution boxes can be added for more luminaires. That way, it is quick and easy to position a few luminaires further away in the garden, while still only needing a single power supply.

→ [bega.com/unilink](https://bega.com/unilink)



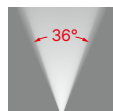


This compact floodlight with symmetrical wide beam light distribution is a versatile lighting tool for various illumination scenarios in gardens, for example for lighting smaller trees or shrubs.

If the garden is rearranged, the floodlight can be repositioned easily in flowerbeds or on lawns and gravel areas using the subtle earth spike.

 Page 289

 P0328



Many illumination scenarios can be implemented in private settings with the symmetrical wide beam light distribution of this compact floodlight. In contrast to the floodlight version with earth spike, this version is equipped with a ring base. If the garden is rearranged, the floodlight can be repositioned easily on any firm substrate, for example on the patio or in the soil above large roots.

The cable winder in the ring base is especially convenient for any cable length that is not required.

 Page 289

 P0350



## BEGA UniLink®

Each luminaire comes with a five-metre connecting cable and a waterproof BEGA UniLink® plug connector.

Where a luminaire is to be operated as a single luminaire, only one BEGA UniLink® mains plug will be connected to this plug connector.

Additional extension cables or five-way distribution boxes can be added for more luminaires. That way, it is quick and easy to position a few luminaires further away in the garden, while still only needing a single power supply.

→ [bega.com/unilink](https://bega.com/unilink)



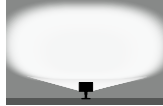


**beqa.com**

🔍 PXXXX

Do you have any technical questions about the product? Do you need an article number or light distribution curve? Please enter the relevant reference number PXXXX into the search field on our website.

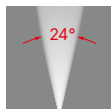
BEGA UniLink®



This compact garden floodlight with symmetrical very wide beam light distribution casts a warm white large-area light on plants or architectural details in your home garden. With its earth spike, it can be freely positioned in flowerbeds or on lawns and gravel areas.

📖🔍 Page 288

🌐🔍 P0314



A strong lighting trio: This ready-to-connect unit comprises three compact floodlights and enables versatile lighting effects around the house or in private gardens. Each of the three floodlights is connected to a shared distribution box via a three-metre-long cable. Thanks to an earth spike the three floodlights can be freely positioned in the garden. For effortless, flexible and effective illumination.

📖🔍 Page 288

🌐🔍 P0331




## BEGA UniLink®

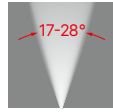
Each luminaire comes with a five-metre connecting cable and a waterproof BEGA UniLink® plug connector.

Where a luminaire is to be operated as a single luminaire, only one BEGA UniLink® mains plug will be connected to this plug connector.

Additional extension cables or five-way distribution boxes can be added for more luminaires. That way, it is quick and easy to position a few luminaires further away in the garden, while still only needing a single power supply.

→ [bega.com/unilink](https://www.bega.com/unilink)





With this on-ground floodlight that can be freely positioned, it is particularly easy to respond to changing seasons or new growth and usage situations.

It can be positioned easily on all lawns or on paths and terraces and can be moved at any time.

The symmetrical light distribution and a warm white light make it possible to implement a variety of illumination scenarios. The cable winder in the base of the luminaire housing is especially convenient for any connecting cable length that is not required.

 Page 288

 P0288



As a valuable addition to the version with symmetrical light distribution, this on-ground floodlight can be used when the areas requiring illumination are not directly above the luminaire. Asymmetrical light distribution is particularly suited for the illumination of walls, screening elements and architectural details that require a special highlight.


As a result, an impressive lighting atmosphere can be created easily in a variety of situations.

 Page 288

 P0357







## Connecting pillars

Connecting pillars with 230-V safety sockets provide mains electricity in the garden. These pillars are available in various versions.


Depending on requirements, they can be equipped with Zigbee technology for BEGA Smart app control or use with the BEGA remote controls.

Various versions are available with different features and one or more safety sockets.

In addition to your garden illumination, you can plug in all kinds of electrical devices, from lawn mowers to electric barbecues, directly into the BEGA connecting pillars. Forget about long and unsightly extension cables and unnecessary walks back and forth.



Energy in the garden



Easy placement



Flexible use



Do you have any technical questions about the product? Do you need an article number or light distribution curve? Please enter the relevant reference number PXXXX into the search field on our website.



Turn any garden into a smart garden with BEGA Smart Socket connecting pillars with two or three safety sockets. At close range, BEGA Smart Socket connecting pillars can be controlled using your smartphone and the free BEGA Smart app. Create luminaire groups intuitively and quickly in the app for individual lighting scenarios or set up automatic switching for the system. For operation from greater distances, we recommend our ONE or PRO remote controls. The permanently installed connecting pillars are optionally available with either an anchorage unit or a screw-on base made of hot-dip galvanised steel for mounting on a foundation.



📖 🔍 Page 291

🌐 🔍 P0305

These connecting pillars for electrical power supply in the garden come in a variety of versions. Choose a permanently installed connecting pillar with two or three safety sockets, or a portable option with two sockets on opposite sides. The permanently installed connecting pillars are optionally available with either an anchorage unit or a screw-on base made of hot-dip galvanised steel for mounting on a foundation. For more flexibility in the garden, the portable connecting pillar comes with an earth spike.



📖 🔍 Page 290

🌐 🔍 P0290 · P0353



## BEGA indoor luminaires

Our indoor luminaires are building details that are closely linked to the interior architecture. They are designed to be professional lighting tools for effective indoor illumination. The following indoor luminaires from "Light for the house and the garden" are no exception. This selection offers many design options to create a continuation between

outdoor and indoor lighting in an effort to redefine the experience that is light.

Our understanding of quality is based on long-lasting lighting technology, premium finishes and unique designs. These characteristics are not just expressions of good taste and a sign of appreciation – they represent the care with which we use raw materials.





The BEGA indoor luminaire collection offers a range of long-life luminaires that fulfil the highest quality requirements. The STUDIO LINE series consists of distinctive and expressive luminaires that create a pleasant and sophisticated lighting atmosphere. Suitable for installation in suspended ceilings in cut-outs

with a diameter of 68 mm, or for in-wall installation in commercial cavity boxes, the efficient ACCENTA luminaire series is a great choice.

Our PRIMA series is the answer to our BEGA economy promise: reliable technology paired with guaranteed availability of spare parts and maximum cost efficiency.



## BEGA Smart · For a home where everything is easy

Discover BEGA Smart – our holistic, intelligent control system. We developed BEGA Smart specifically for everyday use. For a home where everything is easy.

The result is a sophisticated system that works in the background to make life easier – and which is delightfully

easy to install and use. A system that encompasses many devices, functions and uses. Simple, intuitive and clear configuration and control via the free BEGA Smart app.


**You can find further information at [bega.com/smart](https://bega.com/smart)**

BEGA Smart-compatible components for indoor and outdoor use:



BEGA Smart components:  
Pages 129–133 and 340–341

BEGA system pendant luminaires:  
Pages 216–233 and 330–337



The connecting pillar for smart gardens:  
Pages 125 and 291



The BEGA Smart app is the control hub for the BEGA Smart Home system. It controls each part of the system across short distances via Bluetooth and allows each system component to be programmed. Configuring how and when a luminaire or group of luminaires should behave is easy and intuitive. Attractive light from all your luminaires is now at your fingertips. Set a time – and the room is brightly lit. The app makes it possible to create countless lighting scenarios that can be controlled manually or automatically.



The BEGA Smart Remote Control PRO gives you full control over your smart lighting system. Simple, user-friendly operation – at distances of up to 30 metres. The BEGA Smart app allows you to program countless functions individually; they can then be controlled easily and intuitively via the E-Paper display with touch ring and two “Favourites” buttons. You can control individual luminaires or entire groups of luminaires, or access lighting scenarios and colours. And you can do all that while sitting on the sofa.







**bega.com**

Q PXXXX

Do you have any technical questions about the product? Do you need an article number or light distribution curve? Please enter the relevant reference number PXXXX into the search field on our website.

Our Smart Plug makes luminaires and other devices with a safety plug fit for the future – even older devices in your home. Intelligent control options combine comfort, safety and energy efficiency throughout your smart home. Before the coffee machine even gets going, your favourite music will be playing in the kitchen. Time-controlled light gives the appearance that someone is home, even while you are away. And lights that turn off and on automatically save energy costs: that's good for your wallet and for the environment.



 Page 340

 P0362



With BEGA Zigbee LED lamps, you can expand your smart lighting system to include conventional luminaires with an E 14 or E 27 screw base.

The Zigbee standard allows the easy integration of these LED lamps (optionally available as Tunable White or RGBW versions) into a smart home system.



 Page 342

 P0367





DALI represents the ideal solution for professional lighting control. Older buildings – and specifically historical ones – often lack the two additional cores needed for controlling in their electrical installations. A technical workaround is needed to take advantage of the many benefits of DALI luminaires. The Smart DALI Controller takes care of that issue.

It integrates each of the relevant luminaires and luminaire groups into the BEGA Smart world.



Page 341

P0364



The Smart Rotary Dimmer is a simple and versatile entry point into the smart home universe for beginners. Once installed by a qualified electrician, the luminaires from the BEGA Smart system can easily be operated via app or remote control.


Of course, you can do all that the “old fashioned way” – the dimmer is a great choice for all those who prefer to do things by hand.

In conjunction with the Smart DALI Controller, almost all DALI-compatible luminaires can be controlled wirelessly – without any need for a costly bus system installation. Plus it can be controlled by family members without a smartphone or remote control.



Page 340

P0308






## Recessed ceiling luminaires

Recessed ceiling luminaires are ideal lighting tools for a variety of interior design applications. They are suitable for general lighting as well as for accent lighting. As downlights, their light distribution ranges from symmetrical very wide beam – for excellent illumination of the area under the luminaires with large distances between the light points – to symmetrical narrow beam versions. The latter is a great choice for illuminating work surfaces in the kitchen or narrow ground surfaces like corridors, hallways and staircases.

Many of the luminaires are available in different materials to match the interior theme. Furthermore, the recessed luminaires in the STUDIO LINE series feature a fascinating combination of high-contrast metal finishes.



Illuminate paths



Highlight worktops



Accentuate interior design



Demarcate spaces



🔍 PXXXX

Do you have any technical questions about the product? Do you need an article number or light distribution curve? Please enter the relevant reference number PXXXX into the search field on our website.



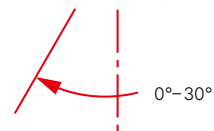
Recessed ceiling luminaires · Downlights in ready-to-connect sets of 3 or 6. These sets come complete with the connection cables between the individual luminaires and a phase-dimmable power supply unit.

Two luminaire sizes for 55 mm and 68 mm recessed openings are available with different light outputs and light characteristics.

They are efficient little problem solvers that are quick to install wherever uniform lighting from a suspended ceiling is desired.

📄🔍 Page 294–295

🌐🔍 P0183



These recessed ceiling luminaires with adjustable inclination angle are a perfect match for the luminaires shown above and are ideally suited for installation in ceilings with an angle of up to 30°. They are also available in ready-to-connect sets of 3 or 6 and come complete with the connection cables between the individual luminaires and a phase-dimmable power supply unit. They require a recessed opening of 68 mm and are available in two distinct light characteristics.

📄🔍 Page 294–295

🌐🔍 P0276







#### ACCENTA PURE

Compact recessed ceiling luminaires with high-quality, long-life LED technology. The light from the luminaires with reflector is emitted into the room in a wide beam through the partially frosted crystal glass.

The hand-blown crystal glass adds brilliance and underlines the understated elegance of these luminaires. The luminaires require a recessed opening of 68 mm.

 Page 297

 P0236



#### ACCENTA

Small and compact recessed ceiling luminaires with high-quality, long-life LED technology.

The elegant ceiling trim rings are available in three different materials. Luminaires with a recessed opening of 68 mm.

 Page 296

 P0118





#### ACCENTA

Small and compact recessed ceiling luminaires with high-quality, long-life LED technology. They emit unshielded light into the room and onto the ceiling, creating pleasant light with soft shadows. The recessed openings for these luminaires is also 68 mm.

 Page 297

 P0270



#### ACCENTA VARIO

Compact recessed ceiling luminaires with partially frosted crystal glass and reflectors for producing wide beam light. The distinguishing feature of these luminaires is their adjustable light distribution. The elegant ceiling trim rings are available in three different materials. An recessed opening of 95 mm is required for the installation of these luminaires.

 Page 296

 P0212







**beqa.com**

🔍 PXXXX

Do you have any technical questions about the product? Do you need an article number or light distribution curve? Please enter the relevant reference number PXXXX into the search field on our website.



Page 157



Page 197

📄🔍 Page 195

🌐🔍 P0205

Unshielded recessed ceiling luminaires with various glass types. In geometrical or free, creative arrangements, they offer the best basis for many sophisticated lighting solutions.

Each type of glass creates its own lighting atmosphere. The luminaires with clear crystal glass and interior white diffuser create a completely unique, multi-dimensional lighting effect. The ice crystal, on the other hand, separates the LED light into small individual light points. The result is a play of light that is as brilliant as it is multifaceted.





These luminaires offer a wide range of light distribution options. The rotationally symmetrical light distribution is comparable to the light beam of a floodlight and is available with three different light characteristics. Luminaires with asymmetrical light distribution are used to illuminate wall surfaces. The luminaires are also available with symmetrical narrow beam light distribution for the illumination of narrow ground surfaces like corridors, hallways and staircases. Optionally available with on/off power supply unit (switchable) or DALI power supply unit (controllable/dimmable).





## STUDIO LINE

Recessed ceiling luminaires with wide beam light distribution for installation in suspended ceilings. The luminaires are available in a selection of coloured inner surfaces and in two outer colours. Part of the light of the luminaires is emitted directly downward. The remaining luminous energy is reflected by the coloured inner surface and creates a delicately coloured light with the metallic versions, or a brilliant, bright light with white interior surfaces.





 Page 299

 P0114

## STUDIO LINE

Recessed ceiling luminaires for installation in suspended ceilings. Luminaires in three different sizes and light outputs that create a uniformly soft and pleasant lighting atmosphere. The metallic colours reveal their true beauty when illuminated.

Choose from four colour variants to match the luminaires to your interior.



**BEGA AR+**  
Experience luminaires virtually

This is how new luminaires look in their intended place of use: Visualise BEGA luminaires in your home with ease using the free and easy-to-use augmented reality app.  
[bega.com/ar](http://bega.com/ar)



[bega.com](http://bega.com)

🔍 PXXXX

Do you have any technical questions about the product? Do you need an article number or light distribution curve? Please enter the relevant reference number PXXXX into the search field on our website.





## STUDIO LINE

These compact, partially recessed ceiling downlights are structurally identical. However, glare is suppressed by either a round or a rectangular metal housing. A reflector enhances the light of the luminaires and distributes shielded light into the room. These powerful luminaires are available with a range of metallic interior colours in various colours. Part of the light is directed straight downwards. The remainder of the light is reflected by the metallic interior. Depending on the inside colour, they create nuanced light colours that are typical of the STUDIO LINE series.




Page 161



Page 187

 Page 300

 P0124 · P0253




## Ceiling luminaires

Ceiling luminaires can be used in many locations within a building.

Arranged linearly in a corridor, they illuminate the room. Evenly distributed on the ceiling, they provide general lighting for larger rooms.

Luminaires with downward-directed light illuminate work areas – for example, in kitchens. The luminaires are available in different materials to ensure optimum adaptation to the ambience of the interior. Depending on the metallic interior finish, the luminaires produce nuanced light colours typical of the STUDIO LINE series.

The work involved in installing ceiling luminaires is significantly less than for recessed ceiling luminaires. Determining the number and location of the light points for plastered ceilings or suspended ceilings can still be carried out even after the shell construction phase.



Illuminate work spaces



Set accents



General illumination



Accentuate interior design





**bega.com**

🔍 PXXXX

Do you have any technical questions about the product? Do you need an article number or light distribution curve? Please enter the relevant reference number PXXXX into the search field on our website.



Page 209

Page 205

🔍 Page 301

🔍 P0418 · P0502

By day, they are sculptural design details on walls – and delicate lamps by night. Ring luminaires with a coloured inlay create memorable illumination on their installation surfaces. The rings, supported by a coloured cylinder, seem to float in mid-air. Their diffuse light creates this unique effect. It is reflected by the mounting surface and emitted into the room. Arranged in groups or rows, these ring luminaires add an exclusive flair to the room.





Page 143



Page 197

 Page 302

 P0237

This luminaire series with unusual luminaire glass covers create different types of lighting atmospheres, depending on the glass you choose.

The luminaires with clear crystal glass and interior white diffuser create a completely unique, multi-dimensional lighting effect. The ice crystal, on the other hand, separates the LED light into small individual light points. The result is a play of light that is as brilliant as it is multifaceted.

In geometric configurations and creative, free arrangements, they form the perfect basis for many sophisticated lighting solutions.



 Page 302

 P0137

These efficient ceiling luminaires with wide beam light distribution bring lots of light to the room. The thick, hand-made and partially frosted crystal glass looks particularly beautiful when illuminated.







Page 225

 Page 305

 P0104


### STUDIO LINE

The light from these downlights is intensified by a reflector and shielded when emitted into the room. Part of the light is directed straight downwards. The remaining luminous energy is reflected by the metallic interior, producing a light that is softly coloured by the metallic finish.

Figure page 158: Custom-made STUDIO LINE ceiling luminaires with velvet black trim ring



Page 225



Page 237

 Page 304

 P0105

### STUDIO LINE

Two spherical ceiling luminaires. The luminaires with asymmetrical light distribution can be rotated 360° around the vertical luminaire axis to illuminate wall surfaces. The light from the symmetrical luminaires is directed downwards with a reflector, then shielded as it is emitted into the room and onto the illuminated surface.

Both types of luminaire offer the choice of three metallic interior finishes, providing an additional coloured reflective element. This reflects the light with a soft colouration and creates a pleasant yet impressive lighting atmosphere.



[bega.com](https://www.bega.com)

🔍 PXXXX

Do you have any technical questions about the product? Do you need an article number or light distribution curve? Please enter the relevant reference number PXXXX into the search field on our website.



## STUDIO LINE

These compact ceiling luminaires are structurally identical. However, glare is suppressed by either a round or a rectangular metal housing. They emit their light distribution in a wide beam. Part of the light is emitted straight downward. The remainder of the light is reflected onto the metallic interior surface. Depending on the inside colour, they create nuanced light colours that are typical of the STUDIO LINE series.




Page 151



Page 187

 Page 303

 P0274 · P0113





Page 231

 Page 307

 P0140



#### STUDIO LINE

These ceiling luminaires in various sizes and a choice of light outputs are shielded on the sides with a circumferential metal shield. They emit their light in a wide beam and predominantly downwards. The ceiling remains unlit. The result is high-contrast illumination with beautiful effects based on the interiors of the metal shields in various colours.



#### STUDIO LINE

Unlike the luminaires shown at the top of the page, these ceiling luminaires also distribute their light into the room from both sides. The result is more uniform and softer light in the room. Both the high-contrast lighting of the luminaires above and this type of illumination have a unique charm depending on the room and the desired lighting atmosphere. Of course, these luminaires are also available in a choice of sizes and light outputs, as well as with various inner surface colours of the metal shields.

 Page 306

 P0222



## Ceiling and wall luminaires


Ceiling and wall luminaires are ideal for general lighting in rooms and corridors. Their unshielded light illuminates the room evenly without producing harsh shadows. The luminaires produce hardly any glare despite their high light output. This is due to the large surface area of the luminaire glass.

Arranged in a row or group, they provide an accent that also functions as general lighting. In this case it is advisable to be able to dim the luminaires in order to match the current mood.

Unshielded luminaires can also give a room structure. This requires rooms of a certain size, since these luminaires cover a large area. Unshielded luminaires are clearly visible from great distances.




Structure walls with light



Highlight surfaces



Illuminate functionally



Illuminate evenly







PRIMA

These ceiling and wall luminaires offer a particularly large selection of different light outputs. High-quality opal glass and efficient LED technology enable effective illumination of the room with soft shadows.

 Page 308

 P0234

---



The soft light of these ceiling and wall luminaires is made possible by the three-ply opal glass. The high light output brings lots of unshielded light into the room, offering excellent illumination and creating soft shadows.

 Page 309

 P0156

---



These ceiling and wall luminaires with unshielded light distribute soft light into the room. The pleasant light effect is produced by crystal glass that is white on the inside. Another distinctive feature is the elegant luminaire housing with no visible screws and a high protection class. That makes these indoor luminaires a perfect choice for rooms with this requirement, e.g. bathrooms.

 Page 309

 P0210



03



**bega.com**

🔍 PXXXX

Do you have any technical questions about the product? Do you need an article number or light distribution curve? Please enter the relevant reference number PXXXX into the search field on our website.

Square or round: These minimalist luminaires really shine in areas, where glass would be inadvisable to use due to safety reasons. As efficient lighting tools, they feature synthetic luminaire housings of a high protection class and impact-resistant translucent synthetic covers. That makes these ceiling and wall luminaires perfect architectural details for use in corridors, passageways and functional spaces.





## Recessed wall luminaires for orientation


These luminaire set lighting accents on walls. They help with orientation along corridors, near steps and staircases, and create light graphics on the wall when arranged in groups. Although their planning requires a little more effort, their light effect is all the more impressive. Their light clearly highlights points of danger, especially in low ambient brightness. In combination with the general lighting, these recessed wall luminaires set lighting accents and structure the room. The height at which they can be installed is by no means limited to floor level.

Recessed wall luminaires are structural details that will be a permanent fixture in the building for years to come. The luminaire bodies are recessed into the wall. Their installation requires careful planning as early as the construction phase. Defining the number and location of light points is just as important as ensuring that suitable installation housings are installed.

It is essential to use high-quality products with a guaranteed availability of replacement parts, since the subsequent modification or even replacement of products is very costly.




Guarantee safety



Provide orientation



Design walls



Highlight staircases





## ACCENTA

A series of small and compact recessed recessed wall luminaires with high-quality LED technology. The luminaires are quick and easy to install in standard switch or cavity wall boxes with a diameter of 68 mm. Thanks to their shielded light, the luminaires can be used for the illumination of ground surfaces, e.g. for highlighting stairs and hazard points.

 Page 311


 P0106



## ACCENTA

Recessed wall luminaires with unshielded light enable directing and guiding illumination. Like all recessed wall luminaires in this series, these luminaires are quick and easy to install in standard switch or cavity wall boxes with a diameter of 68 mm.

 Page 311

 P0280 · P0186







Do you have any technical questions about the product? Do you need an article number or light distribution curve? Please enter the relevant reference number PXXXX into the search field on our website.



## ACCENTA

The recessed wall luminaires with unshielded light offer a guiding and directing illumination.

The square version of the recessed wall luminaires can be used wherever vertical and horizontal lines are desired.

All recessed wall luminaires of this series can easily be installed in commercial switch or cavity wall boxes with a 68 mm diameter.





## Shielded wall luminaires

Wall luminaires provide structure and accentuate wall surfaces. They can be arranged individually, in rows or in groups and are available with both shielded and unshielded light. When it comes to wall luminaires with shielded light, the desired light effect plays a decisive role.

Luminaires with shielded light to the front are available with light emission on one side (mostly directed downward) or on two sides. They accentuate the installation surface and its structure, while also illuminating the surfaces below and/or above the luminaires.

Shielded wall luminaires are frequently used individually or in groups in passageways, corridors and staircases. Arranging the luminaires in groups and rows allows for a variety of options when decorating the wall with light, and the installation height can vary considerably. Luminaires with a shallow installation depth and downward-direct light are typically used near walkways or steps. Luminaires with light emission on two sides are generally installed at head height. This automatically draws the eye to the light graphic.



Define individual areas



Illuminate rooms uniformly



Provide structure with light graphics



Set accents





 Page 312

 P0128



These wall luminaires for shielded light in two directions are characterised by their extraordinarily high light output. A reflector inside the housing directs the light onto the wall free of glare and uses it as a reflection surface to indirectly illuminate the room. The luminaires come in a choice of finishes: velvet white, palladium or velvet black.



These wall luminaires with symmetrical or asymmetrical light distribution have the effect of a floodlight. A high-quality reflector directs the light towards the installation and ceiling surface, resulting in indirect illumination of the room. A lighting situation with particularly pleasant visual comfort. The luminaires come in a choice of finishes: velvet white or velvet black.

 Page 312

 P0172

Do you have any technical questions about the product?  
Do you need an article number or light distribution curve?  
Please enter the relevant reference number PXXXX into the search field on our website.





 Page 313

 P0247



Wall luminaires for shielded light in two directions that distribute their light upwards and downwards on the wall. Choose from two surface finishes: white and stainless steel. The eye-catching edges of the crystal glass bodies produce special light effects that highlight the installation surface.



With a different design to the above luminaires, these wall luminaires for shielded light in two directions are a square variant for soft, glare-free light. The luminaires come in a choice of finishes: white or palladium.

 Page 313

 P0107








 Page 315

 P0163



These compact wall luminaires for light in two directions feature brilliant crystal glass, which is white on the inside for glare-free and pleasant soft light directed upwards and downwards. A special play of light is produced on the transparent glass edges; it also highlights the installation surface.



This version of the wall luminaire for light in two directions has a smaller overhang and is also available in rectangular form. The light from these luminaires with brilliant crystal glass is evenly distributed upwards and downwards and also illuminates the installation surface.

 Page 314

 P0246



204



## STUDIO LINE

These geometrically defined wall luminaires distribute their light both upwards and downwards. The LED light sources are placed almost invisibly on the inside of the luminaire housing. The light is therefore directed onto the mounting surface without any glare whatsoever. Thanks to the open construction, the metallic colours on the inside of the luminaires are impressively accentuated and underline the clear beauty of the luminaires.

 Page 315

 P0241








Page 151

Page 161

 Page 317

 P0217




### STUDIO LINE

These wall luminaires for light in two directions produce impressive light graphics on the installation surface. The shielded luminaires with a pleasant light effect are available with metallic interior finishes in various colours. A gentle colour is produced depending on the finish selected.




### STUDIO LINE

These wall luminaires for light in two directions are also available with a rectangular cross section. Depending on the inside colour, they produce nuanced light colours that are typical of the STUDIO LINE series.



Page 151

Page 161

 Page 317

 P0134



Do you have any technical questions about the product? Do you need an article number or light distribution curve? Please enter the relevant reference number PXXXX into the search field on our website.



## STUDIO LINE

An wall luminaire reminiscent of the traditional luminaire shapes that creates an attractive contrast with its unconventional wall mounting. The luminaire shield hides next generation LED modules, which distribute their light upward and downward, as well as a DALI-controllable power supply unit.

Choose between a white or black outside colour and the two metallic inside colours to find the right combination to match your interior theme.

Luminaires that shine in private living spaces and turn heads in many public areas with sophisticated interior design.



Page 213



Page 239








#### STUDIO LINE

Luminaire, light object and mirror – a fascinating combination in a single object. Arranged in groups, they capture the surroundings when unlit. The resulting variety and randomness of the reflected images leave lasting memories for the viewer.

The shielded luminaire function with its harmonious lighting effect is available with a choice of coloured, metallic interior surfaces. A gentle colour is produced depending on the finish selected.

 Page 318

 P0191



#### STUDIO LINE

Luminaire and light object in one – the function far surpasses simple illumination. The wall luminaires feature an indirect lighting effect, as well as high material quality. Die shielded luminaires generate a pleasant lighting effect. They are available with metallic interior finishes in various colours.

A gently coloured light is produced depending on the finish selected.

 Page 318–319


 P0184 · P0159



## Unshielded wall luminaires

Wall luminaires provide structure and accentuate wall surfaces. They can be arranged individually, in rows or in groups. Unlike in shielded wall luminaires, the luminaire body of unshielded wall luminaires has an even more striking effect. Their direct environment is illuminated very well.

Different types of glass create their own lighting atmosphere. Luminaires with clear crystal glass will produce a brilliant play of light. Where the focus is on high visual comfort, on the other hand, luminaires made of opal glass or translucent white plastic will score points.



Creating ambiance



Illuminate rooms uniformly



Highlight surfaces



Structure walls with light




Do you have any technical questions about the product? Do you need an article number or light distribution curve? Please enter the relevant reference number PXXXX into the search field on our website.



## PRIMA

Unshielded wall luminaires with soft light that illuminates the room and highlights the installation surface. The luminaires of this group are characterised by soft shadows and an impressive luminous intensity. This luminaire series is also available as a shielded version. A variety of metal shields available with a white or stainless steel finish for these luminaires will suit any interior style.





Page 143



Page 157

 Page 320

 P0119



Both luminaires of this series feature hand-blown luminaire glass with a memorable play on light. They also feature a sophisticated union of glass and metal bodies.

The luminaires that feature white crystal on the inside create a multi-dimensional light effect. The ice crystal, on the other hand, separates the LED light into small individual light points. The result is light that is as brilliant as it is multifaceted.





Do you have any technical questions about the product? Do you need an article number or light distribution curve? Please enter the relevant reference number PXXXX into the search field on our website.



BEGA Lichtbaustein® – the Light Brick has been a BEGA trademark for more than 60 years. Circle, square or rectangle: that is how most people know this true evergreen among light features. Our glass reaches a temperature of over 1300 degrees Celsius during processing. Our glassmakers apply a translucent layer of opal glass between two layers of crystal glass. During that time, the glass has a viscosity like honey. We wanted to give this valuable glass mass a new, more glass-like form – and got our inspiration from pebbles on the beach. Their soft, flowing and almost random shapes are very similar to those of glass during the melting process. The luminaire glass moves freely on the fittings. That is how just two shapes in two sizes allow the creation of endless arrangements – reminiscent of the random, natural interplay of pebbles on the beach. And by far more beautiful with light.





These unshielded wall luminaires set the stage for any kind of interior style with atmospheric light. Their cylindrical shape gives them a clarity of design when unlit. The metal shields are available with three finishes: White, Chrome and velvet black.



🔍 PXXXX

Do you have any technical questions about the product? Do you need an article number or light distribution curve? Please enter the relevant reference number PXXXX into the search field on our website.



These unshielded wall luminaires feature an impressively soft light graphic. High-quality opal glass emits pleasant light into the room and creates soft shadows. An unobtrusive glass support holds the hand-blown glass.

📄🔍 Page 324


🌐🔍 P0264



These open unshielded wall luminaires with rectangular glass cross-section and fascinating light graphics distribute light throughout the room and onto the wall. Hand-blown luminaire glass made of three-ply opal glass provides soft light.

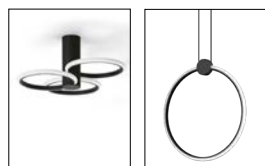
📄🔍 Page 324

🌐🔍 P0125





These ring luminaires are sculptural design objects on walls by day – and delicate lamps by night. They strikingly illuminate their mounting surfaces with their coloured inlays. Supported by a coloured cylinder, these seemingly weightless rings emit their diffused light – which is also reflected of the installation surface – into the room. Arranged in groups or rows, they add an air of exclusivity to their surroundings.




Page 155

Page 209

 Page 325

 P0702



In addition to the luminaire, a convex pane can also be mounted on the wall. The ring luminaire becomes a decorative wall object – transparency becomes presence.








## Pendant luminaires

Pendant luminaires are capable of enhancing a room and creating atmosphere. They have a similar light effect to ceiling luminaires, but have a much stronger presence in the room due to the way they are installed.

BEGA pendant luminaires have a relatively large accent lighting component. This draws attention both to the illuminated surface and to the luminaires themselves. The larger the visible glass component, the more the form of the luminaire creates a visual accent. This property can be used specifically for interior design and room structuring.

As a modular system, BEGA system pendant luminaires allow you to combine pendant luminaires with various installation components. You will find these on Pages 216 to 233.



Illuminate paths



Create atmosphere



Combine function and aesthetics

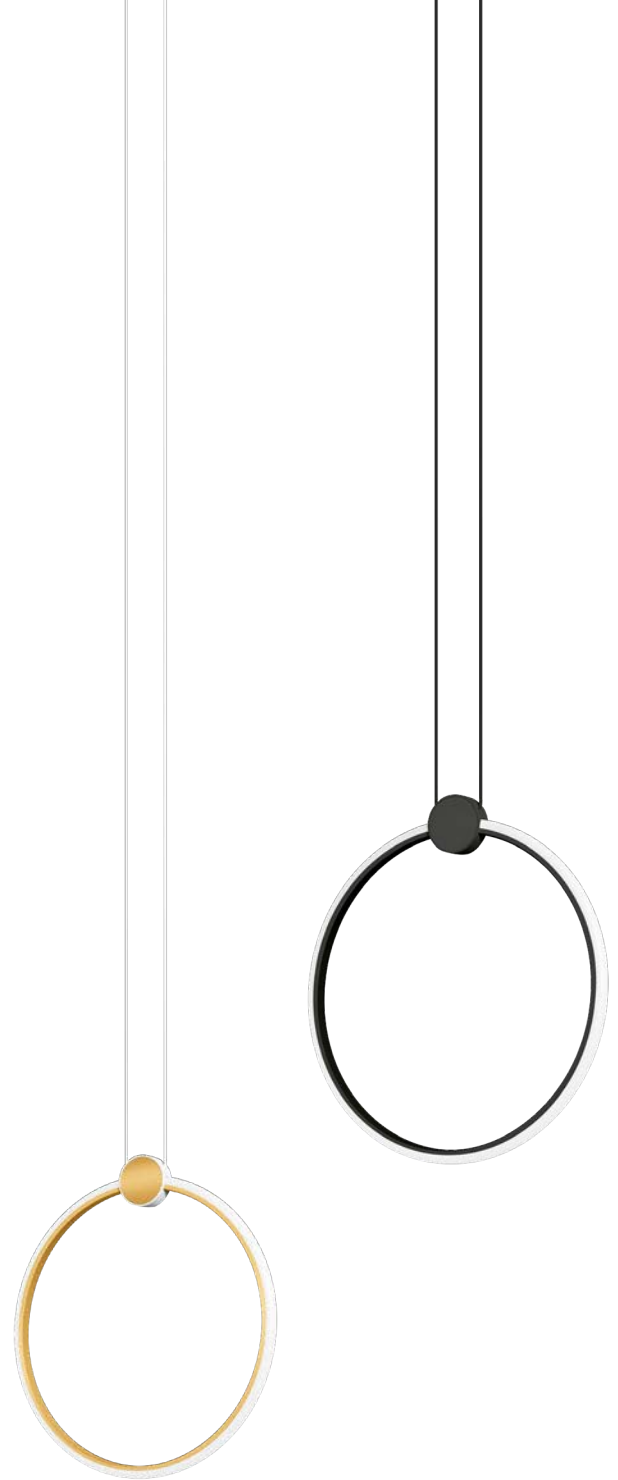


Complement interiors



🔍 PXXXX

Do you have any technical questions about the product? Do you need an article number or light distribution curve? Please enter the relevant reference number PXXXX into the search field on our website.



Page 155



Page 205

📄🔍 Page 327

🌐🔍 P0645

Brilliant rings of light, seemingly weightless in space. That is made possible with LED technology. It allows delicate lighting solutions in which the pendant luminaires bring out entirely new forms of illumination. Narrow rings of light with a coloured inlay are artfully designed pendant luminaires by day. By night, they are transformed into graceful room illumination.

An arrangement in groups will create a particularly extravagant ambiance for the room.





The light of these efficient pendant luminaire downlights with wide beam light distribution is intensified by a reflector. This enables a high degree of illuminance directed downwards. These luminaires feature thick-walled, hand-crafted, partially frosted crystal glass with impressive and multi-faceted light graphics. The luminaires are available with either a velvet white or a stainless steel finish.

 Page 326

 P0190



Pendant luminaire downlights with thick-walled crystal glass and cast luminaire housings. The reflectors made of pure aluminium enable efficient, downward-directed lighting. The partial matt finish on the inside of the valuable crystal glass results in optimum glare suppression with high visual comfort in spite of the high degree of illuminance. The smallest luminaires of this series provide pleasantly subdued light.

 Page 326

 P0195







## BEGA AR+ Experiencing luminaires virtually

That is how new luminaires will appear in the envisaged location: Visualise BEGA luminaires with ease in your home using the free and easy to use Augmented Reality app. [bega.com/ar](https://bega.com/ar)

### STUDIO LINE

The light of these pendant luminaires with an additional light emission upward results in an excellent illumination of the space. These efficient luminaires emit a great deal of light downwards onto the illuminated surface. Their light emission from the top also ensures that light is directed at the ceiling surface for indirect illumination. A choice of inside colours offer plenty of lighting nuances.



Page 189



Page 239









Two new pendant luminaires in unusual lengths that emit their light upward and downward. Both luminaires are available in three lengths and colours as well as with various light outputs. In terms of shape, they only differ in their profile. The pendant luminaire is available in two versions: with straight lines and a rectangular cross section, or with concave lateral surfaces. In both versions, the light is distributed softly and uniformly by a silicone diffuser embedded in the luminaire profile. These luminaires are particularly well suited for illuminating long, narrow eating areas or counter surfaces.



works with  
**BEGA Smart**

## BEGA system pendant luminaires

As a modular system, BEGA system pendant luminaires allow you to combine pendant luminaires with various installation components. The electrical connection and suspension of a pendant luminaire on the ceiling are usually achieved by means of a canopy. Apart from providing safety-relevant protection against contact voltage, this also conceals the suspension and cable connection. However, structural conditions often require pendant luminaires to be installed on different ceiling constructions. For example, the electrical connection of the luminaire and the suspension are supposed to be integrated into a suspended ceiling. Mounting and installation on sloping ceilings can also be a requirement, as can installation of the pendant luminaires in a track system.

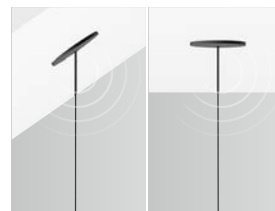
**Learn more from Page 330 onwards.**



**A · AS Smart**  
Surface-mounted canopy for straight ceilings



**B · BS Smart**  
Surface-mounted canopy for sloping and straight ceilings



**C · CS Smart**  
Recessed canopy for sloping and straight suspended ceilings



**D**  
Track adapter



Do you have any technical questions about the product? Do you need an article number or light distribution curve? Please enter the relevant reference number PXXXX into the search field on our website.



We have developed a special combination of LED module and opal glass for these LED system pendant luminaires, creating a luminaire glass with two light intensities. We call this technology DUOLOGIC. The maximum luminous intensity of the LED is guided downward through the glass directly onto the illuminated surface, achieving the maximum possible brightness. The entire glass shines – without glare – with a pleasant luminous intensity.

BEGA system pendant luminaires can be individually installed with the aid of a canopy that perfectly matches the architectural conditions.



works with  
**BEGA** Smart

## STUDIO LINE


These shielded LED system pendant luminaires distribute their light into the room in a wide beam. They have a pleasantly subdued light effect. The luminaires are available with various interior colours.

Part of the light is directed straight downwards. The remaining luminous energy is reflected by the metallic interior, producing a light that is softly coloured by the metallic finish.

BEGA system pendant luminaires can be individually installed with the aid of a canopy that perfectly matches the architectural conditions.

 Page 334

 P0200



works with  
**BEGA** Smart

## STUDIO LINE

These shielded LED system pendant luminaires are impressively slim. Their light effect is similar to the luminaires presented above.

Depending on the inside colour, they produce nuanced light colours that are typical of the STUDIO LINE series.

BEGA system pendant luminaires can be individually installed with the aid of a canopy that perfectly matches the architectural conditions.

 Page 334

 P0257







Do you have any technical questions about the product? Do you need an article number or light distribution curve? Please enter the relevant reference number PXXXX into the search field on our website.



### STUDIO LINE

The light directed downwards from these shielded LED system pendant luminaires is shielded outward by a cylindrical luminaire housing. Part of the light is emitted upward out of the luminaire shield, highlighting the shape of the luminaire and emphasising the interplay of the surfaces.

BEGA system pendant luminaires can be individually installed using a canopy that perfectly matches the architectural conditions.





Page 159

works with  
**BEGA Smart**


### STUDIO LINE

The light from these system pendant luminaires is intensified by a reflector and shielded as it is emitted into the room. The efficient luminaires are available with various interior colours. Part of the light is directed straight downwards. The remaining luminous energy is reflected by the metallic interior, producing a light that is softly coloured by the metallic finish.


BEGA system pendant luminaires can be individually installed using a canopy that perfectly matches the architectural conditions.

 Page 333

 P0275



Page 159



Page 237

works with  
**BEGA Smart**

### STUDIO LINE

These shielded system pendant luminaires in spherical form are characterised by high light output. The light is shielded to the outside and directed downwards onto the illuminated surface. The luminaires are DALI controllable, allowing the luminous intensity to be adapted to the given situation.

BEGA system pendant luminaires can be individually installed with the aid of a canopy that perfectly matches the architectural conditions.

 Page 333

 P0120





## STUDIO LINE

These shielded system pendant luminaires are available with light outputs ranging from pleasantly subdued to high, and are shielded to the outside. A translucent synthetic cover inside the metal reflector distributes the light downwards for a pleasantly soft lighting atmosphere. A choice of inside colours creates a variety of lighting nuances and a sure match with any interior style.

BEGA system pendant luminaires can be individually installed with the aid of a canopy that perfectly matches the architectural conditions.

 Page 332

 P0154



## STUDIO LINE

Pendant luminaires define the lighting atmosphere in the room: In this series, the two-sided light emission also brightens up the ceiling. The resulting indirect, yet uniform illumination is particularly attractive to the human eye. The metallic inside colours contrast beautifully with the exterior finish – especially when illuminated. Choose a colour combination for your luminaires to match your interior theme.

BEGA system pendant luminaires can be individually installed with the aid of a canopy that perfectly matches the architectural conditions.

 Page 332

 P0243







## STUDIO LINE

The luminaires of the STUDIO LINE series are characterised by the contrast between their outer finish and metallic inside colour, which is a particularly prominent feature of these pendant luminaires. The metallic luminaire housing shields the downward directed light. Part of the light is emitted upward, highlighting the shape of the luminaire and additionally emphasising the interplay of the surfaces. Choose your favourite among four colour combinations in various sizes and with differing light outputs to match your interior style.

BEGA system pendant luminaires can be individually installed with the aid of a canopy that perfectly matches the architectural conditions.







[bega.com](http://bega.com)

🔍 PXXXX

Do you have any technical questions about the product? Do you need an article number or light distribution curve? Please enter the relevant reference number PXXXX into the search field on our website.

works with  
**BEGA Smart**



## STUDIO LINE

These shielded system pendant luminaires feature very wide beam light distribution. A high-quality synthetic cover and efficient LED technology ensure great illumination – with soft shadows. Various metallic interior finishes allow for a variety of lighting nuances.

BEGA system pendant luminaires can be individually installed using a canopy that perfectly matches the architectural conditions.

📄🔍 Page 335

🌐🔍 P0180



Page 163





## STUDIO LINE

These shielded system pendant luminaires are available in the exterior colours velvet white and velvet black. That is how they can be matched perfectly with any existing interior style. A choice of metallic inner surfaces add a whole range of lighting nuances.

A translucent synthetic cover and the efficient LED technology ensure uniform lighting – with soft shadows.

BEGA system pendant luminaires can be individually installed with the aid of a canopy that perfectly matches the architectural conditions.





## Table lamps and floor lamps

Table lamps help create light accents in a room. Unlike a more wide-area, practical illumination, they create islands of light to accent particular areas of the interior. In their shielded variety, they create low-contrast, attractive illumination in the immediate vicinity of the luminaire.

Floor lamps will also create an attractive light ambiance. Due to the elevated light point, a larger area on the floor or in the vicinity of the luminaire will be illuminated. All in all, they are a perfect solution for an attractive and relaxing reading environment.



Set accents



Creating ambiance



Perfectly staged interior design



Combine function and aesthetics





Page 159



Page 225

## STUDIO LINE

An table lamp with a wide range of applications. The spherical luminaire sits unmounted on the wooden base and can be positioned in a variety of ways for countless lighting scenarios. Wall and ceiling surfaces can be highlighted just as effectively as pictures or objects. These dimmable luminaires are part of the STUDIO LINE luminaire series and boast a fascinating interplay of the different metal finishes. When illuminated, the metallic inside colours reveal their true beauty. Choose from two sizes, six colour combinations and three base colours to match your home interior.

 Page 338

 P0219









STUDIO LINE

These dimmable table and floor lamps in two sizes with light emission on two sides are additions to our STUDIO LINE range. The luminaires are a great match for the STUDIO LINE pendant luminaires with light emission on two sides. This creates numerous possibilities for attractive lighting and room design with a distinctive individual signature.



Page 189



Page 213



 Page 339

 P0229 · P0230



Do you have any technical questions about the product? Do you need an article number or light distribution curves? Please enter the relevant reference number PXXXX into the search field on our website.

### STUDIO LINE

The light emission on two sides of these floor lamps create islands of light in the room, and are beautiful interior design highlights by day. They match many other luminaires from the STUDIO LINE series to ensure the successful implementation of multi-faceted indoor lighting design ideas.

📖🔍 Page 339

🌐🔍 P0267




### STUDIO LINE

These floor lamps in two sizes with light emission on two sides expand our STUDIO LINE range. They offer many options for attractive lighting and interior design concepts with a particularly unique note. The floor lamps feature a touch-controlled dimmer and are available in a choice of two interior colours. That makes them optimally suited to match any interior or to complement other luminaires of the STUDIO LINE series.

📖🔍 Page 338

🌐🔍 P0161







## Product information

On the previous pages, we have presented to you a selection of luminaires from our complete range, which are particularly well suited for use in private environments.

We wanted to show you the luminaires in one of their possible areas of use to give you an impression of how the luminaires will look in an actual environment.

Technical information about our products can be found in the following product information section. Additional information on each luminaire and any accessories can be found in the instructions for use and data sheets for each luminaire at [www.bega.com](http://www.bega.com)



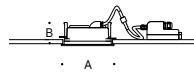
**Recessed ceiling downlight with BEGA Vortex Optics®**  
with symmetrical or asymmetrical light distribution

Protection class IP 65 · Ballproof  
Cast aluminium, aluminium and stainless steel · Safety glass · Reflector surface made of pure aluminium  
External on/off or DALI controllable power supply units included · BEGA Thermal Management®  
BEGA Vortex Optics (European Patent EP 3098504)  
Luminaires with symmetrical very wide beam light distribution: BEGA Constant Optics®  
The external power supply units are included in the scope of delivery and are connected to the luminaire by means of a convenient plug connector. The electrical connection of the power supply unit can therefore be established before the final installation of the luminaire, if required by the customer.  
Suitable installation housings for installing the luminaire and power supply unit in concrete ceilings can be found in the table.

Colour temperature: 3000K – article number + **K3** or 4000K – article number + **K4**

Luminaire colour · BEGA Unidure®  
White – article number  
Silver – article number + **A**

20-year availability guarantee for LED modules



Symmetrical narrow beam light distribution							
	LED	PSU	$\beta$	A	B	AC/DC	
<b>24 800</b>	4.4 W	410 lm	on/off	24°	120	70	✓
<b>24 801</b>	10.2 W	760 lm	on/off	27°	120	70	✓
<b>24 679</b>	20.2 W	1510 lm	DALI	27°	155	70	✓
<b>24 680</b>	35.6 W	2770 lm	DALI	27°	190	70	✓
<b>24 681</b>	60.0 W	5205 lm	DALI	20°	275	65	✓

Install. housing
<b>13 500</b>
<b>13 500</b>
<b>13 501</b>
<b>13 502</b>
<b>13 578</b>



Symmetrical wide beam light distribution							
	LED	PSU	$\beta$	A	B	AC/DC	
<b>24 804</b>	4.4 W	425 lm	on/off	40°	120	70	✓
<b>24 805</b>	10.2 W	970 lm	on/off	41°	120	70	✓
<b>24 682</b>	20.2 W	2250 lm	DALI	41°	155	70	✓
<b>24 683</b>	35.6 W	4070 lm	DALI	41°	190	70	✓
<b>24 684</b>	60.0 W	7640 lm	DALI	38°	275	65	✓

Install. housing
<b>13 500</b>
<b>13 500</b>
<b>13 501</b>
<b>13 502</b>
<b>13 578</b>



Symmetrical very wide beam light distribution							
	LED	PSU	$\beta$	A	B	AC/DC	
<b>24 475</b>	4.4 W	375 lm	on/off	90°	120	70	✓
<b>24 476</b>	10.2 W	900 lm	on/off	90°	120	70	✓
<b>24 685</b>	20.2 W	2025 lm	DALI	90°	155	70	✓
<b>24 686</b>	35.6 W	3890 lm	DALI	90°	190	70	✓
<b>24 687</b>	60.0 W	6700 lm	DALI	90°	275	65	✓

Install. housing
<b>13 500</b>
<b>13 500</b>
<b>13 501</b>
<b>13 502</b>
<b>13 578</b>




Asymmetrical wide beam light distribution							
	LED	PSU	$\beta$	A	B	AC/DC	
<b>24 812</b>	4.4 W	335 lm	on/off	44/50°	120	70	✓
<b>24 813</b>	10.2 W	820 lm	on/off	46/52°	120	70	✓
<b>24 688</b>	20.2 W	1895 lm	DALI	46/52°	155	70	✓
<b>24 689</b>	35.6 W	2880 lm	DALI	46/52°	190	70	✓
<b>24 690</b>	60.0 W	6590 lm	DALI	46/52°	275	65	✓

Install. housing
<b>13 500</b>
<b>13 500</b>
<b>13 501</b>
<b>13 502</b>
<b>13 578</b>

**Ceiling luminaires · Downlights**

Symmetrical narrow beam, symmetrical wide beam, symmetrical very wide beam or asymmetrical wide beam light distribution

Protection class IP 65 ·  Ballproof

Cast aluminium, aluminium and stainless steel · Safety glass

Reflector surface made of pure aluminium

BEGA Vortex Optics (European Patent EP 3098504)

Luminaires with symmetrical wide beam light distribution: BEGA Constant Optics® on/off or DALI controllable power supply units · BEGA Thermal Management®

LED colour temperature: 3000K – article number + **K3** or 4000K – article number + **K4**

Luminaire colour · BEGA Unidure®

Graphite – article number

White – article number + **W**

20-year availability guarantee for LED modules



**Symmetrical narrow beam** light distribution

	LED	PSU	$\beta$	A	B	AC/DC
<b>66 151</b>	4.1 W	350 lm	on/off	24°	95 × 95	90 ✓
<b>66 153</b>	9.5 W	760 lm	on/off	27°	95 × 95	90 ✓
<b>66 155</b>	19.7 W	1510 lm	DALI	27°	130 × 130	100 ✓
<b>66 156</b>	36.2 W	2770 lm	DALI	27°	170 × 170	100 ✓
<b>24 066</b>	69.0 W	5555 lm	DALI	20°	250 × 250	110 ✓



**Symmetrical wide beam** light distribution

	LED	PSU	$\beta$	A	B	AC/DC
<b>66 157</b>	4.1 W	425 lm	on/off	40°	95 × 95	90 ✓
<b>66 158</b>	9.5 W	970 lm	on/off	41°	95 × 95	90 ✓
<b>66 159</b>	19.7 W	2250 lm	DALI	41°	130 × 130	100 ✓
<b>66 160</b>	36.2 W	4070 lm	DALI	41°	170 × 170	100 ✓
<b>24 067</b>	69.0 W	8260 lm	DALI	38°	250 × 250	110 ✓




**Symmetrical very wide beam** light distribution


	LED	PSU	$\beta$	A	B	AC/DC
<b>24 464</b>	4.1 W	405 lm	on/off	90°	95 × 95	90 ✓
<b>24 465</b>	9.5 W	900 lm	on/off	90°	95 × 95	90 ✓
<b>24 466</b>	19.7 W	2025 lm	DALI	90°	130 × 130	100 ✓
<b>24 467</b>	36.2 W	3890 lm	DALI	90°	170 × 170	100 ✓
<b>24 468</b>	69.0 W	7725 lm	DALI	90°	250 × 250	110 ✓



**Asymmetrical wide beam** light distribution

	LED	PSU	$\beta$	A	B	AC/DC
<b>24 056</b>	4.1 W	335 lm	on/off	50/52°	95 × 95	90 ✓
<b>24 057</b>	9.5 W	820 lm	on/off	46/52°	95 × 95	90 ✓
<b>24 058</b>	20.0 W	1895 lm	DALI	46/52°	130 × 130	100 ✓
<b>24 059</b>	36.2 W	2880 lm	DALI	46/52°	170 × 170	100 ✓
<b>24 068</b>	69.0 W	7530 lm	DALI	46/52°	250 × 250	110 ✓





**Recessed ceiling spotlights**

with symmetrical wide beam or very wide beam light distribution

Protection class IP 65 · Cast aluminium, aluminium and stainless steel polymer lenses · BEGA Ultimate Driver®

For luminaires with an operating voltage of 48 V DC, external power supply units for the joint operation of multiple luminaires are available. Power supply units are accessories and must be ordered separately.

The luminaires for an operating voltage of 230 V AC are delivered including external on/off power supply unit. Suitable installation housings for installing the luminaires in concrete ceilings can be found in the table.

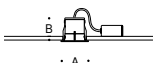
LED colour temperature: 3000K – article number + **K3**

Luminaire colour · BEGA Unidure®

Graphite – article number


White – article number + **W**

20-year availability guarantee for LED modules



Symmetrical light distribution · 48V DC							External PSU		Install. housing
Wide beam	LED		$\beta$	A	B		on/off	DALI	
<b>24 786</b>	<b>48 V DC</b>	4.8 W	435 lm	28°	60	50	<b>13 619</b>	<b>13 620</b>	<b>13 617</b>
<b>24 788</b>	<b>48 V DC</b>	5.6 W	645 lm	32°	78	70	<b>13 619</b>	<b>13 620</b>	<b>13 618</b>
Very wide beam									
<b>24 787</b>	<b>48 V DC</b>	4.8 W	380 lm	50°	60	50	<b>13 619</b>	<b>13 620</b>	<b>13 617</b>
<b>24 789</b>	<b>48 V DC</b>	5.6 W	585 lm	56°	78	70	<b>13 619</b>	<b>13 620</b>	<b>13 618</b>

Symmetrical light distribution · 230V AC							External PSU		Install. housing	
Wide beam	LED		$\beta$	A	B	AC/DC	on/off	DALI		
<b>24 790</b>	<b>230 V AC</b>	6.0 W	645 lm	32°	78	70	✓	Included	-	<b>13 618</b>
Very wide beam										
<b>24 791</b>	<b>230 V AC</b>	6.0 W	585 lm	56°	78	70	✓	Included	-	<b>13 618</b>



**Compact downlights with stainless steel trim ring and crystal glass**

with symmetrical very wide beam light distribution

Protection class IP 65

Cast aluminium, aluminium and stainless steel · Trim ring made of stainless steel · Crystal glass, partially frosted

Reflector made of pure anodised aluminium

Silicone diffusing lens · BEGA Constant Optics®

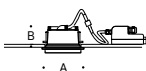
External power supply units included on/off or DALI

The external power supply units are included in the scope of delivery and are connected to the luminaire by means of a convenient plug connector. The electrical connection of the power supply unit can therefore be established before the final installation of the luminaire, if required by the customer.

Suitable installation housings for installing the luminaire and power supply unit in concrete ceilings can be found in the table.

LED colour temperature: 3000K – article number + **K3** or 4000K – article number + **K4**

20-year availability guarantee for LED modules



Symmetrical very wide beam light distribution							External PSU		Install. housing
	LED		$\beta$	A	B	AC/DC	on/off	DALI	
<b>55 941</b>	4.5 W	250 lm	43°	80	60	✓	on/off	-	<b>10 407</b>
<b>24 676</b>	10.6 W	630 lm	54°	115	70	✓	DALI	-	<b>13 609</b>
<b>24 677</b>	15.0 W	850 lm	43°	155	80	✓	DALI	-	<b>13 610</b>
<b>24 678</b>	21.5 W	1395 lm	43°	185	90	✓	DALI	-	<b>13 611</b>



**Ceiling luminaires - Downlights**

Symmetrical wide beam or very wide beam light distribution

Protection class IP 65 · Safety class III  
Cast aluminium and aluminium · Polymer lens  
BEGA Ultimate Driver®

A separate 48VDC external power supply unit is required for operation.  
Up to 16 luminaires can be operated per power supply unit.  
For more information on 48V DC power supply units, see Page 344

LED colour temperature: 3000K – article number + **K3**

Luminaire colour · BEGA Unidure®  
Graphite – article number  
White – article number + **W**

20-year availability guarantee for LED modules



**Symmetrical wide beam** light distribution


	LED	PSU	$\beta$	A	B
<b>24 792</b>	5.7 W	645 lm w/o*	32°	60	90



**Symmetrical very wide beam** light distribution

	LED	PSU	$\beta$	A	B
<b>24 793</b>	5.7 W	585 lm w/o*	56°	60	90

\*Safety class III · Suitable 48VDC power supply units can be found on Page 344



**Ceiling luminaires - Downlights**

Wide beam light distribution with additional vertical light component

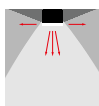
Protection class IP 65  
Cast aluminium, aluminium and stainless steel · Crystal glass, partially frosted  
Pure anodised aluminium reflector  
BEGA Constant Optics®

A separate power supply unit · 24V DC is required to operate luminaire 66050.  
For more information on 24V DC power supply units, see Page 344.  
on/off or DALI controllable power supply units  
BEGA Thermal Management®

LED colour temperature: 3000K – article number + **K3**  
or 4000K – article number + **K4**

Luminaire colour · BEGA Unidure®  
Graphite – article number  
White – article number + **W**


20-year availability guarantee for LED modules



**With additional vertical light component**

	LED	PSU	$\beta$	A	B	AC/DC
<b>66 050</b>	5.4 W	495 lm w/o*	68°	95	95	—
<b>66 055</b>	4.1 W	300 lm on/off	70°	95	95	✓
<b>66 056</b>	5.9 W	575 lm on/off	62°	125	115	✓
<b>66 051</b>	11.7 W	800 lm DALI	57°	150	135	✓
<b>66 057</b>	18.0 W	1925 lm DALI	53°	190	160	✓
<b>66 058</b>	39.3 W	3280 lm DALI	46°	220	175	✓

\*Safety class III · Suitable 24VDC power supply units can be found on Page 344



**Compact downlights with trim ring made of cast aluminium**

with symmetrical, asymmetrical or flat beam light distribution,  
with zoom optics with adjustable light distribution or BEGA BugSaver® technology

Protection class IP 65 · Ballproof

Cast aluminium, aluminium and stainless steel · Cast aluminium trim ring · Safety glass

Reflector surface made of pure aluminium · Optical silicone lens

Luminaires with symmetrical and flat beam light distribution: BEGA Hybrid Optics®

Luminaires with asymmetrical light distribution: BEGA Constant Optics®

External DALI controllable power supply units included · BEGA Thermal Management®

Suitable installation housings for installing the luminaire and power supply unit in concrete ceilings can be found in the table.

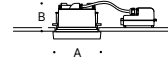
LED colour temperature: 3000K – article number + **K3** or 4000K – article number + **K4**

Luminaire colour · BEGA Unidure®

Graphite – article number

White – article number + **W**

20-year availability guarantee for LED modules

**Symmetrical narrow beam** light distribution

	LED		PSU	$\beta$	A	B	AC/DC	
<b>24 234</b>	7.1 W	795 lm	DALI	16°	110	70	✓	<b>13 609</b>
<b>24 235</b>	14.0 W	1465 lm	DALI	16°	110	70	✓	<b>13 609</b>
<b>24 236</b>	10.0 W	1105 lm	DALI	20°	145	85	✓	<b>13 610</b>
<b>24 237</b>	19.6 W	2050 lm	DALI	20°	145	85	✓	<b>13 610</b>
<b>24 238</b>	13.2 W	1555 lm	DALI	14°	175	90	✓	<b>13 611</b>
<b>24 239</b>	28.0 W	2890 lm	DALI	14°	175	90	✓	<b>13 611</b>
<b>24 240</b>	19.4 W	2420 lm	DALI	18°	220	115	✓	<b>13 612</b>
<b>24 241</b>	38.5 W	4490 lm	DALI	18°	220	115	✓	<b>13 612</b>
<b>24 761</b>	36.7 W	4810 lm	DALI	20°	260	150	✓	<b>13 613</b>
<b>24 666</b>	65.0 W	7910 lm	DALI	20°	260	150	✓	<b>13 613</b>

**Symmetrical wide beam** light distribution

	LED		PSU	$\beta$	A	B	AC/DC	
<b>24 242</b>	7.1 W	785 lm	DALI	32°	110	70	✓	<b>13 609</b>
<b>24 243</b>	14.0 W	1385 lm	DALI	32°	110	70	✓	<b>13 609</b>
<b>24 244</b>	10.0 W	1140 lm	DALI	30°	145	85	✓	<b>13 610</b>
<b>24 245</b>	19.6 W	2115 lm	DALI	30°	145	85	✓	<b>13 610</b>
<b>24 246</b>	13.2 W	1600 lm	DALI	25°	175	90	✓	<b>13 611</b>
<b>24 247</b>	28.0 W	2925 lm	DALI	25°	175	90	✓	<b>13 611</b>
<b>24 248</b>	19.4 W	2300 lm	DALI	28°	220	115	✓	<b>13 612</b>
<b>24 249</b>	38.5 W	4295 lm	DALI	28°	220	115	✓	<b>13 612</b>
<b>24 762</b>	36.7 W	4800 lm	DALI	37°	260	150	✓	<b>13 613</b>
<b>24 667</b>	65.0 W	7850 lm	DALI	37°	260	150	✓	<b>13 613</b>

**Symmetrical very wide beam** light distribution

	LED		PSU	$\beta$	A	B	AC/DC	
<b>24 250</b>	7.1 W	785 lm	DALI	58°	110	70	✓	<b>13 609</b>
<b>24 251</b>	14.0 W	1390 lm	DALI	58°	110	70	✓	<b>13 609</b>
<b>24 632</b>	7.1 W	685 lm	DALI	79°	110	70	✓	<b>13 609</b>
<b>24 633</b>	14.0 W	1225 lm	DALI	79°	110	70	✓	<b>13 609</b>
<b>24 252</b>	10.0 W	1155 lm	DALI	72°	145	85	✓	<b>13 610</b>
<b>24 253</b>	19.6 W	2140 lm	DALI	72°	145	85	✓	<b>13 610</b>
<b>24 446</b>	10.0 W	965 lm	DALI	83°	145	85	✓	<b>13 610</b>
<b>24 447</b>	19.6 W	1835 lm	DALI	83°	145	85	✓	<b>13 610</b>
<b>24 254</b>	13.2 W	1575 lm	DALI	60°	175	90	✓	<b>13 611</b>
<b>24 255</b>	28.0 W	2875 lm	DALI	60°	175	90	✓	<b>13 611</b>
<b>24 448</b>	13.2 W	1360 lm	DALI	84°	175	90	✓	<b>13 611</b>
<b>24 449</b>	28.0 W	2515 lm	DALI	84°	175	90	✓	<b>13 611</b>
<b>24 256</b>	19.4 W	2180 lm	DALI	56°	220	115	✓	<b>13 612</b>
<b>24 257</b>	38.5 W	4025 lm	DALI	56°	220	115	✓	<b>13 612</b>
<b>24 634</b>	19.4 W	2070 lm	DALI	80°	220	115	✓	<b>13 612</b>
<b>24 635</b>	38.5 W	3890 lm	DALI	80°	220	115	✓	<b>13 612</b>
<b>24 763</b>	36.7 W	4770 lm	DALI	50°	260	150	✓	<b>13 613</b>
<b>24 668</b>	65.0 W	7860 lm	DALI	50°	260	150	✓	<b>13 613</b>
<b>24 764</b>	36.7 W	4395 lm	DALI	76°	260	150	✓	<b>13 613</b>
<b>24 669</b>	65.0 W	7190 lm	DALI	76°	260	150	✓	<b>13 613</b>

**Asymmetrical** light distribution

	LED		PSU	$\beta$	A	B	AC/DC	
<b>24 259</b>	10.4 W	705 lm	DALI	51°/57°	110	70	✓	<b>13 609</b>
<b>24 261</b>	13.2 W	1090 lm	DALI	63°/64°	145	85	✓	<b>13 610</b>
<b>24 263</b>	19.6 W	1620 lm	DALI	70°/67°	175	90	✓	<b>13 611</b>
<b>24 265</b>	27.1 W	2585 lm	DALI	67°/65°	220	115	✓	<b>13 612</b>
<b>24 670</b>	56.0 W	5650 lm	DALI	66°/65°	260	150	✓	<b>13 613</b>

**Flat beam** light distribution

	LED		PSU	$\beta$	A	B	AC/DC	
<b>24 268</b>	10.0 W	980 lm	DALI	100°/57°	145	85	✓	<b>13 610</b>
<b>24 269</b>	19.6 W	1825 lm	DALI	100°/57°	145	85	✓	<b>13 610</b>
<b>24 270</b>	13.2 W	1385 lm	DALI	105°/58°	175	90	✓	<b>13 611</b>
<b>24 271</b>	28.0 W	2505 lm	DALI	105°/58°	175	90	✓	<b>13 611</b>

**Ceiling luminaires · Downlights**

Symmetrical, asymmetrical and flat beam light distribution  
Zoom optics with adjustable light distribution and BEGA Ultradark Optics®

Protection class IP 65

Ballproof · Luminaires with Ø 225 mm are ballproof  
Optionally, we deliver all other luminaires (with the exception of downlights with Ultradark Optics®) on request at the same price in a ballproof version.

Cast aluminium, aluminium and stainless steel · Safety glass · Reflector surface made of pure aluminium  
Optical silicone lens · BEGA Hybrid Optics®

Luminaires with asymmetrical light distribution: BEGA Constant Optics®

Luminaires with BEGA Ultradark Optics®:  
Internal louvres with ultra-black coating for maximum light absorption · Polymer lens

on/off or DALI controllable power supply units · BEGA Thermal Management®

LED colour temperature: 3000K – article number + **K3** or 4000K – article number + **K4**

Luminaire colour · BEGA Unidure®

Graphite – article number

White – article number + **W**

20-year availability guarantee for LED modules

**Symmetrical narrow beam light distribution**

	LED		Netzteil	$\beta$	A	B	AC/DC
<b>24 398</b>	5.0 W	480 lm	on/off	17°	100	110	✓
<b>24 399</b>	9.2 W	915 lm	on/off	17°	100	110	✓
<b>24 400</b>	9.5 W	1175 lm	DALI	20°	130	135	✓
<b>24 401</b>	19.3 W	2210 lm	DALI	20°	130	135	✓
<b>24 402</b>	13.2 W	1555 lm	DALI	14°	150	150	✓
<b>24 422</b>	27.0 W	2860 lm	DALI	14°	150	150	✓
<b>24 423</b>	18.8 W	2485 lm	DALI	18°	190	190	✓
<b>24 424</b>	38.2 W	4635 lm	DALI	18°	190	190	✓
<b>24 753</b>	36.7 W	4860 lm	DALI	20°	225	190	✓
<b>24 656</b>	76.0 W	9090 lm	DALI	20°	225	190	✓

**Symmetrical wide beam light distribution**

	LED		Netzteil	$\beta$	A	B	AC/DC
<b>24 403</b>	5.0 W	480 lm	on/off	31°	100	110	✓
<b>24 404</b>	9.2 W	915 lm	on/off	31°	100	110	✓
<b>24 405</b>	9.5 W	1190 lm	DALI	39°	130	135	✓
<b>24 406</b>	19.3 W	2220 lm	DALI	39°	130	135	✓
<b>24 407</b>	13.2 W	1550 lm	DALI	32°	150	150	✓
<b>24 419</b>	27.0 W	2825 lm	DALI	32°	150	150	✓
<b>24 420</b>	18.8 W	2450 lm	DALI	34°	190	190	✓
<b>24 421</b>	38.2 W	4580 lm	DALI	34°	190	190	✓
<b>24 754</b>	36.7 W	4925 lm	DALI	36°	225	190	✓
<b>24 657</b>	76.0 W	9120 lm	DALI	36°	225	190	✓

**Symmetrical very wide beam light distribution**

	LED		Netzteil	$\beta$	A	B	AC/DC
<b>24 408</b>	5.0 W	470 lm	on/off	54°	100	110	✓
<b>24 409</b>	9.2 W	900 lm	on/off	54°	100	110	✓
<b>24 622</b>	5.0 W	455 lm	on/off	78°	100	110	✓
<b>24 623</b>	9.2 W	890 lm	on/off	78°	100	110	✓
<b>24 410</b>	9.5 W	1190 lm	DALI	72°	130	135	✓
<b>24 411</b>	19.3 W	2230 lm	DALI	72°	130	135	✓
<b>24 526</b>	9.5 W	1080 lm	DALI	90°	130	135	✓
<b>24 527</b>	19.3 W	2035 lm	DALI	90°	130	135	✓
<b>24 412</b>	13.2 W	1555 lm	DALI	62°	150	150	✓
<b>24 416</b>	27.0 W	2835 lm	DALI	62°	150	150	✓
<b>24 528</b>	13.2 W	1395 lm	DALI	90°	150	150	✓
<b>24 529</b>	27.0 W	2620 lm	DALI	90°	150	150	✓
<b>24 417</b>	18.8 W	2420 lm	DALI	59°	190	190	✓
<b>24 418</b>	38.2 W	4520 lm	DALI	59°	190	190	✓
<b>24 624</b>	18.8 W	2205 lm	DALI	86°	190	190	✓
<b>24 625</b>	38.2 W	4035 lm	DALI	86°	190	190	✓
<b>24 755</b>	36.7 W	4890 lm	DALI	50°	225	190	✓
<b>24 658</b>	76.0 W	9190 lm	DALI	50°	225	190	✓
<b>24 756</b>	36.7 W	4640 lm	DALI	78°	225	190	✓
<b>24 659</b>	76.0 W	8600 lm	DALI	78°	225	190	✓

Please refer to the technical planning data for planning and installation. The current values for LED service life, luminous flux, maximum ambient temperature and information about the use of BEGA Thermal Management® are readily available in the instructions for use and data sheets on our website.



**Compact downlights with flat trim ring made of cast aluminium**

with symmetrical, asymmetrical or flat beam light distribution, with zoom optics with adjustable light distribution or BEGA BugSaver® technology

Protection class IP 65 · Ballproof  
 Cast aluminium, aluminium and stainless steel · Cast aluminium trim ring · Safety glass  
 Reflector surface made of pure aluminium · Optical silicone lens  
 Luminaires with symmetrical and flat beam light distribution: BEGA Hybrid Optics®  
 Luminaires with asymmetrical light distribution: BEGA Constant Optics®  
 External DALI controllable power supply units included · BEGA Thermal Management®

Suitable installation housings for installing the luminaire and power supply unit in concrete ceilings can be found in the table.

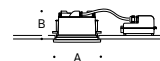
LED colour temperature: 3000K – article number + **K3** or 4000K – article number + **K4**

Luminaire colour · BEGA Unidure®

Graphite – article number

White – article number + **W**

20-year availability guarantee for LED modules



**Symmetrical narrow beam** light distribution

	LED	PSU	$\beta$	A	B	AC/DC
<b>24 381</b>	71 W	790 lm	DALI	16°	110 70	✓
<b>24 382</b>	14.0 W	1460 lm	DALI	16°	110 70	✓
<b>24 547</b>	10.0 W	1160 lm	DALI	20°	145 85	✓
<b>24 548</b>	19.6 W	2255 lm	DALI	20°	145 85	✓
<b>24 549</b>	13.2 W	1560 lm	DALI	14°	175 90	✓
<b>24 550</b>	28.0 W	2855 lm	DALI	14°	175 90	✓
<b>24 551</b>	19.4 W	2480 lm	DALI	18°	220 115	✓
<b>24 552</b>	38.5 W	4695 lm	DALI	18°	220 115	✓
<b>24 757</b>	36.7 W	4830 lm	DALI	20°	260 150	✓
<b>24 661</b>	65.0 W	7930 lm	DALI	20°	260 150	✓

<b>13 609</b>
<b>13 609</b>
<b>13 610</b>
<b>13 610</b>
<b>13 611</b>
<b>13 611</b>
<b>13 612</b>
<b>13 612</b>
<b>13 613</b>
<b>13 613</b>



**Symmetrical wide beam** light distribution

	LED	PSU	$\beta$	A	B	AC/DC
<b>24 383</b>	71 W	780 lm	DALI	32°	110 70	✓
<b>24 384</b>	14.0 W	1380 lm	DALI	32°	110 70	✓
<b>24 553</b>	10.0 W	1150 lm	DALI	30°	145 85	✓
<b>24 554</b>	19.6 W	2225 lm	DALI	30°	145 85	✓
<b>24 555</b>	13.2 W	1560 lm	DALI	25°	175 90	✓
<b>24 556</b>	28.0 W	2845 lm	DALI	25°	175 90	✓
<b>24 557</b>	19.4 W	2420 lm	DALI	28°	220 115	✓
<b>24 558</b>	38.5 W	4560 lm	DALI	28°	220 115	✓
<b>24 758</b>	36.7 W	4840 lm	DALI	37°	260 150	✓
<b>24 662</b>	65.0 W	7905 lm	DALI	37°	260 150	✓

<b>13 609</b>
<b>13 609</b>
<b>13 610</b>
<b>13 610</b>
<b>13 611</b>
<b>13 611</b>
<b>13 612</b>
<b>13 612</b>
<b>13 613</b>
<b>13 613</b>



**Symmetrical very wide beam** light distribution

	LED	PSU	$\beta$	A	B	AC/DC
<b>24 385</b>	71 W	785 lm	DALI	58°	110 70	✓
<b>24 386</b>	14.0 W	1385 lm	DALI	58°	110 70	✓
<b>24 628</b>	7.1 W	690 lm	DALI	79°	110 70	✓
<b>24 629</b>	14.0 W	1230 lm	DALI	79°	110 70	✓
<b>24 559</b>	10.0 W	1095 lm	DALI	72°	145 85	✓
<b>24 560</b>	19.6 W	2085 lm	DALI	72°	145 85	✓
<b>24 442</b>	10.0 W	985 lm	DALI	86°	145 85	✓
<b>24 443</b>	19.6 W	1875 lm	DALI	86°	145 85	✓
<b>24 561</b>	13.2 W	1500 lm	DALI	63°	175 90	✓
<b>24 562</b>	28.0 W	2750 lm	DALI	63°	175 90	✓
<b>24 444</b>	13.2 W	1390 lm	DALI	86°	175 90	✓
<b>24 445</b>	28.0 W	2565 lm	DALI	86°	175 90	✓
<b>24 563</b>	19.4 W	2455 lm	DALI	56°	220 115	✓
<b>24 564</b>	38.5 W	4635 lm	DALI	56°	220 115	✓
<b>24 630</b>	19.4 W	2120 lm	DALI	83°	220 115	✓
<b>24 631</b>	38.5 W	3990 lm	DALI	83°	220 115	✓
<b>24 759</b>	36.7 W	4800 lm	DALI	50°	260 150	✓
<b>24 663</b>	65.0 W	7930 lm	DALI	50°	260 150	✓
<b>24 760</b>	36.7 W	4465 lm	DALI	76°	260 150	✓
<b>24 664</b>	65.0 W	7310 lm	DALI	76°	260 150	✓

<b>13 609</b>
<b>13 609</b>
<b>13 609</b>
<b>13 609</b>
<b>13 610</b>
<b>13 610</b>
<b>13 610</b>
<b>13 610</b>
<b>13 610</b>
<b>13 610</b>
<b>13 610</b>
<b>13 610</b>
<b>13 611</b>
<b>13 611</b>
<b>13 611</b>
<b>13 611</b>
<b>13 611</b>
<b>13 611</b>
<b>13 611</b>
<b>13 611</b>
<b>13 611</b>
<b>13 612</b>
<b>13 612</b>
<b>13 612</b>
<b>13 612</b>
<b>13 612</b>
<b>13 612</b>
<b>13 612</b>
<b>13 613</b>
<b>13 613</b>
<b>13 613</b>
<b>13 613</b>



**Asymmetrical** light distribution

	LED	PSU	$\beta$	A	B	AC/DC
<b>24 369</b>	10.4 W	720 lm	DALI	51°/57°	110 70	✓
<b>24 565</b>	13.2 W	1210 lm	DALI	63°/64°	145 85	✓
<b>24 566</b>	19.6 W	1900 lm	DALI	70°/67°	175 90	✓
<b>24 567</b>	27.1 W	3005 lm	DALI	67°/65°	220 115	✓
<b>24 665</b>	56.0 W	5885 lm	DALI	66°/65°	260 150	✓

<b>13 609</b>
<b>13 610</b>
<b>13 611</b>
<b>13 612</b>
<b>13 613</b>



**Flat beam** light distribution

	LED	PSU	$\beta$	A	B	AC/DC
<b>24 387</b>	10.0 W	1055 lm	DALI	100°/57°	145 85	✓
<b>24 136</b>	19.6 W	2000 lm	DALI	100°/57°	145 85	✓
<b>24 388</b>	13.2 W	1385 lm	DALI	105°/58°	175 90	✓
<b>24 143</b>	28.0 W	2600 lm	DALI	105°/58°	175 90	✓

<b>13 610</b>
<b>13 610</b>
<b>13 611</b>
<b>13 611</b>

**Compact downlight with a flat trim ring made of stainless steel**

with symmetrical, asymmetrical or flat beam light distribution, with zoom optics with adjustable light distribution or BEGA BugSaver® technology

Protection class IP 65 ·  Ballproof

Cast aluminium, aluminium and stainless steel · Trim ring made of stainless steel · Safety glass

Reflector surface made of pure aluminium · Optical silicone lens

Luminaires with symmetrical and flat beam light distribution: BEGA Hybrid Optics®

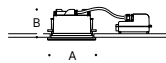

Luminaires with asymmetrical light distribution: BEGA Constant Optics®

External DALI controllable power supply units included · BEGA Thermal Management®


Suitable installation housings for installing the luminaire and power supply unit in concrete ceilings can be found in the table.

LED colour temperature: 3000K – article number + **K3** or 4000K – article number + **K4**

20-year availability guarantee for LED modules




**Symmetrical narrow beam light distribution**

	LED	PSU	$\beta$	A	B	AC/DC	
<b>24 274</b>	7.1 W	785 lm	DALI	16°	120	70	✓
<b>24 275</b>	14.0 W	1445 lm	DALI	16°	120	70	✓
<b>24 276</b>	10.0 W	1120 lm	DALI	20°	160	85	✓
<b>24 277</b>	19.6 W	2075 lm	DALI	20°	160	85	✓
<b>24 278</b>	13.2 W	1565 lm	DALI	14°	180	90	✓
<b>24 279</b>	28.0 W	2930 lm	DALI	14°	180	90	✓
<b>24 280</b>	19.4 W	2445 lm	DALI	18°	240	115	✓
<b>24 281</b>	38.5 W	4535 lm	DALI	18°	240	115	✓
<b>24 765</b>	36.7 W	4850 lm	DALI	20°	280	150	✓
<b>24 671</b>	65.0 W	7970 lm	DALI	20°	280	150	✓




**Symmetrical wide beam light distribution**

	LED	PSU	$\beta$	A	B	AC/DC	
<b>24 282</b>	7.1 W	775 lm	DALI	32°	120	70	✓
<b>24 283</b>	14.0 W	1365 lm	DALI	32°	120	70	✓
<b>24 284</b>	10.0 W	1160 lm	DALI	30°	160	85	✓
<b>24 285</b>	19.6 W	2155 lm	DALI	30°	160	85	✓
<b>24 286</b>	13.2 W	1625 lm	DALI	25°	180	90	✓
<b>24 287</b>	28.0 W	2965 lm	DALI	25°	180	90	✓
<b>24 288</b>	19.4 W	2345 lm	DALI	28°	240	115	✓
<b>24 289</b>	38.5 W	4365 lm	DALI	28°	240	115	✓
<b>24 766</b>	36.7 W	4865 lm	DALI	37°	280	150	✓
<b>24 672</b>	65.0 W	7965 lm	DALI	37°	280	150	✓

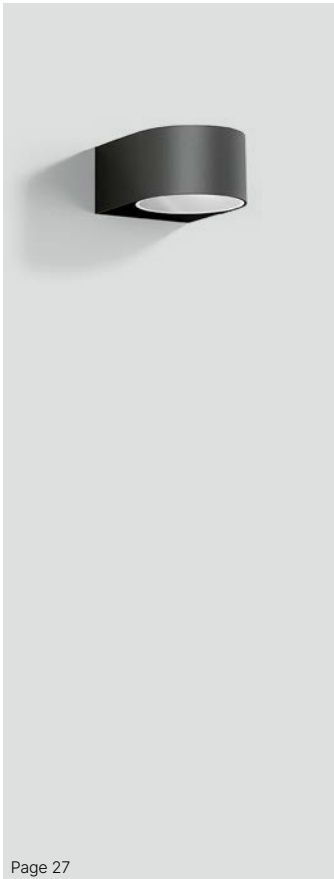


**Symmetrical very wide beam light distribution**

	LED	PSU	$\beta$	A	B	AC/DC	
<b>24 290</b>	7.1 W	770 lm	DALI	58°	120	70	✓
<b>24 291</b>	14.0 W	1355 lm	DALI	58°	120	70	✓
<b>24 636</b>	7.1 W	695 lm	DALI	79°	120	70	✓
<b>24 637</b>	14.0 W	1240 lm	DALI	79°	120	70	✓
<b>24 292</b>	10.0 W	1155 lm	DALI	72°	160	85	✓
<b>24 293</b>	19.6 W	2180 lm	DALI	72°	160	85	✓
<b>24 438</b>	10.0 W	1015 lm	DALI	86°	160	85	✓
<b>24 439</b>	19.6 W	1930 lm	DALI	86°	160	85	✓
<b>24 294</b>	13.2 W	1595 lm	DALI	60°	180	90	✓
<b>24 295</b>	28.0 W	2915 lm	DALI	60°	180	90	✓
<b>24 440</b>	13.2 W	1425 lm	DALI	86°	180	90	✓
<b>24 441</b>	28.0 W	2635 lm	DALI	86°	180	90	✓
<b>24 296</b>	19.4 W	2230 lm	DALI	56°	240	115	✓
<b>24 297</b>	38.5 W	4115 lm	DALI	56°	240	115	✓
<b>24 638</b>	19.4 W	2165 lm	DALI	83°	240	115	✓
<b>24 639</b>	38.5 W	4070 lm	DALI	83°	240	115	✓
<b>24 767</b>	36.7 W	4835 lm	DALI	50°	280	150	✓
<b>24 673</b>	65.0 W	7970 lm	DALI	50°	280	150	✓
<b>24 768</b>	36.7 W	4515 lm	DALI	76°	280	150	✓
<b>24 674</b>	65.0 W	7405 lm	DALI	76°	280	150	✓



Please refer to the technical planning data for planning and installation. The current values for LED service life, luminous flux, maximum ambient temperature and information about the use of BEGA Thermal Management® are readily available in the instructions for use and data sheets on our website.



**Wall luminaires**

Directed light

Protection class IP 65  
 Cast aluminium and aluminium · Safety glass  
 BEGA Ultimate Driver® · on/off  
 BEGA Thermal Management®

The luminaires can be installed in any burning position.

These luminaires emit no light into the upper half-space of the luminaires when mounted with the light emission downwards.

LED colour temperature: 3000K – article number + **K3**

Luminaire colour · BEGA Unidure®

Graphite – article number

Silver – article number + **A**

20-year availability guarantee for LED modules



	LED		PSU	A	B	C	AC/DC
<b>33 223</b>	4.1 W	365 lm	on/off	100	60	130	✓
<b>33 224</b>	5.0 W	555 lm	on/off	140	60	185	✓



**Wall luminaires**

Directed light

Protection class IP 64  
 Cast aluminium and aluminium · Safety glass  
 Reflector made of pure anodised aluminium · BEGA Constant Optics®  
 on/off or DALI controllable power supply units  
 BEGA Thermal Management®

The luminaires must be mounted with the light emission directed downwards. They will emit no light into the upper half-space of the luminaires.

LED colour temperature: 3000K – article number + **K3** or 4000K – article number + **K4**

Luminaire colour · BEGA Unidure®

Graphite – article number

Silver – article number + **A**

20-year availability guarantee for LED modules



	LED		PSU	A	B	C	AC/DC
<b>24 501</b>	5.1 W	340 lm	on/off	75	130	80	✓
<b>24 502</b>	17.0 W	1215 lm	DALI	110	190	120	✓
<b>24 503</b>	24.8 W	2020 lm	DALI	130	230	150	✓



**Wall luminaires**  
Shielded light

Protection class IP 65  
Cast aluminium, cast stainless steel and brass  
Crystal glass, inside white  
Phase-dimmable BEGA AC module  
BEGA Thermal Management®


LED colour temperature: 3000K – article number + **K3**

Luminaire colour - BEGA Unidure®  
Graphite – article number  
Bronze – article number + **B**

20-year availability guarantee for LED modules



	LED				A	B	C
<b>31 051</b>	14.0 W	435 lm	AC module		310	110	85



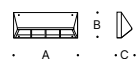
**Wall luminaires**  
Directed light

Protection class IP 65  
Cast aluminium and aluminium · Safety glass  
Reflector made of pure anodised aluminium · BEGA Constant Optics®  
on/off or DALI controllable power supply units  
BEGA Thermal Management®

The luminaires must be mounted with the light emission directed downwards.  
LED colour temperature: 3000K – article number + **K3** or 4000K – article number + **K4**


Luminaire colour - BEGA Unidure®  
Graphite – article number  
Silver – article number + **A**

20-year availability guarantee for LED modules




Location luminaires							
	LED		PSU	A	B	C	AC/DC
<b>22 172</b>	2.7 W	180 lm	on/off	200	120	75	✓
<b>22 174</b>	5.0 W	390 lm	on/off	300	120	75	✓
<b>22 175</b>	7.0 W	620 lm	on/off	400	120	75	✓

Wall luminaires							
	LED		PSU	A	B	C	AC/DC
<b>22 375</b>	7.2 W	560 lm	on/off	200	120	75	✓
<b>22 385</b>	15.0 W	1170 lm	DALI	300	120	75	✓
<b>22 395</b>	21.0 W	1750 lm	DALI	400	120	75	✓



Please refer to the technical planning data for planning and installation. The current values for LED service life, luminous flux, maximum ambient temperature and information about the use of BEGA Thermal Management® are readily available in the instructions for use and data sheets on our website.



**Wall luminaires**

Directed light

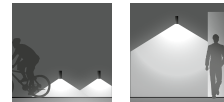
Protection class IP 64  
 Cast aluminium and aluminium · Safety glass  
 BEGA Ultimate Driver® · on/off  
 BEGA Thermal Management®

The luminaires must be mounted with the light emission directed downwards.  
 These luminaires emit no light into the upper half-space of the luminaires when mounted with the light emission downwards.


LED colour temperature: 3000K – article number + **K3** or 4000K – article number + **K4**

Luminaire colour · BEGA Unidure®  
 Graphite – article number  
 Silver – article number + **A**

20-year availability guarantee for LED modules



	LED		PSU	A	B	C	AC/DC
<b>33 513</b>	2.7 W	200 lm	on/off	55	140	60	✓
<b>33 514</b>	4.1 W	205 lm	on/off	55	200	60	✓



**Wall luminaires**

Directed light

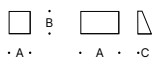
Protection class IP 64  
 Cast aluminium and aluminium · Safety glass  
 BEGA Ultimate Driver® · on/off  
 BEGA Thermal Management®

The luminaires must be mounted with the light emission directed downwards.  
 These luminaires emit no light into the upper half-space of the luminaires when mounted with the light emission downwards.

LED colour temperature: 3000K – article number + **K3**

Luminaire colour · BEGA Unidure®  
 Graphite – article number  
 Silver – article number + **A**

20-year availability guarantee for LED modules



	LED		PSU	A	B	C	AC/DC
<b>22 215</b>	2.7 W	195 lm	on/off	90	95	60	✓
<b>22 261</b>	5.2 W	435 lm	on/off	175	95	60	✓



**Wall luminaires**

Light emission on one or two sides

24 370 · 24 371 Protection class IP 64  
 24 134 · 24 135 Protection class IP 65  
 Cast aluminium and aluminium · Safety glass  
 Reflector made of pure anodised aluminium · BEGA Constant Optics®  
 on/off or DALI controllable power supply units  
 BEGA Thermal Management®

Luminaire 24 370 must be mounted with the light emission directed downwards.  
 These luminaires emit no light into the upper half-space of the luminaires when mounted with the light emission downwards.

LED colour temperature: 3000K – article number + **K3**

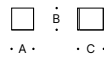

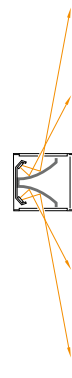
Luminaire colour · BEGA Unidure®

Graphite – article number


Silver – article number + **A**

White – article number + **W**


20-year availability guarantee for LED modules



**Light emission on one side**

	LED	PSU	A	B	C	AC/DC
 <b>24 370</b>	9.8 W 460 lm	on/off	120	130	140	✓
<b>24 134</b>	18.3 W 1195 lm	DALI	180	180	175	✓

**Light emission on two sides**

	LED	PSU	A	B	C	AC/DC
 <b>24 371</b>	19.2 W 930 lm	on/off	120	130	140	✓
<b>24 135</b>	36.7 W 1850 lm	DALI	180	180	175	✓

**Wall luminaires**

Light emission on one or two sides

Protection class IP 64  
 Cast aluminium, aluminium and stainless steel · Safety glass  
 Reflector made of pure anodised aluminium · BEGA Constant Optics®  
 Very narrow beam luminaires with optical silicone lens  
 on/off or DALI controllable power supply units · BEGA Thermal Management®

Luminaires with light emission on one side and luminaires with very narrow beam light emission upwards must be mounted with the narrow beam light emission directed downwards.  
 These luminaires emit no light into the upper half-space of the luminaires when mounted with the light emission downwards.

LED colour temperature: 3000K – article number + **K3**

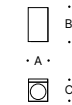
Luminaire colour · BEGA Unidure®

Graphite – article number


Silver – article number + **A**

White – article number + **W**


20-year availability guarantee for LED modules




**Narrow beam downwards**

	LED	PSU	β	A	B	C	AC/DC
 <b>33 579</b>	2.9 W 155 lm	on/off	23°	75	130	95	✓
<b>33 580</b>	5.2 W 305 lm	DALI	24°	110	190	125	✓
<b>33 581</b>	10.0 W 740 lm	DALI	20°	130	230	150	✓
<b>24 582</b>	19.0 W 1605 lm	DALI	16°	150	270	175	✓

**Very narrow beam upwards · Narrow beam downwards**

	LED	PSU	β	A	B	C	AC/DC
 <b>24 594</b>	4.9 W 275 lm	on/off	13/20°	75	130	95	✓
<b>24 595</b>	10.0 W 410 lm	DALI	12/16°	110	190	125	✓
<b>24 596</b>	18.0 W 1040 lm	DALI	9/20°	130	230	150	✓
<b>24 597</b>	35.5 W 2090 lm	DALI	9/16°	150	270	175	✓

**Narrow beam upwards and downwards**

	LED	PSU	β	A	B	C	AC/DC
 <b>33 590</b>	4.9 W 290 lm	on/off	23°	75	130	95	✓
<b>33 591</b>	10.0 W 620 lm	DALI	24°	110	190	125	✓
<b>33 592</b>	18.0 W 1450 lm	DALI	20°	130	230	150	✓
<b>24 593</b>	35.5 W 3245 lm	DALI	16°	150	270	175	✓

Please refer to the technical planning data for planning and installation. The current values for LED service life, luminous flux, maximum ambient temperature and information about the use of BEGA Thermal Management® are readily available in the instructions for use and data sheets on our website.



**Wall luminaires**

Light emission on one side

Protection class IP 65  
 Cast aluminium and aluminium · Safety glass  
 Reflector surface made of pure aluminium · BEGA Constant Optics®  
 on/off or DALI controllable power supply units · BEGA Thermal Management®

The luminaires can be installed in any burning position.  
 These luminaires emit no light into the upper half-space of the luminaires when mounted with the light emission downwards.

LED colour temperature: 3000K – article number + **K3** or 4000K – article number + **K4**

Luminaire colour · BEGA Unidure®

Graphite – article number

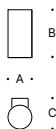
Silver – article number + **A**

White – article number + **W**

20-year availability guarantee for LED modules




Page 35



**Narrow beam**

	LED	PSU	$\beta$	A	B	C	AC/DC
 <b>24 724</b>	5.0 W	185 lm	on/off	22°	80	160	105 ✓
<b>24 725</b>	10.0 W	490 lm	on/off	12°	115	195	155 ✓
<b>24 726</b>	20.5 W	950 lm	DALI	14°	145	245	190 ✓

**Very wide beam**

	LED	PSU	$\beta$	A	B	C	AC/DC
 <b>24 727</b>	5.0 W	485 lm	on/off	70°	80	160	105 ✓
<b>24 728</b>	10.0 W	1045 lm	on/off	72°	115	195	155 ✓
<b>24 732</b>	20.5 W	2125 lm	DALI	70°	145	245	190 ✓

**Wall luminaires**

Light emission on two sides

Protection class IP 65  
 Cast aluminium and aluminium · Safety glass  
 Reflector surface made of pure aluminium · BEGA Constant Optics®  
 on/off or DALI controllable power supply units · BEGA Thermal Management®

The luminaires can be installed in any burning position.

LED colour temperature: 3000K – article number + **K3** or 4000K – article number + **K4**

Luminaire colour · BEGA Unidure®

Graphite – article number

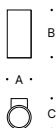
Silver – article number + **A**

White – article number + **W**

20-year availability guarantee for LED modules



Page 35




**Narrow beam · Narrow beam**

	LED	PSU	$\beta$	A	B	C	AC/DC
 <b>24 517</b>	9.0 W	370 lm	on/off	22°	80	160	105 ✓
<b>24 536</b>	19.0 W	980 lm	on/off	12°	115	195	155 ✓
<b>24 537</b>	39.0 W	1895 lm	DALI	14°	145	245	190 ✓

**Very wide beam · Very wide beam**

	LED	PSU	$\beta$	A	B	C	AC/DC
 <b>24 518</b>	9.0 W	970 lm	on/off	70°	80	160	105 ✓
<b>24 480</b>	19.0 W	2090 lm	on/off	72°	115	195	155 ✓
<b>24 481</b>	39.0 W	4250 lm	DALI	70°	145	245	190 ✓

**Narrow beam · Very wide beam**

	LED	PSU	$\beta$	A	B	C	AC/DC
 <b>24 519</b>	9.0 W	675 lm	on/off	22°/70°	80	160	105 ✓
<b>24 515</b>	19.0 W	1535 lm	on/off	12°/72°	115	195	155 ✓
<b>24 516</b>	39.0 W	3065 lm	DALI	14°/70°	145	245	190 ✓



**Wall luminaires**

Light emission on one side

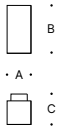
Protection class IP 65  
 Cast aluminium and aluminium · Safety glass  
 Reflector surface made of pure aluminium · BEGA Constant Optics®  
 on/off or DALI controllable power supply units · BEGA Thermal Management®

The luminaires can be installed in any burning position.  
 These luminaires emit no light into the upper half-space of the luminaires when mounted with the light emission downwards.


LED colour temperature: 3000K – article number + **K3** or 4000K – article number + **K4**

Luminaire colour · BEGA Unidure®  
 Graphite – article number  
 Silver – article number + **A**  
 White – article number + **W**


20-year availability guarantee for LED modules



**Narrow beam**

	LED	PSU	$\beta$	A	B	C	AC/DC
	<b>24 733</b>	5.0 W 185 lm	on/off	22°	80	160	105 ✓
	<b>24 734</b>	10.0 W 490 lm	on/off	12°	115	195	155 ✓
	<b>24 735</b>	20.5 W 950 lm	DALI	14°	145	245	190 ✓

**Very wide beam**

	LED	PSU	$\beta$	A	B	C	AC/DC
	<b>24 736</b>	5.0 W 485 lm	on/off	70°	80	160	105 ✓
	<b>24 737</b>	10.0 W 1045 lm	on/off	72°	115	195	155 ✓
	<b>24 738</b>	20.5 W 2125 lm	DALI	70°	145	245	190 ✓



Page 35

**Wall luminaires**

Light emission on two sides

Protection class IP 65  
 Cast aluminium and aluminium · Safety glass  
 Reflector surface made of pure aluminium · BEGA Constant Optics®  
 on/off or DALI controllable power supply units · BEGA Thermal Management®

The luminaires can be installed in any burning position.


LED colour temperature: 3000K – article number + **K3** or 4000K – article number + **K4**

Luminaire colour · BEGA Unidure®  
 Graphite – article number  
 Silver – article number + **A**  
 White – article number + **W**

20-year availability guarantee for LED modules




**Narrow beam · Narrow beam**

	LED	PSU	$\beta$	A	B	C	AC/DC
	<b>24 613</b>	9.0 W 370 lm	on/off	22°	80	160	105 ✓
	<b>24 616</b>	19.0 W 980 lm	on/off	12°	115	195	155 ✓
	<b>24 619</b>	39.0 W 1895 lm	DALI	14°	145	245	190 ✓

**Very wide beam · Very wide beam**

	LED	PSU	$\beta$	A	B	C	AC/DC
	<b>24 614</b>	9.0 W 970 lm	on/off	70°	80	160	105 ✓
	<b>24 617</b>	19.0 W 2090 lm	on/off	72°	115	195	155 ✓
	<b>24 620</b>	39.0 W 4250 lm	DALI	70°	145	245	190 ✓


**Narrow beam · Very wide beam**

	LED	PSU	$\beta$	A	B	C	AC/DC
	<b>24 615</b>	9.0 W 675 lm	on/off	22°/70°	80	160	105 ✓
	<b>24 618</b>	19.0 W 1535 lm	on/off	12°/72°	115	195	155 ✓
	<b>24 621</b>	39.0 W 3065 lm	DALI	14°/70°	145	245	190 ✓



Page 35

Please refer to the technical planning data for planning and installation. The current values for LED service life, luminous flux, maximum ambient temperature and information about the use of BEGA Thermal Management® are readily available in the instructions for use and data sheets on our website.



**Wall luminaires**

Light emission on one or two sides

Protection class IP 64

Cast aluminium and aluminium · Crystal glass, inside white  
on/off or DALI controllable power supply units  
BEGA Thermal Management®

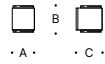
The luminaires with light emission on one side  
must be mounted with the light emission directed downwards.  
LED colour temperature: 3000K – article number + **K3**

Luminaire colour · BEGA Unidure®

Graphite – article number

Silver – article number + **A**

20-year availability guarantee for LED modules



Light emission **on one side** · Fig. on the left

	LED		PSU	A	B	C	AC/DC
<b>33 405</b>	4.9 W	215 lm	on/off	90	110	110	✓
<b>33 449</b>	10.0 W	515 lm	on/off	120	140	140	✓

Light emission **on two sides** · Fig. on the right

	LED		PSU	A	B	C	AC/DC
<b>33 505</b>	6.9 W	365 lm	on/off	90	120	110	✓
<b>33 549</b>	19.0 W	940 lm	DALI	120	150	140	✓



**Wall luminaires**

Light emission on one or two sides

Protection class IP 65

Cast aluminium and aluminium · Safety glass

BEGA Ultimate Driver® · on/off · BEGA Thermal Management®

The luminaires can be mounted in any burning position.

These luminaires emit no light into the upper half-space of the luminaires when mounted with the light emission downwards.

LED colour temperature: 3000K – article number + **K3** or 4000K – article number + **K4**

Luminaire colour · BEGA Unidure®

Graphite – article number

Silver – article number + **A**


White – article number + **W**

20-year availability guarantee for LED modules



Light emission on one side							
	LED	PSU	A	B	C	AC/DC	
<b>24 471</b>	4.9 W	230 lm	on/off	200	55	120	✓
<b>24 472</b>	6.8 W	425 lm	on/off	300	55	120	✓

Light emission on two sides							
	LED	PSU	A	B	C	AC/DC	
<b>24 473</b>	4.9 W	310 lm	on/off	200	55	120	✓
<b>24 474</b>	6.8 W	515 lm	on/off	300	55	120	✓



**Wall luminaires**

Light emission on two sides

Protection class IP 65

Cast aluminium and aluminium · Safety glass

BEGA Ultimate Driver® · on/off · BEGA Thermal Management®

LED colour temperature: 3000K – article number + **K3** or 4000K – article number + **K4**

Luminaire colour · BEGA Unidure®

Graphite – article number


Silver – article number + **A**

White – article number + **W**


20-year availability guarantee for LED modules



Light emission on two sides							
	LED	PSU	A	B	C	AC/DC	
<b>24 469</b>	4.9 W	280 lm	on/off	200	55	120	✓
<b>24 470</b>	6.8 W	570 lm	on/off	300	55	140	✓



Please refer to the technical planning data for planning and installation. The current values for LED service life, luminous flux, maximum ambient temperature and information about the use of BEGA Thermal Management® are readily available in the instructions for use and data sheets on our website.



**Light Brick – Lichtbaustein® · Ceiling and wall luminaires**

Protection class IP 65  
 Cast aluminium, aluminium and stainless steel · Opal glass  
 on/off or DALI controllable power supply units  
 BEGA Thermal Management®


LED colour temperature: 3000K – article number + **K3** or 4000K – article number + **K4**

Luminaire colour · BEGA Unidure® · Graphite

20-year availability guarantee for LED modules



	LED		PSU	A	B	AC/DC
<b>24 711</b>	10.0 W	995 lm	on/off	210×210	100	✓
<b>24 712</b>	16.0 W	1600 lm	on/off	280×280	100	✓
<b>24 713</b>	25.6 W	3135 lm	on/off	320×320	105	✓
<b>24 520</b>	12.5 W	1410 lm	DALI	210×210	100	✓
<b>24 521</b>	21.5 W	2190 lm	DALI	280×280	100	✓
<b>24 522</b>	38.5 W	4530 lm	DALI	320×320	105	✓



**Ceiling, wall and pillar luminaires**

Unshielded light

Protection class IP 65  
 Cast aluminium and aluminium · Crystal glass, inside white

Luminaires with LED module: BEGA Ultimate Driver® · on/off  
 BEGA Thermal Management®

LED colour temperature: 3000K – article number + **K3** or 4000K – article number + **K4**

The luminaires with E 27 screw base are supplied with the number of matching LED lamps specified in the table.

LED lamps · Colour temperature 3000K

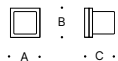
Technical data for BEGA LED lamps can be found on Page 342.

Luminaire colour · BEGA Unidure®

Graphite – article number

Silver – article number + **A**

20-year availability guarantee for LED modules



	LED		PSU	A	B	C	AC/DC
<b>22 432</b>	4.0 W	305 lm	on/off	120	120	135	✓
<b>22 439</b>	4.8 W	500 lm	on/off	160	160	175	✓
	LED lamp included		Base	A	B	C	AC/DC
<b>22 444</b>	1×7.0 W	550 lm	E 27	160	160	175	—

**Ceiling, wall and pillar luminaires**

Shielded light

Protection class IP 65

Cast aluminium and aluminium · Crystal glass, inside white

Luminaires with LED module: BEGA Ultimate Driver® on/off

BEGA Thermal Management®

LED colour temperature: 3000K – article number + **K3** or 4000K – article number + **K4**

The luminaires with E 27 screw base are supplied with the number of matching LED lamps specified in the table.

LED lamps · Colour temperature 3000K

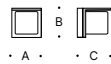
Technical data for BEGA LED lamps can be found on Page 342.

Luminaire colour · BEGA Unidure®

Graphite – article number


Silver – article number + **A**

20-year availability guarantee for LED modules



	LED		PSU	A	B	C	AC/DC
<b>33 327</b>	4.0 W	240 lm	on/off	120	120	145	✓
<b>33 328</b>	4.9 W	410 lm	on/off	160	160	180	✓
	LED lamp included		Base				
<b>24 199</b>	1 × 7.0 W	375 lm	E 27	160	160	180	—

Page 45



**Impact-resistant ceiling, wall and pillar luminaires**

Protection class IP 65

Cast aluminium and aluminium · Crystal glass, inside white

Luminaires with LED module: BEGA Ultimate Driver® on/off

BEGA Thermal Management®

LED colour temperature: 3000K – article number + **K3** or 4000K – article number + **K4**

The luminaires with E 27 screw base are supplied with the number of matching LED lamps specified in the table.

LED lamps · Colour temperature 3000K

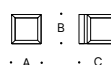
Technical data for BEGA LED lamps can be found on Page 342.

Luminaire colour · BEGA Unidure®

Graphite – article number


Silver – article number + **A**

20-year availability guarantee for LED modules



With safety guard							
	LED		PSU	A	B	C	AC/DC
<b>22 423</b>	4.0 W	310 lm	on/off	120	120	160	✓
<b>22 453</b>	4.8 W	385 lm	on/off	160	160	205	✓
	LED lamp included		Base				
<b>22 633</b>	1 × 7.0 W	380 lm	E 27	160	160	205	—

Page 45



Please refer to the technical planning data for planning and installation. The current values for LED service life, luminous flux, maximum ambient temperature and information about the use of BEGA Thermal Management® are readily available in the instructions for use and data sheets on our website.



**Wall luminaires**  
Shielded light

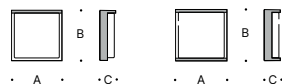
Protection class IP 65  
Cast aluminium and aluminium · Crystal glass, inside white  
on/off power supply units · BEGA Thermal Management®

The luminaires can be installed in any burning position.

LED colour temperature: 3000K – article number + **K3** or 4000K – article number + **K4**

Luminaire colour · BEGA Unidure®  
Graphite – article number  
Silver – article number + **A**

20-year availability guarantee for LED modules



**Shielded on one side** · Fig. on the left

	LED	PSU	A	B	C	AC/DC	
<b>24 132</b>	6.6 W	575 lm	on/off	180	180	70	✓
<b>24 070</b>	13.5 W	1015 lm	on/off	240	240	85	✓

**Shielded on two sides** · Fig. on the right

	LED	PSU	A	B	C	AC/DC	
<b>24 133</b>	6.7 W	540 lm	on/off	180	180	70	✓
<b>24 071</b>	13.5 W	935 lm	on/off	240	240	85	✓



**Wall luminaires**  
Shielded light


Protection class IP 65  
Cast aluminium and aluminium · Crystal glass, inside white  
BEGA Ultimate Driver® · on/off · BEGA Thermal Management®

The luminaires can be installed in any burning position.

LED colour temperature: 3000K – article number + **K3** or 4000K – article number + **K4**

Luminaire colour · BEGA Unidure®  
Graphite – article number  
Silver – article number + **A**

20-year availability guarantee for LED modules



**Shielded on one side** · Fig. on the left

	LED	PSU	A	B	C	AC/DC	
<b>24 335</b>	4.0 W	345 lm	on/off	100	180	70	✓
<b>24 336</b>	6.8 W	680 lm	on/off	120	240	85	✓
<b>24 337</b>	9.8 W	1010 lm	on/off	130	280	85	✓

**Shielded on two sides** · Fig. on the right

	LED	PSU	A	B	C	AC/DC	
<b>24 341</b>	4.0 W	325 lm	on/off	100	180	70	✓
<b>24 342</b>	6.8 W	640 lm	on/off	120	240	85	✓
<b>24 343</b>	9.8 W	965 lm	on/off	130	280	85	✓



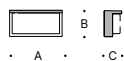
**Wall luminaires**  
Shielded light

Protection class IP 65  
Cast aluminium and aluminium · Crystal glass, inside white  
BEGA Ultimate Driver® · on/off · BEGA Thermal Management®

LED colour temperature: 3000K – article number + **K3** or 4000K – article number + **K4**

Luminaire colour · BEGA Unidure®  
Graphite – article number  
Silver – article number + **A**

20-year availability guarantee for LED modules



	LED	PSU	A	B	C	AC/DC	
<b>24 338</b>	4.0 W	300 lm	on/off	180	100	70	✓
<b>24 339</b>	6.8 W	610 lm	on/off	240	120	85	✓
<b>24 340</b>	9.8 W	910 lm	on/off	280	130	85	✓



**Ceiling and wall luminaires**

Protection class IP 65  
 Cast aluminium · Crystal glass, inside white  
 on/off or DALI controllable power supply units  
 BEGA Thermal Management®  
 LED colour temperature: 3000K – article number + **K3** or 4000K – article number + **K4**  
 Luminaire colour · BEGA Unidure®  
 Graphite – article number  
 Silver – article number + **A**  
 20-year availability guarantee for LED modules



	LED		PSU	A	B	AC/DC
<b>24 037</b>	1.6 W	110 lm	on/off	105	55	—
<b>33 534</b>	3.9 W	335 lm	on/off	160	65	✓
<b>33 535</b>	5.8 W	610 lm	on/off	215	70	✓
<b>33 523</b>	11.7 W	1055 lm	DALI	265	80	✓
<b>24 394</b>	27.2 W	2610 lm	DALI	350	95	✓



Emergency lighting luminaires with single emergency lighting battery of this series can be found at [bega.com/emergency-lighting](http://bega.com/emergency-lighting)



Page 49

**Impact-resistant ceiling and wall luminaires**

Protection class IP 65  
 Cast aluminium · Crystal glass, inside white  
 on/off or DALI controllable power supply units  
 BEGA Thermal Management®  
 LED colour temperature: 3000K – article number + **K3** or 4000K – article number + **K4**  
 Luminaire colour · BEGA Unidure®  
 Graphite – article number  
 Silver – article number + **A**  
 20-year availability guarantee for LED modules



	LED		PSU	A	B	AC/DC
<b>33 502</b>	3.9 W	260 lm	on/off	160	75	✓
<b>33 503</b>	5.8 W	440 lm	on/off	215	80	✓
<b>33 504</b>	11.7 W	730 lm	DALI	265	90	✓



Page 49

**Ceiling and wall luminaires**

Shielded light  
 Protection class IP 65  
 Cast aluminium · Crystal glass, inside white  
 on/off or DALI controllable power supply units  
 BEGA Thermal Management®  
 LED colour temperature: 3000K – article number + **K3** or 4000K – article number + **K4**  
 Luminaire colour · BEGA Unidure®  
 Graphite – article number  
 Silver – article number + **A**  
 20-year availability guarantee for LED modules




	LED		PSU	A	B	AC/DC
<b>24 036</b>	1.6 W	90 lm	on/off	105	80	—
<b>33 507</b>	3.9 W	255 lm	on/off	160	100	✓
<b>33 508</b>	5.8 W	530 lm	on/off	215	115	✓
<b>33 509</b>	11.7 W	935 lm	DALI	265	120	✓
<b>24 395</b>	27.2 W	2360 lm	DALI	350	100	✓



Page 49

Please refer to the technical planning data for planning and installation. The current values for LED service life, luminous flux, maximum ambient temperature and information about the use of BEGA Thermal Management® are readily available in the instructions for use and data sheets on our website.



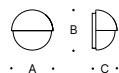
**Wall luminaires**

Protection class IP 44  
 Cast aluminium, aluminium and stainless steel · Opal glass  
 24 023 BEGA AC module · 24 024 BEGA phase-dimmable AC module  
 BEGA Thermal Management®  
 LED colour temperature: 3000 K – article number + **K3**


The luminaires with E 27 screw base are supplied with the number of matching LED lamps specified in the table.  
 LED lamps · Colour temperature 3000K  
 Technical data for BEGA LED lamps can be found on Page 342.

Luminaire colour · BEGA Unidure®  
 Graphite – article number  
 White – article number + **W**

20-year availability guarantee for LED modules



LED				A	B	C
<b>24 023</b>	7.4 W	280 lm	AC module	220	210	130
<b>24 024</b>	14.0 W	705 lm	AC module	270	260	155
LED lamp included		Base		A	B	C
<b>33 047</b>	1× 7.0 W	180 lm	E 27	220	210	130
<b>33 147</b>	1× 12.0 W	540 lm	E 27	270	260	155



**Wall luminaires**

Shielded light  
 Protection class IP 65  
 Cast aluminium and aluminium · Hand-blown opal glass  
 BEGA Ultimate Driver® · on/off or DALI controllable  
 BEGA Thermal Management®

LED colour temperature: 3000 K – article number + **K3**

Luminaire colour · BEGA Unidure®  
 Graphite – article number  
 Bronze – article number + **B**

20-year availability guarantee for LED modules



LED		PSU		A	B	C	AC/DC
<b>31 053</b>	9.0 W	815 lm	on/off	270	260	110	✓
<b>31 054</b>	16.3 W	1310 lm	DALI	320	310	135	✓

**Ceiling and wall luminaires**

Unshielded light

Protection class IP 65

Cast aluminium · Synthetic cover, inside white  
on/off power supply units · BEGA Thermal Management®

LED colour temperature: 3000K – article number + **K3**

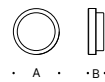
On request, the luminaires of this series are also available with weatherproof numbers, symbols or labelling.

Luminaire colour · BEGA Unidure®

Graphite – article number

Silver – article number + **A**

20-year availability guarantee for LED modules



	LED		PSU	A	B	AC/DC
<b>24 774</b>	8.0 W	525 lm	on/off	200	80	✓
<b>24 775</b>	13.8 W	910 lm	on/off	260	80	✓

**Wall luminaires**

Light shielded to the top

Protection class IP 65

Cast aluminium · Synthetic cover, inside white  
on/off power supply units · BEGA Thermal Management®

LED colour temperature: 3000K – article number + **K3**

On request, the luminaires of this series are also available with weatherproof numbers, symbols or labelling.

Luminaire colour · BEGA Unidure®

Graphite – article number

Silver – article number + **A**

20-year availability guarantee for LED modules



	LED		PSU	A	B	AC/DC
<b>24 862</b>	8.0 W	390 lm	on/off	200	90	✓
<b>24 863</b>	13.8 W	750 lm	on/off	260	90	✓

Please refer to the technical planning data for planning and installation. The current values for LED service life, luminous flux, maximum ambient temperature and information about the use of BEGA Thermal Management® are readily available in the instructions for use and data sheets on our website.



**Wall luminaires**

Protection class IP 65  
 Cast aluminium and aluminium · Crystal glass, inside white  
 33 601 BEGA Ultimate Driver® · on/off  
 33602 Power supply unit DALI controllable  
 BEGA Thermal Management®  
 LED colour temperature: 3000K – article number + **K3** or 4000K – article number + **K4**  
 Luminaire colour · BEGA Unidure®  
 Graphite – article number  
 Silver – article number + **A**  
 20-year availability guarantee for LED modules



	LED		PSU	A	B	C	AC/DC
<b>33 601</b>	6.7 W	640 lm	on/off	170	170	70	✓
<b>33 602</b>	13.3 W	1185 lm	DALI	240	240	75	✓



**Wall luminaire**

Protection class IP 65  
 Cast aluminium and aluminium · Crystal glass, inside white  
 BEGA Ultimate Driver® · on/off  
 BEGA Thermal Management®  
 LED colour temperature: 3000K – article number + **K3** or 4000K – article number + **K4**  
 Luminaire colour · BEGA Unidure®  
 Graphite – article number  
 Silver – article number + **A**  
 20-year availability guarantee for LED modules



	LED		PSU	A	B	C	AC/DC
<b>33 604</b>	4.9 W	365 lm	on/off	120	240	75	✓

**Ceiling and wall luminaires**

Unshielded light

Protection class IP 65

Cast aluminium · Synthetic cover, inside white  
on/off power supply units · BEGA Thermal Management®

LED colour temperature: 3000K – article number + **K3**

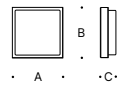
On request, the luminaires of this series are also available with weatherproof numbers, symbols or labelling.

Luminaire colour · BEGA Unidure®

Graphite – article number

Silver – article number + **A**

20-year availability guarantee for LED modules



	LED		PSU	A	B	C	AC/DC
<b>24 769</b>	7.8 W	540 lm	on/off	220	220	80	✓
<b>24 770</b>	13.5 W	1165 lm	on/off	270	270	80	✓



Page 61

**Wall luminaires**

Light shielded to the top

Protection class IP 65

Cast aluminium · Synthetic cover, inside white  
on/off power supply units · BEGA Thermal Management®

LED colour temperature: 3000K – article number + **K3**

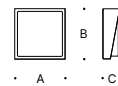
On request, the luminaires of this series are also available with weatherproof numbers, symbols or labelling.

Luminaire colour · BEGA Unidure®

Graphite – article number

Silver – article number + **A**

20-year availability guarantee for LED modules



	LED		PSU	A	B	C	AC/DC
<b>24 856</b>	7.8 W	400 lm	on/off	220	220	90	✓
<b>24 857</b>	13.5 W	960 lm	on/off	270	270	90	✓



Page 61



**House number luminaires**

with built-in twilight switch

Protection class IP 65

Cast aluminium, aluminium and stainless steel · Crystal glass, inside white

33 787 with one to two-digit numbers · Height 75 mm

33 788 with one to two-digit numbers · Height 120 mm

or three-digit numbers · Height 75 mm

The weatherproof numbers in this series are included in the scope of delivery.

BEGA Ultimate Driver® · on/off · BEGA Thermal Management®

LED colour temperature: 3000K – article number + **K3**

Luminaire colour · BEGA Unidure®

Graphite – article number

Silver – article number + **A**

20-year availability guarantee for LED modules



	LED		PSU	A	B	C
<b>33 787</b>	6.5 W	115 lm	on/off	210	210	80
<b>33 788</b>	8.5 W	180 lm	on/off	260	260	90



**Light Brick – Lichtbaustein® · House number luminaires**

Protection class IP 44

Cast aluminium and stainless steel · Opal glass

Luminaires with one to two-digit numbers · Height 120 mm

The weatherproof numbers in this series are included in the scope of delivery.

Luminaires with LED module: BEGA AC module · BEGA Thermal Management®

LED colour temperature: 3000K – article number + **K3**

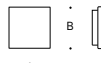
The luminaires with E 27 screw base are supplied with the number of matching LED lamps specified in the table.

LED lamps · Colour temperature 3000K

Technical data for BEGA LED lamps can be found on Page 342.

Luminaire colour · BEGA Unidure® · Graphite

20-year availability guarantee for LED modules



	LED			A	B	C
<b>37 700</b>	10.0 W	675 lm	AC module	210	210	115
	LED lamp included		Base			
<b>33 768</b>	1 × 8.0 W	530 lm	E 27	210	210	115





**House number luminaires**

Optionally available with twilight switch

Protection class IP 65  
 Cast aluminium and aluminium · Safety glass  
 Luminaires with one to three-digit numbers · Height 100 mm  
 The weatherproof numbers in this series are included in the scope of delivery.

BEGA Ultimate Driver · on/off  
 BEGA Thermal Management®  
 LED colour temperature: 3000K – article number + **K3**

Luminaire colour · BEGA Unidure®  
 Graphite – article number  
 Silver – article number + **A**

20-year availability guarantee for LED modules



House number luminaire						
	LED		PSU	A	B	C
<b>24 455</b>	2.5 W	75 lm	on/off	225	160	65

House number luminaire · With twilight switch						
	LED		PSU	A	B	C
<b>24 691</b>	3.5 W	75 lm	on/off	225	160	65

Page 63



**House number luminaires with additional light emission downwards**

Optionally available with twilight switch

Protection class IP 65  
 Cast aluminium and aluminium · Safety glass  
 Luminaires with one to three-digit numbers · Height 100 mm  
 The weatherproof numbers in this series are included in the scope of delivery.  
 24 606: Twilight switch adjustable from 5 to 100 lx

on/off or DALI controllable power supply units  
 BEGA Thermal Management®  
 LED colour temperature: 3000K – article number + **K3**

Luminaire colour · BEGA Unidure®  
 Graphite – article number  
 Silver – article number + **A**

20-year availability guarantee for LED modules



House number luminaires · Additional light emission downwards						
	LED		PSU	A	B	C
<b>24 457</b>	9.3 W	970 lm	on/off	225	160	65
<b>24 456</b>	10.0 W	960 lm	DALI	225	160	65

House number luminaire · Additional light emission downwards · With twilight switch						
	LED		PSU	A	B	C
<b>24 606</b>	10.0 W	970 lm	on/off	225	160	65

Page 63





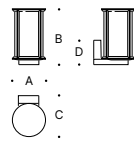
**Wall luminaires**

Protection class IP 65  
 Cast aluminium, aluminium  
 Borosilicate glass and white synthetic cover  
 BEGA Ultimate Driver® · on/off  
 BEGA Thermal Management®

LED colour temperature: 3000 K – article number + **K3**

Luminaire colour · BEGA Unidure®  
 Graphite – article number  
 Bronze – article number + **B**

20-year availability guarantee for LED modules



**Round · Synthetic cover top and bottom · Fig. left**

	LED	PSU	A	B	C	D	AC/DC	
<b>31 076</b>	9.0 W	815 lm	on/off	165	275	200	120×100	✓

**Round · Cylindrical synthetic cover throughout · Fig. right**

	LED	PSU	A	B	C	D	AC/DC	
<b>31 071</b>	10.8 W	895 lm	on/off	165	275	200	120×100	✓



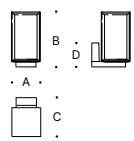
**Wall luminaires**

Protection class IP 65  
 Cast aluminium and aluminium  
 Safety glass and white synthetic cover  
 BEGA Ultimate Driver® · on/off  
 BEGA Thermal Management®

LED colour temperature: 3000 K – article number + **K3**

Luminaire colour · BEGA Unidure®  
 Graphite – article number  
 Bronze – article number + **B**

20-year availability guarantee for LED modules



**Square · Synthetic cover top and bottom · Fig. left**

	LED	PSU	A	B	C	D	AC/DC	
<b>31 079</b>	9.0 W	810 lm	on/off	145×145	275	195	120×100	✓

**Square · Cylindrical synthetic cover throughout · Fig. right**

	LED	PSU	A	B	C	D	AC/DC	
<b>31 072</b>	10.8 W	915 lm	on/off	145×145	275	195	120×100	✓



**Wall luminaire**

Protection class IP 65  
 Cast aluminium and aluminium · Opal glass with thread  
 BEGA Ultimate Driver® · on/off · BEGA Thermal Management®  
 LED colour temperature: 3000K – article number + **K3**  
 Luminaire colour · BEGA Unidure®  
 Graphite – article number  
 Silver – article number + **A**  
 20-year availability guarantee for LED modules



Wall luminaire							
	LED		PSU	A	B	C	AC/DC
<b>24 849</b>	5.7 W	525 lm	on/off	110	245	150	✓



Page 65

**Battery-powered table lamp**

Shielded light, directed downwards



Protection class IP 54  
 Cast aluminium · Translucent synthetic cover  
 Integrated lithium ion battery · USB-C charging port  
 Dimmable in 4 stages 25% · 50% · 75% · 100%  
 12 hours light operation at 100%  
 These luminaires emit less than 1% of the light into the upper half-space of the luminaires.

LED colour temperature: 2700K – article number + **K27**

Luminaire colour · BEGA Unidure®  
 Graphite – article number  
 White – article number + **W**

20-year availability guarantee for LED modules



		LED		Ø	H
<b>24 866</b>	Rounded	2.0 W	180 lm	150	220




		LED		Ø	H
<b>24 867</b>	Flat	2.0 W	180 lm	150	220



Page 71

Please refer to the technical planning data for planning and installation. The current values for LED service life, luminous flux, maximum ambient temperature and information about the use of BEGA Thermal Management® are readily available in the instructions for use and data sheets on our website.



Page 75

**Garden and pathway luminaires**

Flat beam light, directed downwards

Protection class IP 65  
 Cast aluminium and aluminium · Safety glass · Accoya® wood  
 Reflector made of pure anodised aluminium · BEGA Constant Optics®  
 BEGA Ultimate Driver® · on/off · BEGA Thermal Management®  
 These luminaires emit less than 1% of the light into the upper half-space of the luminaires.

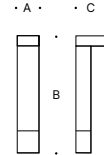
The luminaires are suitable for through-wiring.

Please order the luminaires with either an anchorage unit or a screw-on base.  
 We explain the installation options on Page 278 or on our website at bega.com.

LED colour temperature: 3000K – article number + **K3**

Luminaire colour · BEGA Unidure®  
 Graphite – article number  
 Silver – article number + **A**

20-year availability guarantee for LED modules



	LED	PSU	Connection	A	B	C	
<b>84 480</b> with anchorage unit	5.3 W	370 lm	on/off	Terminals 5 × 4 <sup>□</sup>	130	725	195
<b>84 499</b> with screw-on base	5.3 W	370 lm	on/off	Terminals 5 × 4 <sup>□</sup>	130	725	195



Page 77

**Garden and pathway luminaires**

Flat beam light, directed downwards

Protection class IP 65  
 Cast aluminium and aluminium · Safety glass  
 BEGA Ultimate Driver® · on/off  
 These luminaires emit less than 1% of the light into the upper half-space of the luminaires.

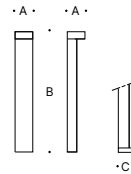
The luminaires are suitable for through-wiring.

Please order the luminaires with either an anchorage unit or a screw-on base.  
 We explain the installation options on Page 278 or on our website at bega.com.

LED colour temperature: 3000K – article number + **K3**

Luminaire colour · BEGA Unidure®  
 Graphite – article number  
 Silver – article number + **A**

20-year availability guarantee for LED modules



	LED	PSU	Connection	A	B	C	
<b>77 263</b> with anchorage unit	2.7 W	165 lm	on/off	Terminals 3 × 4 <sup>□</sup>	110	685	—
<b>77 264</b> with screw-on base	2.7 W	165 lm	on/off	Terminals 3 × 4 <sup>□</sup>	110	700	110



Page 77

**Garden and pathway luminaires**

Symmetrical light, directed downwards

Protection class IP 64  
 Cast aluminium and aluminium · Safety glass  
 Reflector made of pure anodised aluminium · BEGA Constant Optics®  
 BEGA Ultimate Driver® · on/off  
 These luminaires emit less than 1% of the light into the upper half-space of the luminaires.

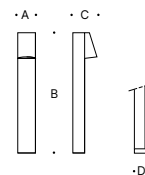
The luminaires are suitable for through-wiring.

Please order the luminaires with either an anchorage unit or a screw-on base.  
 The installation options are explained on Page 278 or on our website at bega.com.

LED colour temperature: 3000K – article number + **K3**

Luminaire colour · BEGA Unidure®  
 Graphite – article number  
 Silver – article number + **A**

20-year availability guarantee for LED modules



	LED	PSU	Connection	A	B	C	D
<b>77 239</b> with anchorage unit	2.5 W	145 lm	on/off	Terminals 3 × 4 <sup>□</sup>	75	685	125
<b>77 249</b> with screw-on base	2.5 W	145 lm	on/off	Terminals 3 × 4 <sup>□</sup>	75	700	125



**Garden and pathway luminaires**

Flat beam light, directed downwards

Protection class IP 65  
 Cast aluminium and aluminium · Safety glass · Accoya® wood  
 Reflector made of pure anodised aluminium · BEGA Constant Optics®  
 BEGA Ultimate Driver® · on/off · BEGA Thermal Management®  
 These luminaires emit less than 1% of the light into the upper half-space of the luminaires.

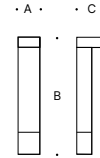
The luminaires are suitable for through-wiring.

Please order the luminaires with either an anchorage unit or a screw-on base.  
 The installation options are explained on Page 278 or on our website at bega.com.

LED colour temperature: 3000K – article number + **K3**

Luminaire colour · BEGA Unidure®  
 Graphite – article number  
 Silver – article number + **A**

20-year availability guarantee for LED modules



		LED	PSU	Connection	A	B	C	
<b>84 479</b>	with anchorage unit	5.3 W	370 lm	on/off	Terminals 5 × 4 <sup>□</sup>	130	725	180
<b>84 498</b>	with screw-on base	5.3 W	370 lm	on/off	Terminals 5 × 4 <sup>□</sup>	130	725	180



**Garden and pathway luminaires**

Flat beam light, directed downwards

Protection class IP 65  
 Cast aluminium and aluminium · Safety glass  
 Reflector made of pure anodised aluminium · BEGA Constant Optics®  
 BEGA Ultimate Driver® · on/off  
 BEGA Thermal Management®  
 These luminaires emit less than 1% of the light into the upper half-space of the luminaires.

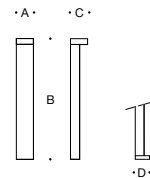
The luminaires are suitable for through-wiring.

Please order the luminaires with either an anchorage unit or a screw-on base.  
 The installation options are explained on Page 278 or on our website at bega.com.

LED colour temperature: 3000K – article number + **K3**

Luminaire colour · BEGA Unidure®  
 Graphite – article number  
 Silver – article number + **A**

20-year availability guarantee for LED modules



		LED	PSU	Connection	A	B	C	D
<b>84 218</b>	with anchorage unit	4.9 W	330 lm	on/off	Terminals 3 × 4 <sup>□</sup>	110	700	110
<b>84 228</b>	with screw-on base	4.9 W	330 lm	on/off	Terminals 3 × 4 <sup>□</sup>	110	700	110



**Garden and pathway luminaires**

Flat beam light, directed downwards

Protection class IP 64  
 Cast aluminium and aluminium · Safety glass  
 BEGA Ultimate Driver® · on/off  
 These luminaires emit less than 1% of the light into the upper half-space of the luminaires.

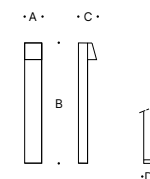
The luminaires are suitable for through-wiring.

Please order the luminaires with either an anchorage unit or a screw-on base.  
 The installation options are explained on Page 278 or on our website at bega.com.

LED colour temperature: 3000K – article number + **K3**

Luminaire colour · BEGA Unidure®  
 Graphite – article number  
 Silver – article number + **A**

20-year availability guarantee for LED modules



		LED	PSU	Connection	A	B	C	D
<b>77 237</b>	with anchorage unit	2.7 W	155 lm	on/off	Terminals 3 × 4 <sup>□</sup>	90	685	105
<b>77 238</b>	with screw-on base	2.7 W	155 lm	on/off	Terminals 3 × 4 <sup>□</sup>	90	700	65



Please refer to the technical planning data for planning and installation. The current values for LED service life, luminous flux, maximum ambient temperature and information about the use of BEGA Thermal Management® are readily available in the instructions for use and data sheets on our website.



Page 81

**Garden and pathway luminaires**

Symmetrical wide beam light, directed downwards

Protection class IP 65  
 Cast aluminium and aluminium · Synthetic cover with optical texture  
 BEGA Ultimate Driver® · on/off  
 These luminaires emit less than 1% of the light into the upper half-space of the luminaires.

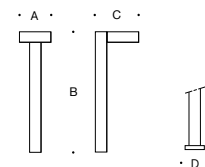
The luminaires are suitable for through-wiring.

Please order the luminaires with either an anchorage unit or a screw-on base.  
 The installation options are explained on Page 278 or on our website at bega.com.

LED colour temperature: 3000K – article number + **K3**

Luminaire colour · BEGA Unidure®  
 Graphite – article number  
 Silver – article number + **A**

20-year availability guarantee for LED modules



		LED	PSU	Connection	A	B	C	D	
<b>77 218</b>	with anchorage unit	4.9 W	365 lm	on/off	Terminals 3 × 4 <sup>□</sup>	160	685	230	—
<b>77 219</b>	with screw-on base	4.9 W	365 lm	on/off	Terminals 3 × 4 <sup>□</sup>	160	700	230	100



Page 81

**Garden and pathway luminaires**

Shielded very wide beam light, directed downwards

Protection class IP 65  
 Cast aluminium and aluminium · Synthetic cover with optical texture  
 BEGA Ultimate Driver® · on/off · BEGA Thermal Management®  
 These luminaires emit less than 1% of the light into the upper half-space of the luminaires.

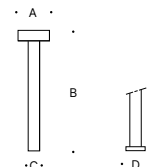
The luminaires are suitable for through-wiring.

Please order the luminaires with either an anchorage unit or a screw-on base.  
 The installation options are explained on Page 278 or on our website at bega.com.

LED colour temperature: 3000K – article number + **K3**

Luminaire colour · BEGA Unidure®  
 Graphite – article number  
 Silver – article number + **A**

20-year availability guarantee for LED modules



		LED	PSU	Connection	A	B	C	D	
<b>77 233</b>	with anchorage unit	4.8 W	155 lm	on/off	Terminals 3 × 4 <sup>□</sup>	160	685	70	—
<b>77 234</b>	with screw-on base	4.8 W	155 lm	on/off	Terminals 3 × 4 <sup>□</sup>	160	695	70	100



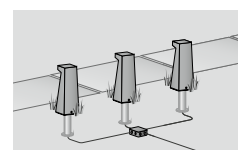
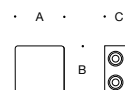
The luminaires in our **Dark Sky** range direct their light onto the surface to be illuminated with high efficiency, while emitting less than 1% of their luminaire luminous flux into the upper half-space of the luminaire.

[bega.com/darksky](http://bega.com/darksky)



**Distribution box for installation in soil**

For the connection of up to 6 luminaires in soil.  
 Protection class IP 68 · Safety class II · Housing made of synthetic material  
 7 cable entries · connection terminal 5 × 4<sup>□</sup>  
 Sealing compound: Cartridge with gel filling  
 After installation, the distribution box must be sealed.



		A	B	C
<b>70 730</b>	Distribution box - 7 cable entries	95	95	55



**Garden and pathway luminaires**  
Shielded light

Protection class IP 65  
Cast aluminium, aluminium and stainless steel · Safety glass  
on/off power supply units · BEGA Thermal Management®  
These luminaires emit less than 1% of the light into the upper half-space of the luminaires.

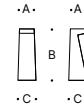
We recommend using a BEGA distribution box if through-wiring to another luminaire is required. For more information about the BEGA distribution box, see Page 274.

Please order the luminaires with either an anchorage unit or a screw-on base. The installation options are explained on Page 278 or on our website at bega.com.

LED colour temperature: 3000K – article number + **K3**

Luminaire colour · BEGA Unidure®  
Graphite – article number  
Silver – article number + **A**

20-year availability guarantee for LED modules



	LED	PSU		A	B	C	
<b>77 276</b>	with anchorage unit	4.9 W	235 lm	on/off	70 × 70	250	90 × 90
<b>77 277</b>	with mounting plate	4.9 W	235 lm	on/off	70 × 70	250	90 × 90
<b>84 108</b>	with anchorage unit	13.6 W	850 lm	on/off	125 × 85	355	150 × 110
<b>84 176</b>	with mounting plate	13.6 W	850 lm	on/off	125 × 85	355	150 × 110



Page 73



**Garden and pathway luminaires**  
Shielded light, directed downwards

Protection class IP 65  
Cast aluminium and aluminium · Safety glass  
BEGA Ultimate Driver® · on/off  
These luminaires emit less than 1% of the light into the upper half-space of the luminaires.

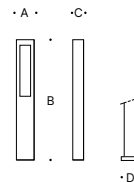
The luminaires are suitable for through-wiring.

Please order the luminaires with either an anchorage unit or a screw-on base. The installation options are explained on Page 278 or on our website at bega.com.

LED colour temperature: 3000K – article number + **K3**

Luminaire colour · BEGA Unidure®  
Graphite – article number  
Silver – article number + **A**

20-year availability guarantee for LED modules



	LED	PSU	Connection	A	B	C	D		
<b>77 265</b>	with anchorage unit	5.2 W	215 lm	on/off	Terminals 3 × 4 <sup>□</sup>	90	700	50	—
<b>77 266</b>	with screw-on base	5.2 W	215 lm	on/off	Terminals 3 × 4 <sup>□</sup>	90	700	50	80



Page 83



**Garden and pathway luminaires**  
Shielded light, directed downwards

Protection class IP 65  
Cast aluminium and aluminium · Safety glass  
BEGA Ultimate Driver® · on/off  
These luminaires emit less than 1% of the light into the upper half-space of the luminaires.

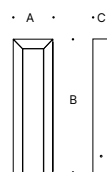
The luminaires are suitable for through-wiring.

Please order the luminaires with either an anchorage unit or a screw-on base. The installation options are explained on Page 278 or on our website at bega.com.

LED colour temperature: 3000K – article number + **K3**

Luminaire colour · BEGA Unidure®  
Graphite – article number  
Silver – article number + **A**

20-year availability guarantee for LED modules



	LED	PSU	Connection	A	B	C		
<b>84 808</b>	with anchorage unit	7.0 W	510 lm	on/off	Terminals 3 × 4 <sup>□</sup>	215	700	90
<b>84 809</b>	with screw-on base	7.0 W	510 lm	on/off	Terminals 3 × 4 <sup>□</sup>	215	700	90



Page 83

Please refer to the technical planning data for planning and installation. The current values for LED service life, luminous flux, maximum ambient temperature and information about the use of BEGA Thermal Management® are readily available in the instructions for use and data sheets on our website.



Page 91

**Garden and pathway luminaires**

Unshielded light

Protection class IP 65  
 Cast aluminium and aluminium · Opal glass with thread  
 BEGA Ultimate Driver® · on/off  
 BEGA Thermal Management®

The luminaires are suitable for through-wiring.

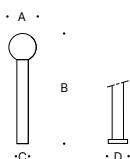
Please order the luminaires with either an anchorage unit or a screw-on base.  
 The installation options are explained on Page 278 or on our website at bega.com.

LED colour temperature: 3000K – article number + **K3**

Luminaire colour · BEGA Unidure®

Graphite – article number  
 Silver – article number + **A**  
 Bronze – article number + **B**

20-year availability guarantee for LED modules



		LED	PSU	Connection	A	B	C	D
<b>77 223</b>	with anchorage unit	4.8 W 540 lm	on/off	Terminals 3 × 4 <sup>□</sup>	150	785	70	—
<b>77 224</b>	with screw-on base	4.8 W 540 lm	on/off	Terminals 3 × 4 <sup>□</sup>	150	795	70	100



Page 91

**Garden and pathway luminaires**

Unshielded light

Protection class IP 65  
 Cast aluminium and aluminium · Opal glass with thread  
 BEGA Ultimate Driver® · on/off  
 BEGA Thermal Management®

The luminaires are suitable for through-wiring.

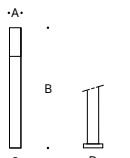
Please order the luminaires with either an anchorage unit or a screw-on base.  
 The installation options are explained on Page 278 or on our website at bega.com.

LED colour temperature: 3000K – article number + **K3**

Luminaire colour · BEGA Unidure®

Graphite – article number  
 Silver – article number + **A**  
 Bronze – article number + **B**

20-year availability guarantee for LED modules



		LED	PSU	Connection	A	B	C	D
<b>77 235</b>	with anchorage unit	4.8 W 450 lm	on/off	Terminals 3 × 4 <sup>□</sup>	70	865	70	—
<b>77 236</b>	with screw-on base	4.8 W 450 lm	on/off	Terminals 3 × 4 <sup>□</sup>	70	875	70	100

**Garden and pathway luminaires**

Unshielded light on one side

Protection class IP 65  
 Cast aluminium and aluminium · Safety glass  
 BEGA Ultimate Driver® · on/off

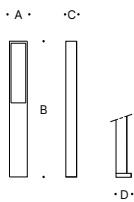

The luminaires are suitable for through-wiring.

Please order the luminaires with either an anchorage unit or a screw-on base.  
 The installation options are explained on Page 278 or on our website at bega.com.

LED colour temperature: 3000K – article number + **K3**

Luminaire colour · BEGA Unidure®  
 Graphite – article number  
 Silver – article number + **A**

20-year availability guarantee for LED modules



		LED		PSU	Connection	A	B	C	D
<b>77 246</b>	with anchorage unit	2.8 W	140 lm	on/off	Terminals 3 × 4 <sup>□</sup>	90	685	55	—
<b>77 247</b>	with screw-on base	2.8 W	140 lm	on/off	Terminals 3 × 4 <sup>□</sup>	90	700	55	65

Page 87

**Garden and pathway luminaires**

Unshielded light

Protection class IP 65  
 Cast aluminium and aluminium · Crystal glass, inside white  
 BEGA Ultimate Driver® · on/off · BEGA Thermal Management®

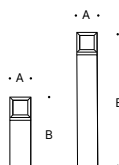
We recommend using BEGA distribution boxes if through-wiring to another luminaire is required. For more information, see Page 274.

Please order the luminaires with either an anchorage unit or a screw-on base.  
 We explain the installation options on Page 278 or on our website at bega.com.

LED colour temperature: 3000K – article number + **K3**

Luminaire colour · BEGA Unidure®  
 Graphite – article number  
 Silver – article number + **A**

20-year availability guarantee for LED modules

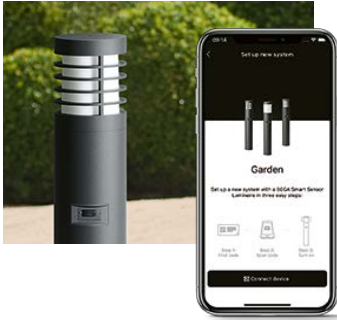


Height 400 mm									
		LED		PSU	Connection	A	B		
<b>84 604</b>	with anchorage unit	3.8 W	350 lm	on/off	Terminals 3 × 2.5 <sup>□</sup>	120 × 120	400		
<b>84 606</b>	with screw-on base	3.8 W	350 lm	on/off	Terminals 3 × 2.5 <sup>□</sup>	120 × 120	400		

Height 800 mm									
		LED		PSU	Connection	A	B		
<b>84 605</b>	with anchorage unit	3.8 W	350 lm	on/off	Terminals 3 × 2.5 <sup>□</sup>	120 × 120	800		
<b>84 607</b>	with screw-on base	3.8 W	350 lm	on/off	Terminals 3 × 2.5 <sup>□</sup>	120 × 120	800		

Page 87

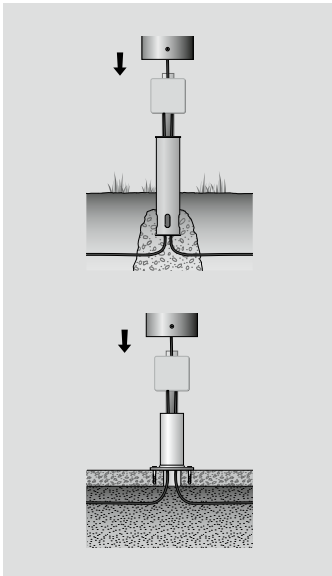
Please refer to the technical planning data for planning and installation. The current values for LED service life, luminous flux, maximum ambient temperature and information about the use of BEGA Thermal Management® are readily available in the instructions for use and data sheets on our website.



**Intuitive configuration via app**

The versions with an integrated passive infrared motion and light sensor are extremely easy to configure via Bluetooth and the free app BEGA Smart.

Find out more at [bega.com/smart](http://bega.com/smart)



The luminaires of this series are secured in the ground with an anchorage unit made of hot-dip galvanised steel, or they are bolted onto a construction side foundation using a screw-on base. Anchorage units and screw-on bases are included in the scope of delivery.

**Anchorage unit**

For the permanent installation of BEGA garden and pathway luminaires in a flowerbed or an unpaved surface, for example.

The anchorage unit made of hot-dip galvanised steel is included in the scope of delivery of the luminaire.

With this type of installation, an underground cable is routed into the anchorage unit from below. The underground cable and anchorage unit are set in concrete. The luminaire is then connected, placed on the anchorage unit and bolted in position.

**Screw-on base**

For the permanent installation of BEGA garden and pathway luminaires on e.g. on-site foundations or on other paved surfaces.

The screw-on base made of hot-dip galvanised steel is included with the luminaire. For this type of installation, an underground cable is inserted into the anchorage unit from below. The base is bolted onto the mounting surface. The luminaire is then connected with a line connector and fixed to the screw-on base.

**Garden and pathway luminaires**

Unshielded · Light emission 360° · Optionally with PIR motion and light sensor

Protection class IP 65 · Cast aluminium and aluminium · Opal glass with thread

Luminaires with LED module: on/off or DALI controllable power supply units  
BEGA Thermal Management®

LED colour temperature: 3000K – article number + **K3** or 4000K – article number + **K4**

We supply the E 27 screw base luminaire versions complete with corresponding LED lamps.

Colour temperature 3000K

Technical data for BEGA LED lamps can be found on Page 342.

Luminaire colour · BEGA Unidure®

Graphite – article number

Silver – article number + **A**

20-year availability guarantee for LED modules



**Unshielded · Light emission 360°**

	LED	PSU	Connection	A	B	AC/DC
<b>84 310</b> with anchorage unit	5.0 W	460 lm	on/off	Terminals 3 × 4 <sup>□</sup>	110 730	✓
<b>84 417</b> with screw-on base	5.0 W	460 lm	on/off	Terminals 3 × 4 <sup>□</sup>	110 730	✓
<b>84 311</b> with anchorage unit	9.8 W	870 lm	DALI	Terminals 5 × 4 <sup>□</sup>	140 900	✓
<b>84 418</b> with screw-on base	9.8 W	870 lm	DALI	Terminals 5 × 4 <sup>□</sup>	140 900	✓
	LED lamp included	Base	Connection			
<b>84 312</b> with anchorage unit	1 × 7.0 W	510 lm	E 27	Terminals 3 × 4 <sup>□</sup>	110 730	—
<b>84 419</b> with screw-on base	1 × 7.0 W	510 lm	E 27	Terminals 3 × 4 <sup>□</sup>	110 730	—
<b>84 313</b> with anchorage unit	1 × 12.0 W	880 lm	E 27	Terminals 3 × 4 <sup>□</sup>	140 900	—
<b>84 420</b> with screw-on base	1 × 12.0 W	880 lm	E 27	Terminals 3 × 4 <sup>□</sup>	140 900	—

**Unshielded Light emission 360° · With PIR motion and light sensor**

	LED	PSU	Connection	A	B
<b>85 051</b> with anchorage unit	5.4 W	460 lm	on/off	Terminals 4 × 4 <sup>□</sup>	110 730
<b>85 053</b> with screw-on base	5.4 W	460 lm	on/off	Terminals 4 × 4 <sup>□</sup>	110 730
<b>85 052</b> with anchorage unit	10.2 W	870 lm	on/off	Terminals 4 × 4 <sup>□</sup>	140 900
<b>85 054</b> with screw-on base	10.2 W	870 lm	on/off	Terminals 4 × 4 <sup>□</sup>	140 900





**Garden and pathway luminaires**

With safety guard · Light emission 180° · With optional PIR motion and light sensor

Protection class IP 65 · Cast aluminium and aluminium · Opal glass with thread

Luminaires with LED module: on/off or DALI controllable power supply units · BEGA Thermal Management®  
LED colour temperature: 3000K – article number + **K3** or 4000K – article number + **K4**

We supply the E 14 or E 27 screw base luminaire versions complete with corresponding LED lamps.

Colour temperature 3000K

Technical data for BEGA LED lamps can be found on Page 342.

Luminaire colour · BEGA Unidure®

Graphite – article number

Silver – article number + **A**

20-year availability guarantee for LED modules

**With safety guard · Light emission 180°**

	LED	PSU	Connection	A	B	AC/DC	
<b>84 316</b> with anchorage unit	5.0 W	100 lm	on/off	Terminals 3 × 4 <sup>□</sup>	110	730	✓
<b>84 423</b> with screw-on base	5.0 W	100 lm	on/off	Terminals 3 × 4 <sup>□</sup>	110	730	✓
<b>84 317</b> with anchorage unit	9.8 W	160 lm	DALI	Terminals 5 × 4 <sup>□</sup>	140	900	✓
<b>84 424</b> with screw-on base	9.8 W	160 lm	DALI	Terminals 5 × 4 <sup>□</sup>	140	900	✓
	LED lamp included	Base	Connection	A	B	AC/DC	
<b>84 318</b> with anchorage unit	1 × 4.0 W	55 lm	E 14	Terminals 3 × 4 <sup>□</sup>	110	730	—
<b>84 425</b> with screw-on base	1 × 4.0 W	55 lm	E 14	Terminals 3 × 4 <sup>□</sup>	110	730	—
<b>84 319</b> with anchorage unit	1 × 8.0 W	125 lm	E 27	Terminals 3 × 4 <sup>□</sup>	140	900	—
<b>84 426</b> with screw-on base	1 × 8.0 W	125 lm	E 27	Terminals 3 × 4 <sup>□</sup>	140	900	—

**With safety guard · Light emission 180° · With PIR motion and light sensor**

	LED	PSU	Connection	A	B	
<b>85 055</b> with anchorage unit	5.4 W	100 lm	on/off	Terminals 4 × 4 <sup>□</sup>	110	730
<b>85 057</b> with screw-on base	5.4 W	100 lm	on/off	Terminals 4 × 4 <sup>□</sup>	110	730
<b>85 056</b> with anchorage unit	10.2 W	160 lm	on/off	Terminals 4 × 4 <sup>□</sup>	140	900
<b>85 058</b> with screw-on base	10.2 W	160 lm	on/off	Terminals 4 × 4 <sup>□</sup>	140	900



Page 89

**Garden and pathway luminaires**

With safety guard · Light emission 360° · With optional PIR motion and light sensor

Protection class IP 65 · Cast aluminium and aluminium · Opal glass with thread

Luminaires with LED module: on/off or DALI controllable power supply units · BEGA Thermal Management®  
LED colour temperature: 3000K – article number + **K3** or 4000K – article number + **K4**

We supply the E 14 or E 27 screw base luminaire versions complete with corresponding LED lamps.

Colour temperature 3000K

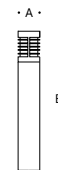
Technical data for BEGA LED lamps can be found on Page 342.

Luminaire colour · BEGA Unidure®

Graphite – article number

Silver – article number + **A**

20-year availability guarantee for LED modules

**With safety guard · Light emission 360°**

	LED	PSU	Connection	A	B	AC/DC	
<b>84 322</b> with anchorage unit	5.0 W	190 lm	on/off	Terminals 3 × 4 <sup>□</sup>	110	730	✓
<b>84 429</b> with screw-on base	5.0 W	190 lm	on/off	Terminals 3 × 4 <sup>□</sup>	110	730	✓
<b>84 323</b> with anchorage unit	9.8 W	330 lm	DALI	Terminals 5 × 4 <sup>□</sup>	140	900	✓
<b>84 430</b> with screw-on base	9.8 W	330 lm	DALI	Terminals 5 × 4 <sup>□</sup>	140	900	✓
	LED lamp included	Base	Connection	A	B	AC/DC	
<b>84 324</b> with anchorage unit	1 × 4.0 W	115 lm	E 14	Terminals 3 × 4 <sup>□</sup>	110	730	—
<b>84 431</b> with screw-on base	1 × 4.0 W	115 lm	E 14	Terminals 3 × 4 <sup>□</sup>	110	730	—
<b>84 325</b> with anchorage unit	1 × 8.0 W	240 lm	E 27	Terminals 3 × 4 <sup>□</sup>	140	900	—
<b>84 432</b> with screw-on base	1 × 8.0 W	240 lm	E 27	Terminals 3 × 4 <sup>□</sup>	140	900	—

**With safety guard · Light emission 360° · With PIR motion and light sensor**

	LED	PSU	Connection	A	B	
<b>85 059</b> with anchorage unit	5.4 W	190 lm	on/off	Terminals 4 × 4 <sup>□</sup>	110	730
<b>85 061</b> with screw-on base	5.4 W	190 lm	on/off	Terminals 4 × 4 <sup>□</sup>	110	730
<b>85 060</b> with anchorage unit	10.2 W	330 lm	on/off	Terminals 4 × 4 <sup>□</sup>	140	900
<b>85 062</b> with screw-on base	10.2 W	330 lm	on/off	Terminals 4 × 4 <sup>□</sup>	140	900



Page 89

Please refer to the technical planning data for planning and installation. The current values for LED service life, luminous flux, maximum ambient temperature and information about the use of BEGA Thermal Management® are readily available in the instructions for use and data sheets on our website.

**Walk-over in-ground luminaires**

Round floodlights for installation in soil

Protection class IP 67

Trim ring made of stainless steel · Glass-fibre reinforced synthetic material · Safety glass

Reflector made of pure anodised aluminium · BEGA Constant Optics®

BEGA Ultimate Driver® · on/off

Integrated water stop and connecting cable

BEGA Thermal Management®

We recommend using BEGA distribution box 70730 if through-wiring to another luminaire is required. For more information, see Page 274.

LED colour temperature: 2700K – article number + **K27** or 3000K – article number + **K3**


20-year availability guarantee for LED modules



Symmetrical light distribution						
	LED	PSU	$\beta$	A	B	AC/DC
<b>84 084</b>	4.1 W	445 lm	on/off	29°	110	120 ✓
<b>84 085</b>	5.9 W	680 lm	on/off	31°	145	170 ✓



Asymmetrical light distribution						
	LED	PSU	$\beta$	A	B	AC/DC
<b>84 086</b>	4.1 W	435 lm	on/off	35/38°	110	120 ✓
<b>84 087</b>	5.9 W	685 lm	on/off	28/30°	145	170 ✓



Page 95

**Walk-over in-ground luminaires**

Rectangular floodlight for installation in soil

Protection class IP 67

Cover frame made of stainless steel · Glass-fibre reinforced synthetic material ·

Safety glass

Reflector surface made of pure aluminium · BEGA Constant Optics®

BEGA Ultimate Driver® · on/off power supply unit

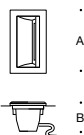
Integrated water stop and connecting cable

BEGA Thermal Management®

We recommend using BEGA distribution box 70730 if through-wiring to another luminaire is required. For more information, see Page 274.

LED colour temperature: 2700K – article number + **K27** or 3000K – article number + **K3**

20-year availability guarantee for LED modules



Symmetrical light distribution						
	LED	PSU	$\beta$	A	B	AC/DC
<b>84 088</b>	4.7 W	570 lm	on/off	95/105°	160 × 80	85 ✓
<b>84 089</b>	6.7 W	820 lm	on/off	83/90°	240 × 115	90 ✓



Asymmetrical light distribution						
	LED	PSU	$\beta$	A	B	AC/DC
<b>84 090</b>	4.7 W	530 lm	on/off	60/100°	160 × 80	85 ✓
<b>84 091</b>	6.7 W	735 lm	on/off	64/98°	240 × 115	90 ✓



Page 95

**2 garden floodlights on a cross beam**

For private use

Protection class IP 65

Cast aluminium, aluminium and stainless steel

Safety glass

Reflector surface made of pure aluminium · BEGA Constant Optics®

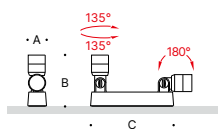
on/off power supply units · BEGA Thermal Management®

Burning position adjustment without tools


LED colour temperature: 3000K – article number + **K3**


Luminaire colour · BEGA Unidure® · Graphite

20-year availability guarantee for LED modules



2 floodlights on a cross beam						
	LED	PSU	$\beta$	A	B	C
<b>84 580</b>	12.5 W	965 lm	on/off	35°	60	175 300x70



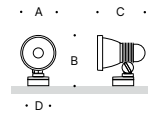


**Floodlights with mounting box**  
For private use


Protection class IP 65 · Safety class II  
Glass-fibre reinforced synthetic material · Safety glass  
Reflector made of pure anodised aluminium · BEGA Constant Optics®  
The burning position can be adjusted and the lamps replaced without tools.

The luminaires with E 27 screw base are supplied with the number of matching LED lamps specified in the table.  
LED lamps · Colour temperature 3000K  
Technical data for BEGA LED lamps can be found on Page 342.

Luminaire colour · BEGA Unidure® · Graphite



Floodlight with mounting box							
	LED lamp included	Base	$\beta$	A	B	C	D
<b>84 259</b>	1 × 8,0 W	515 lm	E 27	93°	150	215	200 90



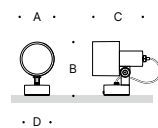
**Floodlights with mounting box**  
For private use

Protection class IP 65  
Cast aluminium, aluminium and stainless steel · Safety glass  
Reflector with diffusing lens · Reflector surface made of pure aluminium · BEGA Constant Optics®  
on/off power supply units  
BEGA Thermal Management®

LED colour temperature: 3000K – article number + **K3**

Luminaire colour · BEGA Unidure® · Graphite

20-year availability guarantee for LED modules



Floodlights with mounting box							
	LED	PSU	$\beta$	A	B	C	D
<b>84 807</b>	9.8 W	790 lm	on/off	22°	135	215	200 100
<b>84 768</b>	9.8 W	770 lm	on/off	62°	135	215	200 100

**Floodlights with mounting box, earth spike or ring base**  
For private use

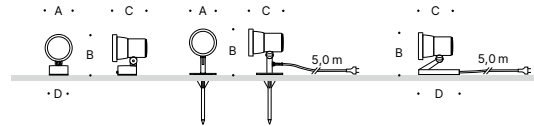
Protection class IP 65  
Cast aluminium, aluminium and stainless steel · Safety glass  
Reflector with diffusing lens · Reflector surface made of pure aluminium  
BEGA Constant Optics®  
BEGA Ultimate Driver® · on/off  
BEGA Thermal Management®

Floodlights with earth spike or ring base ready for connection with 5m connecting cable and mains plug Type F/E

LED colour temperature: 3000K – article number + **K3**

Luminaire colour · BEGA Unidure® · Graphite

20-year availability guarantee for LED modules



Floodlights with mounting box									
	LED	PSU	$\beta$	A	B	C	D	AC/DC	
<b>85 006</b>	7.2 W	630 lm	on/off	50°	100	155	130	70	✓



Floodlights with earth spike								
	LED	PSU	$\beta$	A	B	C	D	
<b>85 009</b>	7.2 W	630 lm	on/off	50°	100	175	130	—



Floodlight with ring base							
	LED	PSU	$\beta$	A	B	C	D
<b>85 010</b>	7.2 W	630 lm	on/off	50°	100	175	175

A practical cable winder helps winding up the connecting cable inside the ring base.



**Floodlights with mounting box or earth spike**  
For private use

Protection class IP 65  
Glass-fibre reinforced synthetic material · Safety glass  
Reflector made of pure anodised aluminium · BEGA Constant Optics®  
BEGA AC module  
BEGA Thermal Management®

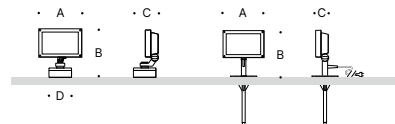
Burning position adjustment without tools

Floodlights with earth spike ready for connection with 5m connecting cable and mains plug Type F/E

LED colour temperature: 3000K – article number + **K3**

Luminaire colour · BEGA Unidure® · Graphite

20-year availability guarantee for LED modules



Floodlights with mounting box								
	LED		$\beta$	A	B	C	D	
<b>84 360</b>	10.0 W	960 lm	AC module	70/90°	165	190	100	90



Floodlights with earth spike							
	LED		$\beta$	A	B	C	
<b>84 361</b>	10.0 W	960 lm	AC module	70/90°	165	185	50



Please refer to the technical planning data for planning and installation. The current values for LED service life, luminous flux, maximum ambient temperature and information about the use of BEGA Thermal Management® are readily available in the instructions for use and data sheets on our website.



## BEGA UniLink® · Garden illumination that adapts to your garden

BEGA UniLink® is a new method for garden illumination. All you need is a free outdoor socket and BEGA UniLink® to create effective and stylish scenarios in the garden at a professional level. No groundwork, no elaborate electrical installation. Yet watertight and secure. Simply plug in, position the luminaires and off you go. Achieve a permanently installed, weatherproof professional system without the need for costly and time-intensive underground cabling.

Each BEGA UniLink® luminaire comes equipped with a five-metre connecting cable, complete with an IP 67 plug connector. The single luminaires can be easily connected to an outdoor socket via a matching national mains plug.

With the combinable BEGA UniLink® extension cables in lengths of five, ten or twenty metres, all luminaires can be positioned freely in the garden up to a distance of 50 metres.

You want to connect more luminaires to a single socket? Up to five additional luminaires from the broad BEGA UniLink® range can be easily connected using the BEGA UniLink® five-way distribution box. If that is still not enough, there is another solution: Simply connect additional five-way distribution boxes. The maximum distance of a BEGA UniLink® luminaire from the power source must not exceed 50 metres.

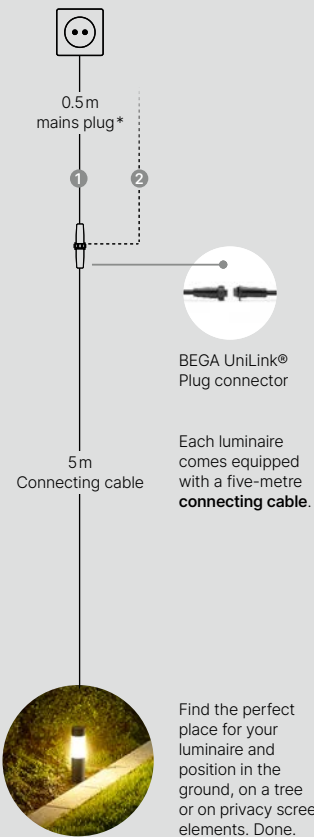
That applies for each luminaire if the system includes multiple luminaires.

BEGA UniLink® garden luminaires can be found on Pages 286 to 289 and at [bega.com/unilink](http://bega.com/unilink)

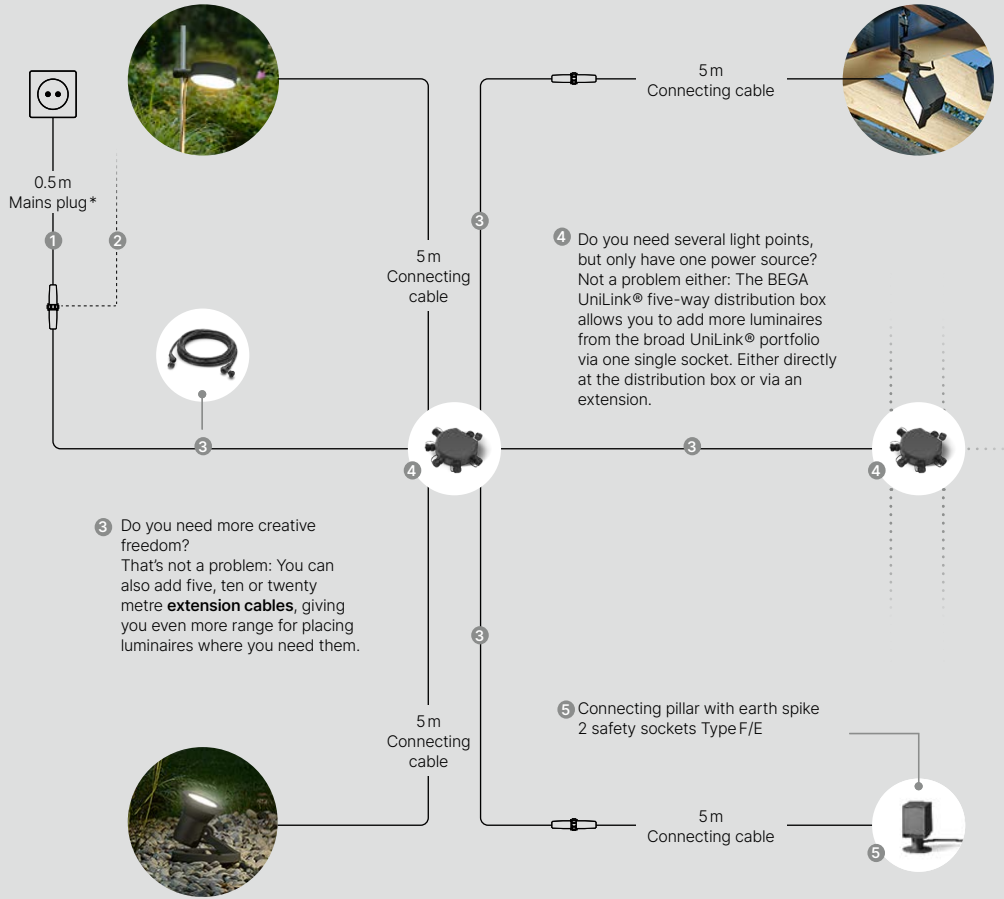
### BEGA UniLink® Garden illumination at a flick of the wrist

An outdoor power supply is the starting point for your new garden illumination. Here you connect one or more BEGA UniLink® luminaires to the power supply of your home via a simple mains plug.

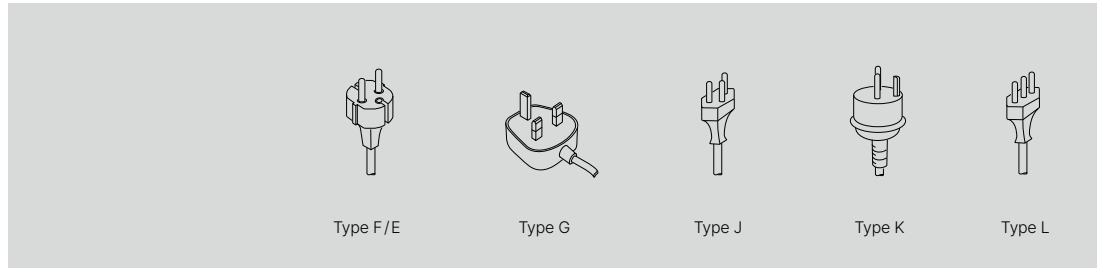
Planning example:  
BEGA UniLink® single luminaire



Planning example:  
Several BEGA UniLink® luminaires



\*Alternatively: Connecting cables with free cable ends



**BEGA UniLink® · System components**

- 1** BEGA UniLink®  
**Mains plug · 0.5 m connecting cable**  
 0.5m connecting cable with BEGA UniLink® plug connector · Jack  
 Colour graphite

<b>71 180</b>	Type F	Germany and Europe
	Type E	France and Belgium
<b>71 181</b>	Type G	Great Britain
<b>71 182</b>	Type J	Switzerland and Liechtenstein
<b>71 184</b>	Type K	Denmark
<b>71 183</b>	Type L	Italy



- 2** BEGA UniLink®  
**Connecting cables with free cable end**  
 with a BEGA UniLink® plug connector · Jack and one free cable end to connect to e.g. a conventional connection box. Installation may only be carried out by a qualified electrician.  
 Colour graphite

<b>71 256</b>	Connecting cable with free cable ends	0.5m
<b>71 247</b>	Connecting cable with free cable ends	5.0m



- 3** BEGA UniLink®  
**Extension cables**  
 Protection class IP 67  
 with BEGA UniLink® plug connector · Jack and plug  
 Colour graphite

<b>71 186</b>	Extension cable	· 5m
<b>71 187</b>	Extension cable	· 10m
<b>71 188</b>	Extension cable	· 20m



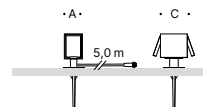
- 4** BEGA UniLink®  
**Five-way distribution box**  
 Protection class IP 67  
 with BEGA UniLink® plug connector · Five jacks and plugs  
 For the connection of additional BEGA UniLink® luminaires, extension cables or additional five-way distribution boxes.  
 Synthetic material  
 Colour graphite

<b>71 189</b>	Five-way distribution box
---------------	---------------------------

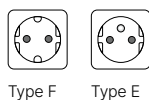



- 5** BEGA UniLink®  
**Portable connecting pillar**  
 with BEGA UniLink® plug connector · Plug, earth spike and 2 type-F/E safety sockets (Europe)  
 For the integration of garden luminaires with safety plug into the BEGA UniLink® system.

Protection class IP 44 · Glass-fibre reinforced synthetic material  
 5 m connecting cable with BEGA UniLink® plug connector  
 Maximum current load 6A/1200W  
 Integrated, replaceable microfuse 6.3A time-delayed · Ø5 × 20 mm  
 Housing colour · BEGA Unidure® · Graphite



<b>71 277</b>	Connecting pillar	A	B	C
		75	160	125



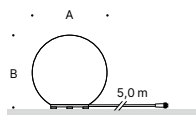


Page 113

**BEGA UniLink®  
Unshielded, portable garden luminaires**

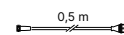
Protection class IP 65  
Base plate made of stainless steel · Synthetic sphere, white  
5 m connecting cable with BEGA UniLink® plug connector  
We supply the E 27 screw base luminaire versions complete with corresponding LED lamps.  
LED lamps · Colour temperature 3000K  
Technical data for BEGA LED lamps can be found on Page 342.

Luminaire colour · BEGA Unidure® · Graphite  
20-year availability guarantee for LED modules




	LED lamp included		Base	A	B
<b>84 826</b>	1 × 8.0 W	960 lm	E 27	350	345
<b>84 827</b>	1 × 12.0 W	1310 lm	E 27	450	445
<b>84 828</b>	1 × 12.0 W	1300 lm	E 27	550	525
<b>84 829</b>	1 × 12.0 W	1275 lm	E 27	630	615

**Please note:**  
Connecting individual BEGA UniLink® luminaires or a UniLink® system to the mains requires a mains plug, which must be ordered separately. For technical data, see Page 285.



Connecting cable with mains plug	
<b>71 180</b>	Type F/E
<b>71 180</b>	Type F/E
<b>71 180</b>	Type F/E
<b>71 180</b>	Type F/E

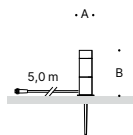


Page 113

**BEGA UniLink®  
Unshielded, portable garden luminaires with earth spike**

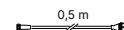
Protection class IP 65  
Housing and earth spike made of fibreglass-reinforced synthetic material  
Opal glass with thread  
BEGA Ultimate Driver® · on/off  
BEGA Thermal Management®  
5 m connecting cable with BEGA UniLink® plug connector

LED colour temperature: 3000K – article number + **K3**  
Luminaire colour · BEGA Unidure® · Graphite  
20-year availability guarantee for LED modules

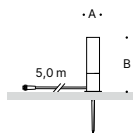


Cylinder with top			A	B
	LED	PSU		
<b>84 920</b>	2.9 W	185 lm on/off	65	270

**Please note:**  
Connecting individual BEGA UniLink® luminaires or a UniLink® system to the mains requires a mains plug, which must be ordered separately. For technical data, see Page 285.

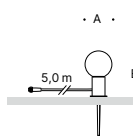


Connecting cable with mains plug	
<b>71 180</b>	Type F/E



Cylinder			A	B
	LED	PSU		
<b>84 919</b>	2.9 W	235 lm on/off	70	340

Connecting cable with mains plug	
<b>71 180</b>	Type F/E



Sphere			A	B
	LED	PSU		
<b>84 918</b>	2.9 W	245 lm on/off	150	260

Connecting cable with mains plug	
<b>71 180</b>	Type F/E





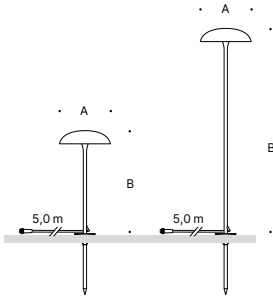
**BEGA UniLink®  
Shielded, portable garden luminaires  
with earth spike**

Protection class IP 65  
Cast aluminium · Vertical tube made of anodised aluminium  
Light-diffusing synthetic cover  
5m connecting cable with UniLink plug connector  
BEGA Ultimate Driver® · on/off  
BEGA Thermal Management®  
These luminaires emit less than 1% of the light into the upper half-space of the luminaires.

LED colour temperature: 3000K – article number + **K3**

Luminaire colour · BEGA Unidure® · Graphite

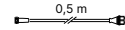
20-year availability guarantee for LED modules



	LED	PSU	A	B
<b>84 859</b>	5.0 W	535 lm	on/off	Ø250 500
<b>84 842</b>	5.0 W	535 lm	on/off	Ø250 1000

**Please note:**

Connecting individual BEGA UniLink® luminaires or a UniLink® system to the mains requires a mains plug, which must be ordered separately. For technical data, see Page 285.



Connecting cable with mains plug

<b>71 180</b>	Type F/E
<b>71 180</b>	Type F/E



Page 11



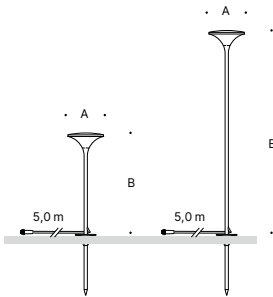
**BEGA UniLink®  
Shielded, portable garden luminaires  
with earth spike**

Protection class IP 65  
Cast aluminium · Vertical tube made of anodised aluminium  
Light-diffusing synthetic cover  
5m connecting cable with UniLink plug connector  
BEGA Ultimate Driver® · on/off  
BEGA Thermal Management®

LED colour temperature: 3000K – article number + **K3**

Luminaire colour · BEGA Unidure® · Graphite

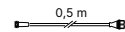
20-year availability guarantee for LED modules



	LED	PSU	A	B
<b>84 889</b>	5.0 W	570 lm	on/off	Ø200 515
<b>84 890</b>	5.0 W	570 lm	on/off	Ø200 1015

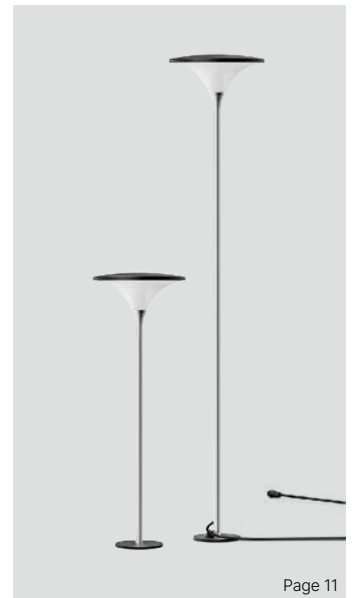
**Please note:**

Connecting individual BEGA UniLink® luminaires or a UniLink® system to the mains requires a mains plug, which must be ordered separately. For technical data, see Page 285.

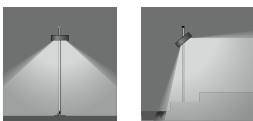


Connecting cable with mains plug

<b>71 180</b>	Type F/E
<b>71 180</b>	Type F/E



Page 11



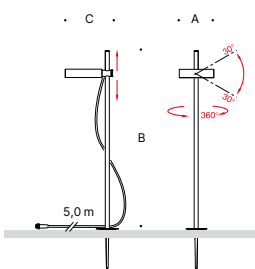
**BEGA UniLink®  
Shielded, garden luminaires  
with earth spike**

Protection class IP 65  
Cast aluminium · Vertical tube made of anodised aluminium  
Light deflection through synthetic cover with optical texture  
5m connecting cable with UniLink plug connector  
BEGA Ultimate Driver® · on/off

LED colour temperature: 3000K – article number + **K3**

Luminaire colour · BEGA Unidure® · Graphite

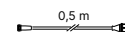
20-year availability guarantee for LED modules



	LED	PSU	A	B	C
<b>84 825</b>	5.0 W	480 lm	on/off	160 1000	230

**Please note:**

Connecting individual BEGA UniLink® luminaires or a UniLink® system to the mains requires a mains plug, which must be ordered separately. For technical data, see Page 285.




Connecting cable with mains plug

<b>71 180</b>	Type F/E
---------------	----------



Page 109

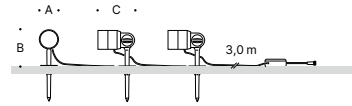
Please refer to the technical planning data for planning and installation. The current values for LED service life, luminous flux, maximum ambient temperature and information about the use of BEGA Thermal Management® are readily available in the instructions for use and data sheets on our website.



**BEGA UniLink®**  
**3 portable floodlights with earth spike**

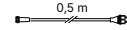
Protection class IP 65  
 Housing and earth spike made of glass-fibre reinforced synthetic material · Safety glass  
 Reflector surface made of pure aluminium · BEGA Constant Optics®  
 5m connecting cable with UniLink plug connector  
 Cable length between distribution box and each floodlight 3m  
 on/off power supply units  
 Burning position adjustment without tools

LED colour temperature: 3000K – article number + **K3**  
 Luminaire colour · BEGA Unidure® · Graphite  
 20-year availability guarantee for LED modules




	LED	PSU	$\beta$	A	B	C	
<b>84 821</b>	14.0 W	975 lm	on/off	24°	55	110	100

**Please note:**  
 Connecting individual BEGA UniLink® luminaires or a UniLink® system to the mains requires a mains plug, which must be ordered separately. For technical data, see Page 285.



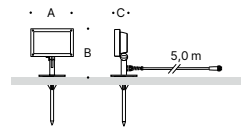
Connecting cable with mains plug  
**71 180** Typ F/E



**BEGA UniLink®**  
**Portable floodlight with earth spike**

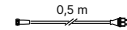
Protection class IP 65  
 Glass-fibre reinforced synthetic material · Safety glass  
 Reflector made of pure anodised aluminium · BEGA Constant Optics®  
 5m connecting cable with UniLink plug connector  
 BEGA AC module  
 BEGA Thermal Management®  
 Burning position adjustment without tools

LED colour temperature: 3000K – article number + **K3**  
 Luminaire colour · BEGA Unidure® · Graphite  
 20-year availability guarantee for LED modules



	LED	$\beta$	A	B	C		
<b>84 824</b>	10.0 W	960 lm	AC module	70/90°	165	185	50

**Please note:**  
 Connecting individual BEGA UniLink® luminaires or a UniLink® system to the mains requires a mains plug, which must be ordered separately. For technical data, see Page 285.



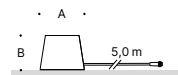
Connecting cable with mains plug  
**71 180** Typ F/E



**BEGA UniLink®**  
**Portable floodlights**

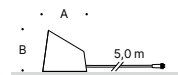
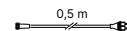
Protection class IP 67  
 Cast aluminium · Safety glass  
 BEGA Constant Optics®  
 Pure anodised aluminium reflector  
 5m connecting cable with UniLink plug connector  
 on/off power supply units · BEGA Thermal Management®

LED colour temperature: 3000K – article number + **K3**  
 Luminaire colour · BEGA Unidure® · Graphite  
 20-year availability guarantee for LED modules



Symmetrical light distribution					Connecting cable		
	LED	PSU	$\beta$	A	B		
<b>84 830</b>	9.5 W	915 lm	on/off	17°	175	140	with mains plug <b>71 180</b> Typ F/E
<b>84 831</b>	18.5 W	2135 lm	on/off	28°	205	150	

**Please note:**  
 Connecting individual BEGA UniLink® luminaires or a UniLink® system to the mains requires a mains plug, which must be ordered separately. For technical data, see Page 285.



Asymmetrical light distribution					Connecting cable		
	LED	PSU	$\beta$	A	B		
<b>84 832</b>	18.8 W	1975 lm	on/off	75°/60°	205	200	with mains plug <b>71 180</b> Typ F/E

Connecting cable with mains plug  
**71 180** Typ F/E



BEGA UniLink®

**Portable floodlights with earth spike or with ring base**

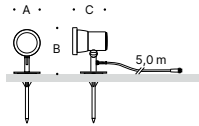
Protection class IP 65  
 Housing made of cast aluminium, earth spike and ring base made of glass fibre reinforced synthetic material · Safety glass  
 Reflector with diffusing lens · Reflector surface made of pure aluminium · BEGA Constant Optics®  
 5 m connecting cable with UniLink plug connector  
 BEGA Ultimate Driver® · on/off · BEGA Thermal Management®

Burning position adjustment without tools

LED colour temperature: 3000K – article number + **K3**

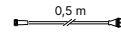
Luminaire colour · BEGA Unidure® · Graphite

20-year availability guarantee for LED modules




With earth spike							
	LED	PSU	$\beta$	A	B	C	
<b>85 007</b>	7.2 W	630 lm	on/off	50°	100	175	130

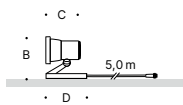
**Please note:**  
 Connecting individual BEGA UniLink® luminaires or a UniLink® system to the mains requires a mains plug, which must be ordered separately. For technical data, see Page 285.



Connecting cable	
with mains plug	
<b>71 180</b>	Typ F/E



Page 117



With ring base								
	LED	PSU	$\beta$	A	B	C	D	
<b>85 008</b>	7.2 W	630 lm	on/off	50°	100	175	130	175

Connecting cable	
with mains plug	
<b>71 180</b>	Typ F/E

BEGA UniLink®

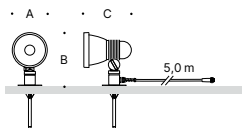
**Portable floodlight with earth spike**

Protection class IP 65 · Safety class II  
 Glass-fibre reinforced synthetic material · Safety glass  
 Reflector made of pure anodised aluminium · BEGA Constant Optics®  
 5 m connecting cable with UniLink plug connector

The burning position can be adjusted and the lamps replaced without tools.

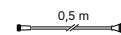
We supply the E 27 screw base luminaire versions complete with corresponding LED lamps.  
 Colour temperature 3000K  
 Technical data for BEGA LED lamps can be found on Page 412.

Luminaire colour · BEGA Unidure® · Graphite




	LED lamp included	Base	$\beta$	A	B	C	
<b>84 835</b>	1×8.0 W	515 lm	E 27	93°	150	230	200

**Please note:**  
 Connecting individual BEGA UniLink® luminaires or a UniLink® system to the mains requires a mains plug, which must be ordered separately. For technical data, see Page 285.



Connecting cable	
with mains plug	
<b>71 180</b>	Typ F/E



Page 115

BEGA UniLink®

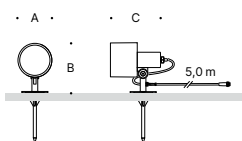
**Portable floodlights with earth spike**

Protection class IP 65  
 Cast aluminium · Safety glass  
 Earth spike made of glass fibre reinforced synthetic material  
 Reflector with diffusing lens · Reflector surface made of pure aluminium · BEGA Constant Optics®  
 5 m connecting cable with UniLink plug connector  
 on/off power supply units · BEGA Thermal Management®

LED colour temperature: 3000K – article number + **K3**

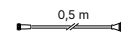
Luminaire colour · BEGA Unidure® · Graphite

20-year availability guarantee for LED modules



	LED	PSU	$\beta$	A	B	C	
<b>84 770</b>	9.8 W	790 lm	on/off	22°	135	200	230
<b>84 769</b>	9.8 W	770 lm	on/off	62°	135	200	230

**Please note:**  
 Connecting individual BEGA UniLink® luminaires or a UniLink® system to the mains requires a mains plug, which must be ordered separately. For technical data, see Page 285.

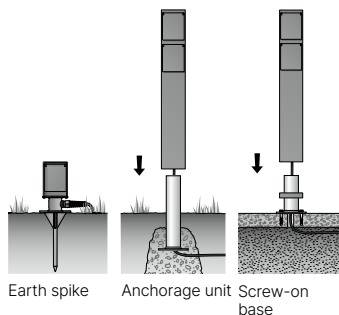


Connecting cable	
with mains plug	
<b>71 180</b>	Typ F/E
<b>71 180</b>	Typ F/E



Page 115

Please refer to the technical planning data for planning and installation. The current values for LED service life, luminous flux, maximum ambient temperature and information about the use of BEGA Thermal Management® are readily available in the instructions for use and data sheets on our website.



**Connecting pillars**

for electrical supply **in private applications**

- with two or three safety sockets
- optionally with type F, type E or type G safety sockets

Connecting pillars come

- with an earth spike
- with anchorage unit
- with screw-on base

Type F: system common in Germany and Europe

Type E: system common in France and Belgium

Type G: system common in the UK ("Commonwealth plug")

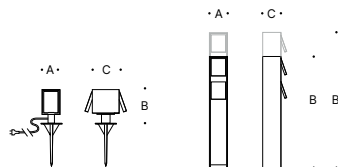
Protection class IP 44 · Cast aluminium, aluminium and stainless steel

Glass-fibre reinforced synthetic material · Line connector 3 × 2,5

Portable connecting pillars: ready for connection with 5 m cable and mains plug

Housing colour · BEGA Unidure® · Graphite

If through-wiring to a further connecting pillar is required, we recommend using BEGA distribution boxes. For more information about BEGA distribution boxes and screw-on bases, see Page 274.



Connecting pillar with earth spike and **2** safety sockets · **Portable**

Type F	Type E	Type G	A	B	C
<b>70 713</b>	<b>13 543</b>	<b>13 577</b> with earth spike	75	160	125

Connecting pillars with **two** safety sockets · **Permanent**

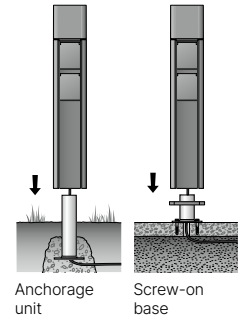
Type F	Type E	Type G	A	B	C
<b>70 704</b>	<b>71 067</b>	<b>71 156</b> with anchorage unit	75	505	75
<b>70 706</b>	<b>71 068</b>	<b>71 158</b> with screw-on base	75	520	75

Connecting pillars with **three** safety sockets · **Permanent**

Type F	Type E	Type G	A	B	C
<b>70 705</b>	<b>71 069</b>	<b>71 157</b> with anchorage unit	75	605	75
<b>70 709</b>	<b>71 070</b>	<b>71 159</b> with screw-on base	75	620	75



The BEGA Smart Socket connecting pillars can be operated with a smartphone and the ONE or PRO remote controls.



**Smart Socket or DALI-controllable connecting pillars** for electrical supply in private applications

- with two or three safety sockets
- optionally with type F, type E or type G safety sockets



**Smart Socket connecting pillars** can be operated using a smartphone and the free BEGA Smart app at close range. We recommend our ONE and PRO remote controls for convenient control at larger distances. Find out more at [bega.com/smart](http://bega.com/smart)

**DALI controllable connecting pillars** integrate into any DALI system and can therefore be configured and controlled via DALI.

BEGA Smart Socket or DALI controllable connecting pillars come

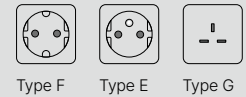
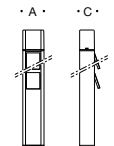
- with anchorage unit
- with screw-on base

Type F: system common in Germany and Europe  
 Type E: system common in France and Belgium  
 Type G: system common in the UK ("Commonwealth plug")

Protection class IP 44 · Cast aluminium, aluminium and stainless steel  
 Glass-fibre reinforced synthetic material  
 BEGA Smart Socket: Line connector 3 × 2.5<sup>2</sup> · Zigbee 3.0 and Bluetooth  
 DALI controllable connecting pillars: Line connectors 5 × 2.5<sup>2</sup>

Housing colour · BEGA Unidure® · Graphite

If through-wiring to a further connecting pillar is required, we recommend using BEGA distribution boxes. For more information about BEGA distribution boxes and screw-on bases, see Page 274.



**BEGA Smart Socket connecting pillars with 2 safety sockets**

Type F	Type E	Type G	A	B	C
<b>71 095</b>	<b>71 099</b>	<b>71 132</b> with anchorage unit	110	595	75
<b>71 097</b>	<b>71 114</b>	<b>71 141</b> with screw-on base	110	610	75

**BEGA Smart Socket connecting pillars with 3 safety sockets**

Type F	Type E	Type G	A	B	C
<b>71 096</b>	<b>71 100</b>	<b>71 133</b> with anchorage unit	110	695	75
<b>71 098</b>	<b>71 115</b>	<b>71 142</b> with screw-on base	110	710	75

**DALI-controllable connecting pillars with 2 safety sockets**

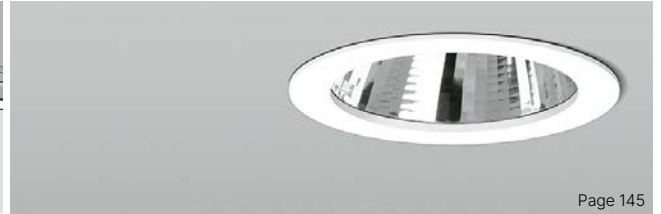
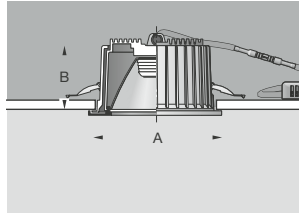
Type F	Type E	Type G	A	B	C
<b>71 166</b>	<b>71 170</b>	<b>71 174</b> with anchorage unit	110	595	75
<b>71 168</b>	<b>71 172</b>	<b>71 176</b> with screw-on base	110	610	75

**DALI-controllable connecting pillars with 3 safety sockets**

Type F	Type E	Type G	A	B	C
<b>71 167</b>	<b>71 171</b>	<b>71 175</b> with anchorage unit	110	695	75
<b>71 169</b>	<b>71 173</b>	<b>71 177</b> with screw-on base	110	710	75







**Recessed ceiling luminaires · Downlights for external on/off or DALI power supply units**  
Luminaires for installation in suspended ceilings

Synthetic recessed housing for ceiling installation · Cast aluminium luminaire housing  
Cast aluminium ceiling trim ring, colour white  
Safety glass · Reflector surface made of pure aluminium · Optical silicone lens  
on/off or DALI controllable power supply units  
Cable between luminaire and power supply unit with convenient plug connector  
Power supply units for the operation of these luminaires must be ordered as separate accessories.

Luminaires with symmetrical light distribution: BEGA Hybrid Optics®  
Luminaires with asymmetrical light distribution: BEGA Constant Optics®

The half beam angle of the luminaires with zoom optics can be adjusted between 14° and 58° by turning the lens unit.

Optical diffuser filters are available as accessories to change the factory-set light distribution of these luminaires.

Colour rendering index (CRI) >80 or >90

Colour temperature: 3000K – article number + **K3**

20-year availability guarantee for LED modules



Symmetrical narrow beam light distribution								External PSU	
	LED		CRI	β	A	B	AC/DC	on/off	DALI
<b>50 374.1</b>	9.8 W	1065 lm	>90	20°	140	95	✓	<b>13 143</b>	<b>13 168</b>
<b>50 430.1</b>	13.7 W	1585 lm	>80	20°	140	95	✓	<b>13 144</b>	<b>13 169</b>
<b>50 375.1</b>	13.7 W	1465 lm	>90	14°	155	105	✓	<b>13 144</b>	<b>13 169</b>
<b>50 431.1</b>	19.5 W	2270 lm	>80	14°	155	105	✓	<b>13 145</b>	<b>13 171</b>
<b>50 376.1</b>	19.8 W	2195 lm	>90	18°	200	130	✓	<b>13 144</b>	<b>13 170</b>
<b>50 432.1</b>	29.0 W	3515 lm	>80	18°	200	130	✓	<b>13 145</b>	<b>13 171</b>



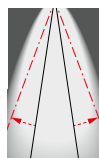
Symmetrical wide beam light distribution								External PSU	
	LED		CRI	β	A	B	AC/DC	on/off	DALI
<b>50 389.1</b>	9.8 W	1085 lm	>90	36°	140	95	✓	<b>13 143</b>	<b>13 168</b>
<b>50 433.1</b>	13.7 W	1610 lm	>80	36°	140	95	✓	<b>13 144</b>	<b>13 169</b>
<b>50 390.1</b>	13.7 W	1460 lm	>90	32°	155	105	✓	<b>13 144</b>	<b>13 169</b>
<b>50 434.1</b>	19.5 W	2265 lm	>80	32°	155	105	✓	<b>13 145</b>	<b>13 171</b>
<b>50 391.1</b>	19.8 W	2200 lm	>90	30°	200	130	✓	<b>13 144</b>	<b>13 170</b>
<b>50 435.1</b>	29.0 W	3535 lm	>80	30°	200	130	✓	<b>13 145</b>	<b>13 171</b>



Symmetrical very wide beam light distribution								External PSU	
	LED		CRI	β	A	B	AC/DC	on/off	DALI
<b>50 392.1</b>	9.8 W	1070 lm	>90	74°	140	95	✓	<b>13 143</b>	<b>13 168</b>
<b>50 436.1</b>	13.7 W	1590 lm	>80	74°	140	95	✓	<b>13 144</b>	<b>13 169</b>
<b>50 393.1</b>	13.7 W	1415 lm	>90	61°	155	105	✓	<b>13 144</b>	<b>13 169</b>
<b>50 437.1</b>	19.5 W	2185 lm	>80	61°	155	105	✓	<b>13 145</b>	<b>13 171</b>
<b>50 394.1</b>	19.8 W	2135 lm	>90	59°	200	130	✓	<b>13 144</b>	<b>13 170</b>
<b>50 438.1</b>	29.0 W	3425 lm	>80	59°	200	130	✓	<b>13 145</b>	<b>13 171</b>



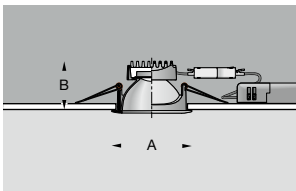
Asymmetrical light distribution								External PSU	
	LED		CRI	β	A	B	AC/DC	on/off	DALI
<b>50 395.1</b>	9.8 W	950 lm	>90	64/68°	140	95	✓	<b>13 143</b>	<b>13 168</b>
<b>50 439.1</b>	13.7 W	1525 lm	>80	64/68°	140	95	✓	<b>13 144</b>	<b>13 169</b>
<b>50 396.1</b>	13.7 W	1340 lm	>90	65/69°	155	105	✓	<b>13 144</b>	<b>13 169</b>
<b>50 440.1</b>	19.5 W	2130 lm	>80	65/69°	155	105	✓	<b>13 145</b>	<b>13 171</b>
<b>50 397.1</b>	19.8 W	2075 lm	>90	65/68°	200	130	✓	<b>13 144</b>	<b>13 170</b>
<b>50 441.1</b>	29.0 W	3340 lm	>80	65/68°	200	130	✓	<b>13 145</b>	<b>13 171</b>



Zoom optics adjustable from 14°–58°								External PSU	
	LED		CRI	β	A	B	AC/DC	on/off	DALI
<b>51 196.1</b>	21.0 W	1005–1465 lm	>90	16°–48°	140	95	✓	<b>13 145</b>	<b>13 203</b>
<b>51 214.1</b>	27.5 W	895–1780 lm	>90	14°–58°	155	105	✓	<b>13 202</b>	<b>13 174</b>

Optical diffuser filters for downlights with adjustable zoom optics

	Flat beam	Very wide beam	Asymmetrical
for 51196.1	<b>13 294</b>	<b>13 296</b>	<b>13 295</b>
for 51214.1	<b>13 324</b>	<b>13 326</b>	<b>13 325</b>



**Ready-to-connect sets of 3 or 6 · Recessed ceiling luminaires · Downlights**

with PSU and connection cables between luminaires

Recessed opening 57 mm or 68 mm

Luminaire housing made of die-cast zinc, velvet white

Reflector surface made of pure aluminium

Including external phase-dimmable power supply unit for set

Connection cable with plug connector between the luminaire and the power supply unit

An installation depth of 85 mm will required if the power supply unit of the 6-piece set will be installed through the recessed opening in the suspended ceiling.

Colour rendering index (CRI) >90

Colour temperature: 2700K – article number + **K27** or 3000K – article number + **K3**

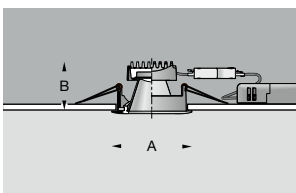
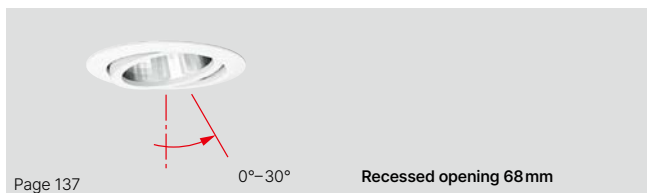
20-year availability guarantee for LED modules



Downlights · Set of 3						External PSU	
		LED	$\beta$	A	B	Phase-dimmable	
<b>51 097.1</b>	Very wide beam	8.2 W	540 lm	53°	64	48	Included
<b>51 101.1</b>	Very wide beam	16.0 W	1020 lm	50°	78	48	Included
<b>51 100.1</b>	Wide beam	16.0 W	1020 lm	30°	78	48	Included
<b>51 099.1</b>	Asymmetrical	16.0 W	1005 lm	46/48°	78	48	Included



Downlights · Set of 6						External PSU	
		LED	$\beta$	A	B	Phase-dimmable	
<b>51 098.1</b>	Very wide beam	15.0 W	1080 lm	53°	64	48	Included
<b>51 104.1</b>	Very wide beam	33.0 W	2040 lm	50°	78	48	Included
<b>51 103.1</b>	Wide beam	33.0 W	2040 lm	30°	78	48	Included
<b>51 102.1</b>	Asymmetrical	33.0 W	2010 lm	46/48°	78	48	Included



**Ready-to-connect sets of 3 or 6 · Adjustable recessed ceiling luminaires · Downlights**

with PSU and connection cables between luminaires

Adjustable light distribution · Recessed opening 68 mm

Luminaire housing made of die-cast zinc, velvet white

Reflector surface made of pure aluminium

Including external phase-dimmable power supply unit for set

Connection cable with plug connector between the luminaire and the power supply unit

An installation depth of 85 mm is required if the power supply unit of the 6-piece set will be installed through the recessed opening in the suspended ceiling.

Colour rendering index (CRI) >90

Colour temperature: 2700K – article number + **K27** or 3000K – article number + **K3**

20-year availability guarantee for LED modules




Adjustable downlights · Set of 3						External PSU	
		LED	$\beta$	A	B	Phase-dimmable	
<b>51 106.1</b>	Very wide beam	16.0 W	1005 lm	53°	78	48	Included
<b>51 105.1</b>	Wide beam	16.0 W	960 lm	40°	78	48	Included



Adjustable downlights · Set of 6						External PSU	
		LED	$\beta$	A	B	Phase-dimmable	
<b>51 108.1</b>	Very wide beam	33.0 W	2010 lm	53°	78	48	Included
<b>51 107.1</b>	Wide beam	33.0 W	1920 lm	40°	78	48	Included







**Recessed ceiling luminaires - Downlights**

for external on/off or DALI power supply units  
Fixed or adjustable light distribution · Recessed opening 68 mm

Luminaire housing made of die-cast zinc, velvet white  
Reflector surface made of pure aluminium

The luminaires are interlinked in a series connection.  
Suitable on/off or DALI controllable power supply units for these luminaires must be ordered separately.  
For more information see Page 344.

Colour rendering index (CRI) > 90

Colour temperature: 2700K – article number + **K27** or 3000K – article number + **K3**

20-year availability guarantee for LED modules

Downlights							
		LED		$\beta$	A	B	AC/DC
<b>51 042.1</b>	Very wide beam	4.5 W	340 lm	50°	78	48	✓
<b>51 040.1</b>	Wide beam	4.5 W	340 lm	30°	78	48	✓
<b>51 048.1</b>	Asymmetrical	4.5 W	335 lm	46/48°	78	48	✓

Adjustable downlights							
		LED		$\beta$	A	B	AC/DC
<b>51 046.1</b>	Very wide beam	4.5 W	335 lm	53°	78	48	✓
<b>51 044.1</b>	Wide beam	4.5 W	320 lm	40°	78	48	✓

on/off power supply units	
<b>13 314</b>	For 1–6 luminaires

DALI controllable power supply units	
<b>13 303</b>	For 1–4 luminaires
<b>13 305</b>	For 2–6 luminaires



**Recessed ceiling luminaires for external on/off power supply units or DALI controllable power supply units**

Synthetic recessed housing for ceiling installation · Cast aluminium luminaire housing  
Ceiling trim ring available with a choice of 2 finishes  
Crystal glass with internal diffuser or ice crystal glass

Cable between luminaire and power supply unit with convenient plug connector  
Suitable on/off or DALI controllable power supply units for these luminaires must be ordered separately.  
For more information see Page 344.

Colour rendering index (CRI) > 90

Colour temperature: 3000K – article number + **K3**

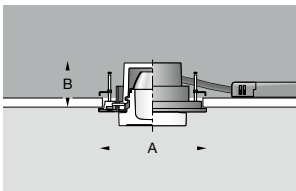
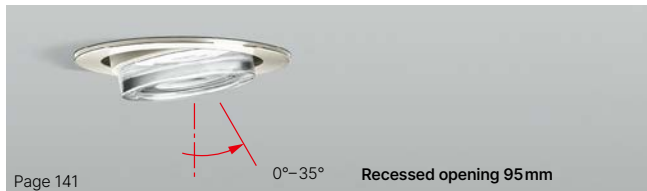
20 years availability guarantee for LED modules

Matching ceiling luminaires with the same technical features can be found on Page 302, matching wall luminaires on Page 320.

Colour velvet white								External PSU	
		LED		A	B	C	AC/DC	on/off	DALI
<b>50 876.1</b>	Crystal glass	13.5 W	1055 lm	155	105	60	✓	<b>13 144</b>	<b>13 169</b>
<b>50 877.1</b>	Ice crystal glass	13.5 W	970 lm	155	105	60	✓	<b>13 144</b>	<b>13 169</b>

Stainless steel								External PSU	
		LED		A	B	C	AC/DC	on/off	DALI
<b>50 876.2</b>	Crystal glass	13.5 W	1055 lm	155	105	60	✓	<b>13 144</b>	<b>13 169</b>
<b>50 877.2</b>	Ice crystal glass	13.5 W	970 lm	155	105	60	✓	<b>13 144</b>	<b>13 169</b>



**ACCENTA VARIO**

Recessed ceiling luminaires including external on/off or controllable DALI power supply units

Adjustable light distribution · Recessed opening 95 mm

Luminaire housing made of cast aluminium · Ceiling trim ring available with a choice of 3 finishes  
Partially frosted crystal glass · Reflector made of pure anodised aluminium · BEGA Constant Optics®

Colour rendering index (CRI) > 90

Colour temperature: 2700K – article number + **K27** or 3000K – article number + **K3**

20-year availability guarantee for LED modules

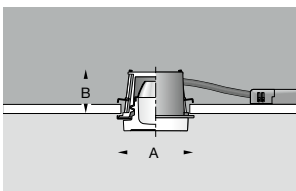
Colour white						
	LED		PSU	A	B	AC/DC
<b>50 713.1</b>	10.4 W	605 lm	on/off	105	48	✓
<b>50 714.1</b>	10.4 W	605 lm	DALI	105	48	✓

Stainless steel						
	LED		PSU	A	B	AC/DC
<b>50 713.2</b>	10.4 W	605 lm	on/off	105	48	✓
<b>50 714.2</b>	10.4 W	605 lm	DALI	105	48	✓

Brass						
	LED		PSU	A	B	AC/DC
<b>50 713.4</b>	10.4 W	605 lm	on/off	105	48	✓
<b>50 714.4</b>	10.4 W	605 lm	DALI	105	48	✓



**ACCENTA**

Recessed ceiling luminaires including external on/off or controllable DALI power supply units

Recessed opening 68 mm

Luminaire housing made of cast aluminium · Ceiling trim ring available with a choice of 3 finishes  
Partially frosted crystal glass · Reflector made of pure anodised aluminium · BEGA Constant Optics®

Colour rendering index (CRI) > 90

Colour temperature: 2700K – article number + **K27** or 3000K – article number + **K3**

20-year availability guarantee for LED modules

Colour white						
	LED		PSU	A	B	AC/DC
<b>50 710.1</b>	10.4 W	605 lm	on/off	80	48	✓
<b>50 711.1</b>	10.4 W	605 lm	DALI	80	48	✓

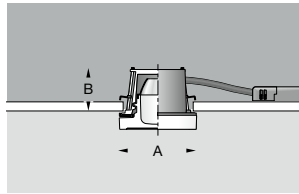
  

Stainless steel						
	LED		PSU	A	B	AC/DC
<b>50 710.2</b>	10.4 W	605 lm	on/off	80	48	✓
<b>50 711.2</b>	10.4 W	605 lm	DALI	80	48	✓

Brass						
	LED		PSU	A	B	AC/DC
<b>50 710.4</b>	10.4 W	605 lm	on/off	80	48	✓
<b>50 711.4</b>	10.4 W	605 lm	DALI	80	48	✓




**ACCENTA PURE**

**Recessed ceiling luminaires including external on/off or controllable DALI power supply units**  
Recessed opening 68 mm

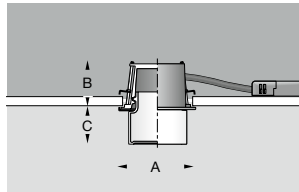
Luminaire housing made of cast aluminium  
Partially frosted crystal glass · Reflector made of pure anodised aluminium · BEGA Constant Optics®

Colour rendering index (CRI) >90

Colour temperature: 2700K – article number + **K27** or 3000K – article number + **K3**

20-year availability guarantee for LED modules

	LED		PSU	A	B	AC/DC
<b>50 591</b>	10.4 W	570 lm	on/off	80	48	✓
<b>50 593</b>	10.4 W	570 lm	DALI	80	48	✓


**ACCENTA**

**Recessed ceiling luminaires including external on/off or controllable DALI power supply units**  
Unshielded light · Recessed opening 68 mm

Cast aluminium luminaire housing · Ceiling trim ring available with a choice of 3 finishes · Satin matt opal glass

Colour rendering index (CRI) >90

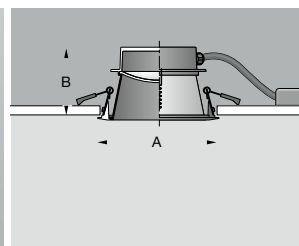
Colour temperature: 2700K – article number + **K27** or 3000K – article number + **K3**

20-year availability guarantee for LED modules

Colour white							
	LED		PSU	A	B	C	AC/DC
<b>50 716.1</b>	7.4 W	650 lm	on/off	80	48	40	✓
<b>50 717.1</b>	7.7 W	650 lm	DALI	80	48	40	✓

Stainless steel							
	LED		PSU	A	B	C	AC/DC
<b>50 716.2</b>	7.4 W	650 lm	on/off	80	48	40	✓
<b>50 717.2</b>	7.7 W	650 lm	DALI	80	48	40	✓

Brass							
	LED		PSU	A	B	C	AC/DC
<b>50 716.4</b>	7.4 W	650 lm	on/off	80	48	40	✓
<b>50 717.4</b>	7.7 W	650 lm	DALI	80	48	40	✓



Page 147

**STUDIO LINE**

**Recessed ceiling luminaires including external on/off or DALI power supply units**

Luminaires for installation in suspended ceilings

Aluminium luminaire housing · Velvet white or velvet black ceiling trim ring  
 Inside colour available with a choice of 4 finishes

Translucent synthetic cover

Colour rendering index (CRI) > 90

Colour temperature: 3000K – article number + **K3**

20-year availability guarantee for LED modules

Inside colour <b>white</b>							External PSU
Velvet white	Velvet black	LED		A	B	AC/DC	
<b>50 815.1</b>	<b>50 813.1</b>	9.8 W	660 lm	108	72	✓	Included
<b>50 578.1</b>	<b>50 576.1</b>	11.8 W	870 lm	130	80	✓	on/off
<b>50 579.1</b>	<b>50 577.1</b>	20.0 W	1555 lm	150	90	✓	on/off
<b>51 071.1</b>	<b>51 074.1</b>	9.2 W	660 lm	108	72	✓	DALI
<b>51 072.1</b>	<b>51 075.1</b>	11.8 W	870 lm	130	80	✓	DALI
<b>51 073.1</b>	<b>51 076.1</b>	20.0 W	1555 lm	150	90	✓	DALI



Inside colour <b>matt aluminium</b>							External PSU
Velvet white	Velvet black	LED		A	B	AC/DC	
<b>50 815.2</b>	<b>50 813.2</b>	9.8 W	560 lm	108	72	✓	Included
<b>50 578.2</b>	<b>50 576.2</b>	11.8 W	745 lm	130	80	✓	on/off
<b>50 579.2</b>	<b>50 577.2</b>	20.0 W	1455 lm	150	90	✓	on/off
<b>51 071.2</b>	<b>51 074.2</b>	9.2 W	560 lm	108	72	✓	DALI
<b>51 072.2</b>	<b>51 075.2</b>	11.8 W	745 lm	130	80	✓	DALI
<b>51 073.2</b>	<b>51 076.2</b>	20.0 W	1455 lm	150	90	✓	DALI

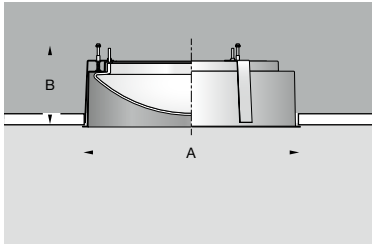


Inside colour <b>matt brass</b>							External PSU
Velvet white	Velvet black	LED		A	B	AC/DC	
<b>50 815.4</b>	<b>50 813.4</b>	9.8 W	440 lm	108	72	✓	Included
<b>50 578.4</b>	<b>50 576.4</b>	11.8 W	605 lm	130	80	✓	on/off
<b>50 579.4</b>	<b>50 577.4</b>	20.0 W	1135 lm	150	90	✓	on/off
<b>51 071.4</b>	<b>51 074.4</b>	9.2 W	440 lm	108	72	✓	DALI
<b>51 072.4</b>	<b>51 075.4</b>	11.8 W	605 lm	130	80	✓	DALI
<b>51 073.4</b>	<b>51 076.4</b>	20.0 W	1135 lm	150	90	✓	DALI



Inside colour <b>matt copper</b>							External PSU
Velvet white	Velvet black	LED		A	B	AC/DC	
<b>50 815.6</b>	<b>50 813.6</b>	9.8 W	400 lm	108	72	✓	Included
<b>50 578.6</b>	<b>50 576.6</b>	11.8 W	535 lm	130	80	✓	on/off
<b>50 579.6</b>	<b>50 577.6</b>	20.0 W	1050 lm	150	90	✓	on/off
<b>51 071.6</b>	<b>51 074.6</b>	9.2 W	400 lm	108	72	✓	DALI
<b>51 072.6</b>	<b>51 075.6</b>	11.8 W	535 lm	130	80	✓	DALI
<b>51 073.6</b>	<b>51 076.6</b>	20.0 W	1050 lm	150	90	✓	DALI





Page 149

**STUDIO LINE****Recessed ceiling luminaires for on/off power supply units or DALI controllable power supply units**

Aluminium luminaire housing available with a choice of 4 finishes · Translucent white synthetic cover on/off or DALI controllable power supply units · BEGA Thermal Management®

Cable between luminaire and PSU with convenient plug connector

Suitable on/off or DALI controllable power supply units for these luminaires must be ordered separately.

For more information see Page 344.

Colour rendering index (CRI) > 90

Colour temperature: 3000K – article number + **K3**

20-year availability guarantee for LED modules



Inside colour <b>white</b>						External PSU	
	LED		A	B	AC/DC	on/off	DALI
<b>50 892.1</b>	20.5 W	2025 lm	295	145	✓	<b>13 177</b>	<b>13 173</b>
<b>50 893.1</b>	32.0 W	2565 lm	395	150	✓	<b>13 178</b>	<b>13 174</b>
<b>50 894.1</b>	48.6 W	3595 lm	465	165	✓	<b>13 179</b>	<b>13 175</b>



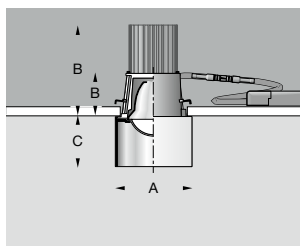
Inside colour <b>matt aluminium</b>						External PSU	
	LED		A	B	AC/DC	on/off	DALI
<b>50 892.2</b>	20.5 W	1760 lm	295	145	✓	<b>13 177</b>	<b>13 173</b>
<b>50 893.2</b>	32.0 W	2355 lm	395	150	✓	<b>13 178</b>	<b>13 174</b>
<b>50 894.2</b>	48.6 W	3235 lm	465	165	✓	<b>13 179</b>	<b>13 175</b>



Inside colour <b>matt brass</b>						External PSU	
	LED		A	B	AC/DC	on/off	DALI
<b>50 892.4</b>	20.5 W	1525 lm	295	145	✓	<b>13 177</b>	<b>13 173</b>
<b>50 893.4</b>	32.0 W	2170 lm	395	150	✓	<b>13 178</b>	<b>13 174</b>
<b>50 894.4</b>	48.6 W	2995 lm	465	165	✓	<b>13 179</b>	<b>13 175</b>



Inside colour <b>matt copper</b>						External PSU	
	LED		A	B	AC/DC	on/off	DALI
<b>50 892.6</b>	20.5 W	1350 lm	295	145	✓	<b>13 177</b>	<b>13 173</b>
<b>50 893.6</b>	32.0 W	2045 lm	395	150	✓	<b>13 178</b>	<b>13 174</b>
<b>50 894.6</b>	48.6 W	2830 lm	465	165	✓	<b>13 179</b>	<b>13 175</b>



**STUDIO LINE**

**Recessed ceiling luminaires · Downlights for external on/off or DALI controllable power supply units**

Shielded light

Recessed opening 68 mm

Luminaire housing aluminium · Outside colour velvet white or velvet black · Inside colour available with a choice of 3 finishes

Reflector made of pure anodised aluminium · Silicone diffusing lens · BEGA Constant Optics®

Power supply units for the operation of these luminaires are accessories and must be ordered separately.

Colour rendering index (CRI) > 90

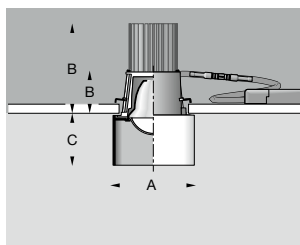

Colour temperature: 3000K – article number + **K3**

20-year availability guarantee for LED modules

Inside colour <b>matt aluminium</b>							External PSU	
Velvet white	Velvet black	LED	$\beta$	A	B	C	on/off	DALI
<b>50 370.2</b>	<b>50 249.2</b>	8.0 W 510 lm	48°	80	48	50	<b>13 198</b>	<b>13 199</b>
<b>50 371.2</b>	<b>50 252.2</b>	14.3 W 820 lm	48°	80	100	50	<b>13 144</b>	<b>13 169</b>

Inside colour <b>matt brass</b>							External PSU	
Velvet white	Velvet black	LED	$\beta$	A	B	C	on/off	DALI
<b>50 370.4</b>	<b>50 249.4</b>	8.0 W 480 lm	48°	80	48	50	<b>13 198</b>	<b>13 199</b>
<b>50 371.4</b>	<b>50 252.4</b>	14.3 W 745 lm	48°	80	100	50	<b>13 144</b>	<b>13 169</b>

Inside colour <b>matt copper</b>							External PSU	
Velvet white	Velvet black	LED	$\beta$	A	B	C	on/off	DALI
<b>50 370.6</b>	<b>50 249.6</b>	8.0 W 460 lm	48°	80	48	50	<b>13 198</b>	<b>13 199</b>
<b>50 371.6</b>	<b>50 252.6</b>	14.3 W 675 lm	48°	80	100	50	<b>13 144</b>	<b>13 169</b>



**STUDIO LINE**

**Recessed ceiling luminaires · Downlights for external on/off or DALI controllable power supply units**

Shielded light

Recessed opening 68 mm

Luminaire housing aluminium · Outside colour velvet white or velvet black · Inside colour available with a choice of 3 finishes

Reflector made of pure anodised aluminium · Silicone diffusing lens · BEGA Constant Optics®

Power supply units for the operation of these luminaires are accessories and must be ordered separately.

Colour rendering index (CRI) > 90

Colour temperature: 3000K – article number + **K3**

20-year availability guarantee for LED modules

Inside colour <b>matt aluminium</b>							External PSU	
Velvet white	Velvet black	LED	$\beta$	A	B	C	on/off	DALI
<b>50 372.2</b>	<b>50 250.2</b>	8.0 W 460 lm	48°	85×85	48	50	<b>13 198</b>	<b>13 199</b>
<b>50 373.2</b>	<b>50 253.2</b>	14.3 W 820 lm	48°	85×85	100	50	<b>13 144</b>	<b>13 169</b>

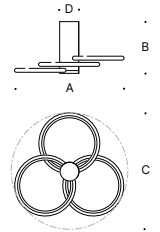
Inside colour <b>matt brass</b>							External PSU	
Velvet white	Velvet black	LED	$\beta$	A	B	C	on/off	DALI
<b>50 372.4</b>	<b>50 250.4</b>	8.0 W 415 lm	48°	85×85	48	50	<b>13 198</b>	<b>13 199</b>
<b>50 373.4</b>	<b>50 253.4</b>	14.3 W 745 lm	48°	85×85	100	50	<b>13 144</b>	<b>13 169</b>





Inside colour <b>matt copper</b>							External PSU	
Velvet white	Velvet black	LED	$\beta$	A	B	C	on/off	DALI
<b>50 372.6</b>	<b>50 250.6</b>	8.0 W 445 lm	48°	85×85	48	50	<b>13 198</b>	<b>13 199</b>
<b>50 373.6</b>	<b>50 253.6</b>	14.3 W 675 lm	48°	85×85	100	50	<b>13 144</b>	<b>13 169</b>



**Ceiling luminaires**  
Unshielded light

Metal trim ring and synthetic housing available with 4 finishes  
White silicone diffusor  
DALI controllable power supply units - BEGA Thermal Management®  
Colour rendering index (CRI) >90  
Colour temperature: 3000K – article number + **K3**  
20-year availability guarantee for LED modules

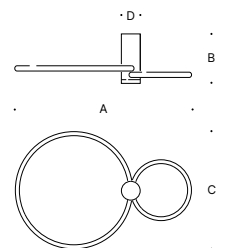






Colour velvet white									
	LED		PSU	A	B	C	D	AC/DC	
	<b>51 275.1</b>	39.0 W	3400 lm	DALI	420	200	445	70	✓
Colour velvet black									
	LED		PSU	A	B	C	D	AC/DC	
	<b>51 275.5</b>	39.0 W	3400 lm	DALI	420	200	445	70	✓
Colour matt brass									
	LED		PSU	A	B	C	D	AC/DC	
	<b>51 275.4</b>	39.0 W	3400 lm	DALI	420	200	445	70	✓
Colour matt copper									
	LED		PSU	A	B	C	D	AC/DC	
	<b>51 275.6</b>	39.0 W	3400 lm	DALI	420	200	445	70	✓



**Ceiling luminaires**  
Unshielded light

Metal trim ring and synthetic housing available with 4 finishes  
White silicone diffusor  
DALI controllable power supply units - BEGA Thermal Management®  
Colour rendering index (CRI) >90  
Colour temperature: 3000K – article number + **K3**  
20-year availability guarantee for LED modules



Colour velvet white									
	LED		PSU	A	B	C	D	AC/DC	
	<b>51 274.1</b>	39.0 W	3400 lm	DALI	635	175	420	70	✓
Colour velvet black									
	LED		PSU	A	B	C	D	AC/DC	
	<b>51 274.5</b>	39.0 W	3400 lm	DALI	635	175	420	70	✓
Colour matt brass									
	LED		PSU	A	B	C	D	AC/DC	
	<b>51 274.4</b>	39.0 W	3400 lm	DALI	635	175	420	70	✓
Colour matt copper									
	LED		PSU	A	B	C	D	AC/DC	
	<b>51 274.6</b>	39.0 W	3400 lm	DALI	635	175	420	70	✓

Please refer to the technical planning data for planning and installation. The current values for LED service life, luminous flux, maximum ambient temperature and information about the use of BEGA Thermal Management® are readily available in the instructions for use and data sheets on our website.



Page 157

**Ceiling luminaires · Unshielded light**

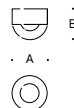
Luminaire housing made of cast aluminium available with a choice of 2 finishes · Crystal glass with internal diffuser or ice crystal glass DALI controllable power supply units · BEGA Thermal Management®

Colour rendering index (CRI) >90

Colour temperature: 3000K – article number + **K3**

20-year availability guarantee for LED modules

Matching recessed ceiling luminaires with the same technical features can be found on Page 295, matching wall luminaires on Page 320.



**Colour velvet white**

		LED		PSU		A	B	AC/DC
<b>50 878.1</b>	Crystal glass	13.5 W	1080 lm	DALI		135	115	✓
<b>50 879.1</b>	Ice crystal glass	13.5 W	1225 lm	DALI		135	115	✓



**Stainless steel**

		LED		PSU		A	B	AC/DC
<b>50 878.2</b>	Crystal glass	13.5 W	1080 lm	DALI		135	115	✓
<b>50 879.2</b>	Ice crystal glass	13.5 W	1225 lm	DALI		135	115	✓



Page 157

**Ceiling luminaires · Downlights**

Symmetrical very wide beam light distribution

Luminaire housing made of cast aluminium available with a choice of 2 finishes Partially frosted crystal glass · Reflector made of pure anodised aluminium · BEGA Constant Optics® · Downlight: Silicone diffusing lens on/off or DALI controllable power supply units · BEGA Thermal Management®

Colour rendering index (CRI) >90

Colour temperature: 2700K – article number + **K27** or 3000K – article number + **K3**

20-year availability guarantee for LED modules



**Colour velvet white**

		LED		PSU	$\beta$	A	B	AC/DC
<b>50 565.1</b>		9.7 W	985 lm	on/off	95°	120	75	✓
<b>50 567.1</b>		13.5 W	1390 lm	on/off	94°	135	80	✓
<b>50 568.1</b>		13.5 W	1390 lm	DALI	94°	135	80	✓
<b>50 570.1</b>		19.5 W	2080 lm	DALI	86°	180	95	✓



**Stainless steel**

		LED		PSU	$\beta$	A	B	AC/DC
<b>50 565.2</b>		9.7 W	985 lm	on/off	95°	120	75	✓
<b>50 567.2</b>		13.5 W	1390 lm	on/off	94°	135	80	✓
<b>50 568.2</b>		13.5 W	1390 lm	DALI	94°	135	80	✓
<b>50 570.2</b>		19.5 W	2080 lm	DALI	86°	180	95	✓



**Colour velvet white**

		LED		PSU	$\beta$	A	B	AC/DC
<b>51 211.1</b>		19.0 W	1495 lm	DALI	55°	120	135	✓
<b>51 212.1</b>		24.0 W	1880 lm	DALI	51°	135	145	✓
<b>51 213.1</b>		35.3 W	3045 lm	DALI	49°	180	175	✓



**Stainless steel**

		LED		PSU	$\beta$	A	B	AC/DC
<b>51 211.2</b>		19.0 W	1495 lm	DALI	55°	120	135	✓
<b>51 212.2</b>		24.0 W	1880 lm	DALI	51°	135	145	✓
<b>51 213.2</b>		35.3 W	3045 lm	DALI	49°	180	175	✓







Page 161

**STUDIO LINE**  
**Ceiling luminaires**  
Shielded light

Metal housing · Exterior colour velvet white or velvet black  
Inside colour available with a choice of 3 finishes  
Silicone diffusing lens · on/off power supply units

Colour rendering index (CRI) > 90

Colour temperature: 3000K – article number + **K3**

20-year availability guarantee for LED modules




Inside colour <b>matt aluminium</b>							
Velvet white	Velvet black	LED	PSU	A	B	AC/DC	
<b>50 359.2</b>	<b>50 182.2</b>	6.0 W 315 lm	on/off	80	115	✓	
<b>50 360.2</b>	<b>50 183.2</b>	10.6 W 445 lm	on/off	100	135	✓	



Inside colour <b>matt brass</b>							
Velvet white	Velvet black	LED	PSU	A	B	AC/DC	
<b>50 359.4</b>	<b>50 182.4</b>	6.0 W 310 lm	on/off	80	115	✓	
<b>50 360.4</b>	<b>50 183.4</b>	10.6 W 405 lm	on/off	100	135	✓	



Inside colour <b>matt copper</b>							
Velvet white	Velvet black	LED	PSU	A	B	AC/DC	
<b>50 359.6</b>	<b>50 182.6</b>	6.0 W 310 lm	on/off	80	115	✓	
<b>50 360.6</b>	<b>50 183.6</b>	10.6 W 305 lm	on/off	100	135	✓	



Page 161

**STUDIO LINE**  
**Ceiling luminaires**  
Shielded light

Metal housing · Exterior colour velvet white or velvet black  
Inside colour available with a choice of 3 finishes  
Silicone diffusing lens · on/off power supply units

Colour rendering index (CRI) > 90

Colour temperature: 3000K – article number + **K3**


20-year availability guarantee for LED modules



Inside colour <b>matt aluminium</b>							
Velvet white	Velvet black	LED	PSU	A	B	AC/DC	
<b>50 361.2</b>	<b>50 184.2</b>	6.0 W 295 lm	on/off	85	115	✓	
<b>50 362.2</b>	<b>50 185.2</b>	10.6 W 380 lm	on/off	105	140	✓	



Inside colour <b>matt brass</b>							
Velvet white	Velvet black	LED	PSU	A	B	AC/DC	
<b>50 361.4</b>	<b>50 184.4</b>	6.0 W 270 lm	on/off	85	115	✓	
<b>50 362.4</b>	<b>50 185.4</b>	10.6 W 380 lm	on/off	105	140	✓	



Inside colour <b>matt copper</b>							
Velvet white	Velvet black	LED	PSU	A	B	AC/DC	
<b>50 361.6</b>	<b>50 184.6</b>	6.0 W 235 lm	on/off	85	115	✓	
<b>50 362.6</b>	<b>50 185.6</b>	10.6 W 315 lm	on/off	105	140	✓	

For planning and installation, please refer to the technical planning data. The user instructions and data sheets available on our website offer all the latest information about LED service life, luminous flux and max. ambient temperatures, as well as about running BEGA Thermal Management®.



Page 159

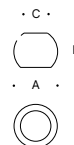
STUDIO LINE  
Ceiling luminaires

Symmetrical wide beam light distribution

Metal housing with outside colour velvet white or velvet black · Chrome trim ring  
Inside colour available with a choice of 3 finishes  
Reflector made of pure anodised aluminium · BEGA Constant Optics® · Silicone diffusing lens  
DALI controllable power supply units · BEGA Thermal Management®

Colour rendering index (CRI) >90

Colour temperature: 3000K – article number + **K3**  
20-year availability guarantee for LED modules




Inside colour <b>matt aluminium</b>		LED	PSU	$\beta$	A	B	C	AC/DC
Velvet white	Velvet black	10.0 W	885 lm	24°	140	114	80	✓
<b>50 856.2</b>	<b>50 858.2</b>	13.5 W	1220 lm	32°	190	145	110	✓
<b>50 857.2</b>	<b>50 859.2</b>							



Inside colour <b>matt brass</b>		LED	PSU	$\beta$	A	B	C	AC/DC
Velvet white	Velvet black	10.0 W	805 lm	24°	140	114	80	✓
<b>50 856.4</b>	<b>50 858.4</b>	13.5 W	1150 lm	35°	190	145	110	✓
<b>50 857.4</b>	<b>50 859.4</b>							



Inside colour <b>matt copper</b>		LED	PSU	$\beta$	A	B	C	AC/DC
Velvet white	Velvet black	10.0 W	775 lm	24°	140	114	80	✓
<b>50 856.6</b>	<b>50 858.6</b>	13.5 W	1115 lm	39°	190	145	110	✓
<b>50 857.6</b>	<b>50 859.6</b>							



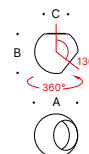
STUDIO LINE  
Ceiling luminaires

Asymmetrical light distribution

Metal housing with velvet white or velvet black exterior colour · Chrome trim ring  
Inside colour available with a choice of 3 finishes · Reflector made of pure anodised aluminium  
BEGA Constant Optics® · Silicone diffusing lens  
DALI controllable power supply units · BEGA Thermal Management®

Colour rendering index (CRI) >90

Colour temperature: 3000K – article number + **K3**  
20-year availability guarantee for LED modules



Inside colour <b>matt aluminium</b>		LED	PSU	$\beta$	A	B	C	AC/DC
Velvet white	Velvet black	10.0 W	885 lm	24°	140	130	80	✓
<b>50 849.2</b>	<b>50 847.2</b>	13.5 W	1220 lm	32°	190	170	110	✓
<b>50 850.2</b>	<b>50 848.2</b>							



Inside colour <b>matt brass</b>		LED	PSU	$\beta$	A	B	C	AC/DC
Velvet white	Velvet black	10.0 W	805 lm	24°	140	130	80	✓
<b>50 849.4</b>	<b>50 847.4</b>	13.5 W	1150 lm	35°	190	170	110	✓
<b>50 850.4</b>	<b>50 848.4</b>							



Inside colour <b>matt copper</b>		LED	PSU	$\beta$	A	B	C	AC/DC
Velvet white	Velvet black	10.0 W	775 lm	24°	140	130	80	✓
<b>50 849.6</b>	<b>50 847.6</b>	13.5 W	1115 lm	39°	190	170	110	✓
<b>50 850.6</b>	<b>50 848.6</b>							





Page 159

## STUDIO LINE

**Ceiling luminaires · Downlights**

Symmetrical wide beam light distribution

Metal housing with outside colour velvet white or velvet black · Chrome trim ring

We can also deliver the chrome trim rings in the exterior colour on request.

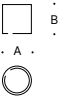
Inside colour available with a choice of 3 finishes

Reflector made of pure anodised aluminium · BEGA Constant Optics® · Silicone diffusing lens on/off or DALI controllable power supply units · BEGA Thermal Management®

Colour rendering index (CRI) &gt; 90

Colour temperature: 3000K – article number + **K3**

20-year availability guarantee for LED modules

Inside colour **matt aluminium**

Velvet white	Velvet black	LED	PSU	$\beta$	A	B	AC/DC
<b>50 932.2</b>	<b>50 931.2</b>	5.0 W	380 lm on/off	22°	90	90	✓
<b>50 677.2</b>	<b>50 674.2</b>	9.8 W	915 lm DALI	24°	120	115	✓
<b>50 678.2</b>	<b>50 675.2</b>	13.7 W	1215 lm DALI	32°	135	125	✓
<b>50 679.2</b>	<b>50 676.2</b>	19.5 W	1860 lm DALI	35°	180	150	✓

Inside colour **matt brass**

Velvet white	Velvet black	LED	PSU	$\beta$	A	B	AC/DC
<b>50 932.4</b>	<b>50 931.4</b>	5.0 W	345 lm on/off	23°	90	90	✓
<b>50 677.4</b>	<b>50 674.4</b>	9.8 W	860 lm DALI	34°	120	115	✓
<b>50 678.4</b>	<b>50 675.4</b>	13.7 W	1125 lm DALI	33°	135	125	✓
<b>50 679.4</b>	<b>50 676.4</b>	19.5 W	1730 lm DALI	40°	180	150	✓

Inside colour **matt copper**

Velvet white	Velvet black	LED	PSU	$\beta$	A	B	AC/DC
<b>50 932.6</b>	<b>50 931.6</b>	5.0 W	325 lm on/off	23°	90	90	✓
<b>50 677.6</b>	<b>50 674.6</b>	9.8 W	805 lm DALI	33°	120	115	✓
<b>50 678.6</b>	<b>50 675.6</b>	13.7 W	1095 lm DALI	43°	135	125	✓
<b>50 679.6</b>	<b>50 676.6</b>	19.5 W	1625 lm DALI	43°	180	150	✓



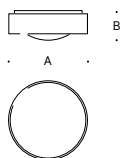
Page 163

STUDIO LINE  
Ceiling luminaires

Metal housing with outside colour velvet white or velvet black · Translucent white synthetic cover  
Inside colour available with a choice of 4 finishes

Luminaires with LED module:  
on/off or DALI controllable power supply units · BEGA Thermal Management®  
20-year availability guarantee for LED module  
Colour rendering index (CRI) > 90  
Colour temperature: 3000K – article number + **K3**

We supply the E 27 screw base luminaires complete with matching LED lamps.  
Colour rendering index (CRI) > 80  
Colour temperature: 3000K – article number + **K3**  
Technical data for BEGA LED lamps can be found on Page 342.



Inside colour **white**

Velvet white	Velvet black	LED module	PSU	A	B	AC/DC
<b>51 077.1</b>	<b>51 049.1</b>	15.5 W 1225 lm	on/off	260	90	—
<b>51 078.1</b>	<b>51 050.1</b>	29.4 W 2800 lm	DALI	360	100	✓
<b>51 079.1</b>	<b>51 051.1</b>	47.4 W 4465 lm	DALI	430	120	✓
Velvet white	Velvet black	LED lamps included	Base			
<b>51 080.1</b>	<b>51 052.1</b>	1x12 W 855 lm	E 27	260	90	—
<b>51 081.1</b>	<b>51 053.1</b>	2x12 W 1705 lm	E 27	360	100	—



Inside colour **matt aluminium**

Velvet white	Velvet black	LED module	PSU	A	B	AC/DC
<b>51 077.2</b>	<b>51 049.2</b>	15.5 W 1210 lm	on/off	260	90	—
<b>51 078.2</b>	<b>51 050.2</b>	29.4 W 2755 lm	DALI	360	100	✓
<b>51 079.2</b>	<b>51 051.2</b>	47.4 W 4370 lm	DALI	430	120	✓
Velvet white	Velvet black	LED lamps included	Base			
<b>51 080.2</b>	<b>51 052.2</b>	1x12 W 830 lm	E 27	260	90	—
<b>51 081.2</b>	<b>51 053.2</b>	2x12 W 1635 lm	E 27	360	100	—



Inside colour **matt brass**

Velvet white	Velvet black	LED module	PSU	A	B	AC/DC
<b>51 077.4</b>	<b>51 049.4</b>	15.5 W 1180 lm	on/off	260	90	—
<b>51 078.4</b>	<b>51 050.4</b>	29.4 W 2705 lm	DALI	360	100	✓
<b>51 079.4</b>	<b>51 051.4</b>	47.4 W 4265 lm	DALI	430	120	✓
Velvet white	Velvet black	LED lamps included	Base			
<b>51 080.4</b>	<b>51 052.4</b>	1x12 W 800 lm	E 27	260	90	—
<b>51 081.4</b>	<b>51 053.4</b>	2x12 W 1595 lm	E 27	360	100	—



Inside colour **matt copper**

Velvet white	Velvet black	LED module	PSU	A	B	AC/DC
<b>51 077.6</b>	<b>51 049.6</b>	15.5 W 1165 lm	on/off	260	90	—
<b>51 078.6</b>	<b>51 050.6</b>	29.4 W 2680 lm	DALI	360	100	✓
<b>51 079.6</b>	<b>51 051.6</b>	47.4 W 4200 lm	DALI	430	120	✓
Velvet white	Velvet black	LED lamps included	Base			
<b>51 080.6</b>	<b>51 052.6</b>	1x12 W 785 lm	E 27	260	90	—
<b>51 081.6</b>	<b>51 053.6</b>	2x12 W 1565 lm	E 27	360	100	—





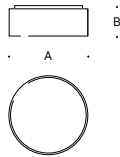
Page 163

**STUDIO LINE**  
**Ceiling luminaires**  
 Shielded light

Metal housing with outside colour velvet white or velvet black · Translucent white synthetic cover  
 Inside colour available with a choice of 4 finishes

Luminaires with LED module:  
 on/off or DALI controllable power supply units · BEGA Thermal Management®  
 20-year availability guarantee for LED module  
 Colour rendering index (CRI) > 90  
 Colour temperature: 3000K – article number + **K3**

We supply the E 27 screw base luminaires complete with matching LED lamps.  
 Colour rendering index (CRI) > 80  
 Colour temperature: 3000K – article number + **K3**  
 Technical data for BEGA LED lamps can be found on Page 342.



**Inside colour white**

Velvet white	Velvet black	LED module	PSU	A	B	AC/DC
<b>51 017.1</b>	<b>51 012.1</b>	15.5 W 1125 lm	on/off	260	105	—
<b>51 018.1</b>	<b>51 013.1</b>	29.4 W 2745 lm	DALI	360	120	✓
<b>51 019.1</b>	<b>51 014.1</b>	47.4 W 4270 lm	DALI	430	145	✓
Velvet white	Velvet black	LED lamps included	Base			
<b>51 020.1</b>	<b>51 015.1</b>	1x12 W 880 lm	E 27	260	105	—
<b>51 021.1</b>	<b>51 016.1</b>	2x12 W 1570 lm	E 27	360	120	—

**Inside colour matt aluminium**

Velvet white	Velvet black	LED module	PSU	A	B	AC/DC
<b>51 017.2</b>	<b>51 012.2</b>	15.5 W 1025 lm	on/off	260	105	—
<b>51 018.2</b>	<b>51 013.2</b>	29.4 W 2575 lm	DALI	360	120	✓
<b>51 019.2</b>	<b>51 014.2</b>	47.4 W 3915 lm	DALI	430	145	✓
Velvet white	Velvet black	LED lamps included	Base			
<b>51 020.2</b>	<b>51 015.2</b>	1x12 W 805 lm	E 27	260	105	—
<b>51 021.2</b>	<b>51 016.2</b>	2x12 W 1430 lm	E 27	360	120	—

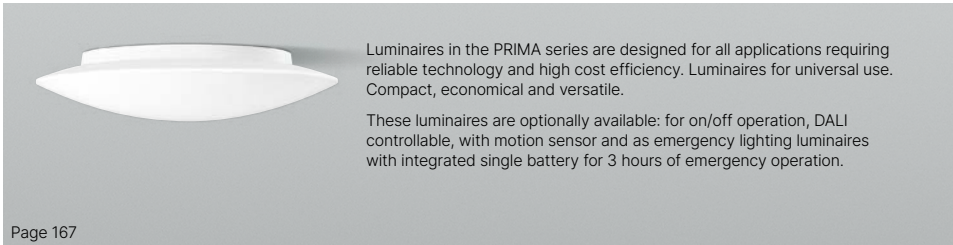
**Inside colour matt brass**

Velvet white	Velvet black	LED module	PSU	A	B	AC/DC
<b>51 017.4</b>	<b>51 012.4</b>	15.5 W 960 lm	on/off	260	105	—
<b>51 018.4</b>	<b>51 013.4</b>	29.4 W 2455 lm	DALI	360	120	✓
<b>51 019.4</b>	<b>51 014.4</b>	47.4 W 3495 lm	DALI	430	145	✓
Velvet white	Velvet black	LED lamps included	Base			
<b>51 020.4</b>	<b>51 015.4</b>	1x12 W 755 lm	E 27	260	105	—
<b>51 021.4</b>	<b>51 016.4</b>	2x12 W 1340 lm	E 27	360	120	—

**Inside colour matt copper**

Velvet white	Velvet black	LED module	PSU	A	B	AC/DC
<b>51 017.6</b>	<b>51 012.6</b>	15.5 W 935 lm	on/off	260	105	—
<b>51 018.6</b>	<b>51 013.6</b>	29.4 W 2345 lm	DALI	360	120	✓
<b>51 019.6</b>	<b>51 014.6</b>	47.4 W 3300 lm	DALI	430	145	✓
Velvet white	Velvet black	LED lamps included	Base			
<b>51 020.6</b>	<b>51 015.6</b>	1x12 W 730 lm	E 27	260	105	—
<b>51 021.6</b>	<b>51 016.6</b>	2x12 W 1260 lm	E 27	360	120	—

Please refer to the technical planning data for planning and installation. The current values for LED service life, luminous flux, maximum ambient temperature and information about the use of BEGA Thermal Management® are readily available in the instructions for use and data sheets on our website.



Page 167

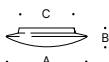
**PRIMA  
Ceiling and wall luminaires**

Metal fitting, colour white  
Satin matt opal glass  
BEGA Thermal Management®

Colour rendering index (CRI) > 90

Colour temperature: 2700K – article number + **K27** or 3000K – article number + **K3**

20-year availability guarantee for LED modules



Opal glass							
	LED		Integrated components	A	B	C	AC/DC
<b>50 504</b>	10.3 W	785 lm	on/off power supply unit	325	90	230	—
<b>50 464</b>	15.5 W	1085 lm	on/off power supply unit	325	90	230	—
<b>50 505</b>	19.6 W	1800 lm	on/off power supply unit	410	98	315	✓
<b>50 465</b>	30.0 W	3020 lm	on/off power supply unit	410	98	315	✓
<b>50 506</b>	31.0 W	3085 lm	on/off power supply unit	480	115	380	✓
<b>50 466</b>	48.0 W	4750 lm	on/off power supply unit	480	115	380	✓
<b>50 507</b>	19.6 W	1800 lm	DALI controllable	410	98	315	✓
<b>50 508</b>	29.4 W	3020 lm	DALI controllable	410	98	315	✓
<b>50 509</b>	31.8 W	3085 lm	DALI controllable	480	115	380	✓
<b>50 510</b>	47.4 W	4750 lm	DALI controllable	480	115	380	✓
<b>51 235</b>	11.3 W	785 lm	HF motion sensor	325	90	230	—
<b>51 236</b>	16.8 W	1085 lm	HF motion sensor	325	90	230	—
<b>51 237</b>	21.5 W	1800 lm	HF motion sensor	410	98	315	—
<b>51 238</b>	31.0 W	3020 lm	HF motion sensor	410	98	315	—
<b>51 239</b>	33.0 W	3085 lm	HF motion sensor	480	115	380	—
<b>51 240</b>	48.8 W	4750 lm	HF motion sensor	480	115	380	—
<b>51 233</b>	21.0 W	1800 lm*	with single emergency lighting battery 4W · 3h	410	98	315	—
<b>51 234</b>	33.5 W	3085 lm*	with single emergency lighting battery 4W · 3h	480	115	380	—



\* Luminaire luminous flux in mains operation. You can find technical data on emergency operation in the data sheets for the luminaires on our website.

**Emergency lighting luminaires**  
with a single emergency lighting battery of this series can be found at:  
[bega.com/emergency-lighting](http://bega.com/emergency-lighting)



**Ceiling and wall luminaires**

Metal fitting colour white · Satin opal glass or impact-resistant, translucent white synthetic cover on/off or DALI controllable power supply units · BEGA Thermal Management®

Colour rendering index (CRI) > 90

Colour temperature: 3000K – article number + **K3**

20-year availability guarantee for LED modules



Opal glass		Synthetic material		LED	PSU	A	B	C	AC/DC
<b>23 296</b>	940 lm	<b>23 296 P</b>	1040 lm	10.0 W	on/off	350	85	240	✓
<b>23 410</b>	1235 lm	<b>23 410 P</b>	1285 lm	13.3 W	on/off	350	85	240	✓
<b>23 414</b>	1900 lm	<b>23 414 P</b>	2110 lm	19.6 W	on/off	420	95	280	✓
<b>12 163</b>	2435 lm	<b>12 163 P</b>	2710 lm	28.7 W	DALI	420	95	280	✓
<b>12 164</b>	3640 lm	<b>12 164 P</b>	4200 lm	35.0 W	DALI	510	115	350	✓



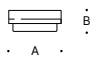
**Ceiling and wall luminaires · Protection class IP 65**



Metal housing available with a choice of 2 finishes · Crystal glass, inside white on/off or DALI controllable power supply units · BEGA Thermal Management®

Colour rendering index (CRI) > 90

Colour temperature: 3000K – article number + **K3**

20-year availability guarantee for LED modules



Colour white									
	LED		PSU	A	B	AC/DC			
<b>50 535.1</b>	5.8 W	365 lm	on/off	160	65	✓			
<b>50 536.1</b>	9.0 W	710 lm	on/off	210	70	✓			
<b>50 537.1</b>	18.0 W	1415 lm	DALI	260	80	✓			
Stainless steel									
	LED		PSU	A	B	AC/DC			
<b>50 535.2</b>	5.8 W	365 lm	on/off	160	65	✓			
<b>50 536.2</b>	9.0 W	710 lm	on/off	210	70	✓			
<b>50 537.2</b>	18.0 W	1415 lm	DALI	260	80	✓			

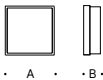
Please refer to the technical planning data for planning and installation. The current values for LED service life, luminous flux, maximum ambient temperature and information about the use of BEGA Thermal Management® are readily available in the instructions for use and data sheets on our website.



Page 169


**Ceiling and wall luminaires**

Synthetic housing in colour velvet white or velvet black  
 Synthetic cover interior in white  
 on/off power supply units  
 BEGA Thermal Management®  
 Colour rendering index (CRI) > 90  
 Colour temperature: 3000K – article number + **K3**  
 20-year availability guarantee for LED modules



Colour velvet white							
	LED		PSU	A	B	C	AC/DC
<b>51 294.1</b>	7.8 W	745 lm	on/off	200	200	65	✓
<b>51 295.1</b>	13.2 W	1025 lm	on/off	250	250	65	✓

Colour velvet black							
	LED		PSU	A	B	C	AC/DC
<b>51 294.5</b>	7.8 W	745 lm	on/off	200	200	65	✓
<b>51 295.5</b>	13.2 W	1025 lm	on/off	250	250	65	✓



Page 169

**Ceiling and wall luminaires**

Synthetic housing in colour velvet white or velvet black  
 Synthetic cover interior in white  
 on/off power supply units  
 BEGA Thermal Management®  
 Colour rendering index (CRI) > 90  
 Colour temperature: 3000K – article number + **K3**  
 20-year availability guarantee for LED modules



Colour velvet white						
	LED		PSU	A	C	AC/DC
<b>51 296.1</b>	8.0 W	460 lm	on/off	160	65	✓
<b>51 297.1</b>	13.5 W	800 lm	on/off	220	65	✓

Colour velvet black						
	LED		PSU	A	C	AC/DC
<b>51 296.5</b>	8.0 W	460 lm	on/off	160	65	✓
<b>51 297.5</b>	13.5 W	800 lm	on/off	220	65	✓

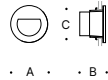




ACCENTA recessed wall luminaires for installation in device boxes with 68mm diameter and 60 mm installation depth

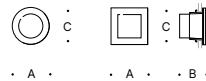
**ACCENTA**  
Recessed wall luminaires  
Recessed opening 68mm

Wall trim ring and frame available with a choice of 2 finishes  
Safety glass, inside white  
50155 - 50156 reflector surface made of pure aluminium  
on/off power supply unit  
Colour rendering index (CRI) >90  
Colour temperature: 2700K – article number + **K27** or 3000K – article number + **K3**



Colour white · Shielded						
Round	LED		PSU	A	B	C
50 156.1	2.1 W	110 lm	on/off	75	65	68
50 155.1	3.0 W	185 lm	on/off	75	65	68

Stainless steel finish · Shielded						
Round	LED		PSU	A	B	C
50 156.2	2.1 W	110 lm	on/off	75	65	68
50 155.2	3.0 W	185 lm	on/off	75	65	68



Colour white · Unshielded							
Round	Square	LED		PSU	A	B	C
50 117.1	50 119.1	2.1 W	40 lm	on/off	75	65	68
50 116.1	50 118.1	3.0 W	75 lm	on/off	75	65	68

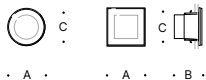
Stainless steel finish · Unshielded							
Round	Square	LED		PSU	A	B	C
50 117.2	50 119.2	2.1 W	40 lm	on/off	75	65	68
50 116.2	50 118.2	3.0 W	75 lm	on/off	75	65	68



Page 173

**ACCENTA**  
Recessed wall luminaires  
Recessed opening 68mm

Wall trim ring and frame available with a choice of 4 material finishes  
Safety glass, inside white  
on/off power supply unit · Colour rendering index (CRI) >90  
Colour temperature: 2700K – article number + **K27** or 3000K – article number + **K3**




Colour white							
Round	Square	LED		PSU	A	B	C
50 158.1	50 141.1	2.1 W	50 lm	on/off	75	65	68
50 284.1	50 285.1	3.0 W	100 lm	on/off	75	65	68

Stainless steel finish							
Round	Square	LED		PSU	A	B	C
50 158.2	50 141.2	2.1 W	50 lm	on/off	75	65	68
50 284.2	50 285.2	3.0 W	100 lm	on/off	75	65	68


Colour matt brass							
Round	Square	LED		PSU	A	B	C
50 158.4	50 141.4	2.1 W	50 lm	on/off	75	65	68
50 284.4	50 285.4	3.0 W	100 lm	on/off	75	65	68

Colour matt copper							
Round	Square	LED		PSU	A	B	C
50 158.6	50 141.6	2.1 W	50 lm	on/off	75	65	68
50 284.6	50 285.6	3.0 W	100 lm	on/off	75	65	68



Page 173

The power information may change during the validity period of the catalogue as a result of technical progress. You can find data sheets for all luminaires on our website. They contain all luminaire data and the current values for LED service life, luminous flux and maximum ambient temperature, and offer information about the use of BEGA Thermal Management®.



**Wall washers**

Symmetrical or asymmetrical light distribution

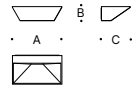
Metal housing available with a choice of 2 finishes · Safety glass  
Reflector made of pure anodised aluminium · BEGA Constant Optics®  
on/off or DALI controllable power supply units · BEGA Thermal Management®

The luminaires can be installed with light emission either upwards or downwards.

Colour rendering index (CRI) >90


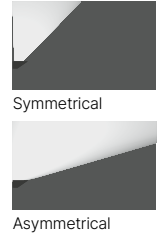
Colour temperature: 2700K – article number + **K27**, 3000K – article number + **K3**  
or 4000K – article number + **K4**

20-year availability guarantee for LED modules



Colour velvet white								
		LED		PSU	A	B	C	AC/DC
<b>50 180.1</b>	Symmetrical	12.5 W	1120 lm	on/off	200	60	120	✓
<b>50 198.1</b>	Symmetrical	19.1 W	1830 lm	DALI	260	70	160	✓
<b>50 199.1</b>	Symmetrical	36.1 W	4165 lm	DALI	320	105	190	✓
<b>50 181.1</b>	Asymmetrical	12.5 W	1080 lm	on/off	200	60	120	✓
<b>50 200.1</b>	Asymmetrical	19.1 W	2060 lm	DALI	260	70	160	✓
<b>50 201.1</b>	Asymmetrical	36.1 W	3360 lm	DALI	320	105	190	✓

Colour velvet black								
		LED		PSU	A	B	C	AC/DC
<b>50 180.5</b>	Symmetrical	12.5 W	1120 lm	on/off	200	60	120	✓
<b>50 198.5</b>	Symmetrical	19.1 W	1830 lm	DALI	260	70	160	✓
<b>50 199.5</b>	Symmetrical	36.1 W	4165 lm	DALI	320	105	190	✓
<b>50 181.5</b>	Asymmetrical	12.5 W	1080 lm	on/off	200	60	120	✓
<b>50 200.5</b>	Asymmetrical	19.1 W	2060 lm	DALI	260	70	160	✓
<b>50 201.5</b>	Asymmetrical	36.1 W	3360 lm	DALI	320	105	190	✓



**Wall washers**

Light emission on two sides

Metal housing available with a choice of 3 finishes · Crystal glass, inside white  
Reflector made of pure anodised aluminium · BEGA Constant Optics®  
on/off or DALI controllable power supply units · BEGA Thermal Management®

Colour rendering index (CRI) >90

Colour temperature: 3000K – article number + **K3** or 4000K – article number + **K4**

20-year availability guarantee for LED modules



Colour velvet white								
		LED		PSU	A	B	C	AC/DC
<b>50 594.1</b>		28.1 W	2570 lm	on/off	250	110	76	✓
<b>50 146.1</b>		28.4 W	2570 lm	DALI	250	110	76	✓
<b>50 147.1</b>		37.0 W	3845 lm	DALI	320	110	76	✓

Colour palladium								
		LED		PSU	A	B	C	AC/DC
<b>50 594.4</b>		28.1 W	2570 lm	on/off	250	110	76	✓
<b>50 146.4</b>		28.4 W	2570 lm	DALI	250	110	76	✓
<b>50 147.4</b>		37.0 W	3845 lm	DALI	320	110	76	✓

Colour velvet black								
		LED		PSU	A	B	C	AC/DC
<b>50 594.5</b>		28.1 W	2570 lm	on/off	250	110	76	✓
<b>50 146.5</b>		28.4 W	2570 lm	DALI	250	110	76	✓
<b>50 147.5</b>		37.0 W	3845 lm	DALI	320	110	76	✓





**Wall luminaires**

Light emission on two sides

Metal housing available with a choice of 2 finishes · Crystal glass, inside white  
on/off power supply units · BEGA Thermal Management®

Colour rendering index (CRI) > 90

Colour temperature: 3000K – article number + **K3**

20-year availability guarantee for LED modules




**Colour white**

	LED		PSU	A	B	C	AC/DC
<b>12 282.1</b>	10.5 W	445 lm	on/off	200	60	110	✓
<b>12 283.1</b>	15.4 W	785 lm	on/off	300	60	130	✓



**Stainless steel**

	LED		PSU	A	B	C	AC/DC
<b>12 282.2</b>	10.5 W	445 lm	on/off	200	60	110	✓
<b>12 283.2</b>	15.4 W	785 lm	on/off	300	60	130	✓



**Wall luminaires**

Light emission on two sides

Metal housing available with a choice of 2 finishes · Crystal glass, inside white  
on/off power supply units · BEGA Thermal Management®

Colour rendering index (CRI) > 90

Colour temperature: 3000K – article number + **K3**

20-year availability guarantee for LED modules




**Colour white**

	LED		PSU	A	B	C	AC/DC
<b>12 277.1</b>	10.5 W	675 lm	on/off	200	60	110	✓
<b>12 278.1</b>	15.4 W	1020 lm	on/off	300	60	110	✓



**Colour palladium**

	LED		PSU	A	B	C	AC/DC
<b>12 277.4</b>	10.5 W	675 lm	on/off	200	60	110	✓
<b>12 278.4</b>	15.4 W	1020 lm	on/off	300	60	110	✓



Please refer to the technical planning data for planning and installation. The current values for LED service life, luminous flux, maximum ambient temperature and information about the use of BEGA Thermal Management® are readily available in the instructions for use and data sheets on our website.

**Wall luminaires**

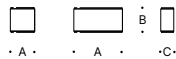
Light emission on two sides

Cast aluminium housing available with a choice of 2 finishes · Crystal glass, inside white on/off power supply units · BEGA Thermal Management®

Colour rendering index (CRI) >90

Colour temperature: 3000K – article number + **K3**

20-year availability guarantee for LED modules



Colour white							
	LED		PSU	A	B	C	AC/DC
<b>23 013.1</b>	5.2 W	260 lm	on/off	90	105	55	✓
<b>23 015.1</b>	8.8 W	510 lm	on/off	175	105	55	✓
<b>50 072.1</b>	14.8 W	650 lm	on/off	175	105	55	✓

Stainless steel							
	LED		PSU	A	B	C	AC/DC
<b>23 013.2</b>	5.2 W	260 lm	on/off	90	105	55	✓
<b>23 015.2</b>	8.8 W	510 lm	on/off	175	105	55	✓
<b>50 072.2</b>	14.8 W	650 lm	on/off	175	105	55	✓



**Wall luminaires**

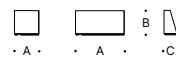
Light emission on one side

Metal housing in colour white · Crystal glass, inside white BEGA Ultimate Driver® · on/off BEGA Thermal Management®

Colour rendering index (CRI) >90

Colour temperature: 3000K – article number + **K3**

20-year availability guarantee for LED modules



	LED		PSU	A	B	C	AC/DC
<b>78 047.1</b>	2.7 W	225 lm	on/off	90	100	55	✓
<b>78 052.1</b>	4.9 W	405 lm	on/off	175	100	55	✓
<b>50 071.1</b>	7.0 W	695 lm	on/off	175	100	55	✓





**Wall luminaires**

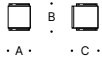
Light emission on two sides

Metal housing available with a choice of 3 finishes - Crystal glass, inside white on/off or DALI controllable power supply units - BEGA Thermal Management®

Colour rendering index (CRI) >90

Colour temperature: 3000K - article number + **K3**

20-year availability guarantee for LED modules



**Colour white**

	LED		PSU		A	B	C	AC/DC
<b>50 063.1</b>	9.0 W	540 lm	on/off		90	120	100	✓
<b>50 064.1</b>	19.3 W	1175 lm	DALI		120	150	130	✓



**Colour palladium**

	LED		PSU		A	B	C	AC/DC
<b>50 063.4</b>	9.0 W	540 lm	on/off		90	120	100	✓
<b>50 064.4</b>	19.3 W	1175 lm	DALI		120	150	130	✓



**Colour velvet black**

	LED		PSU		A	B	C	AC/DC
<b>50 063.5</b>	9.0 W	540 lm	on/off		90	120	100	✓
<b>50 064.5</b>	19.3 W	1175 lm	DALI		120	150	130	✓



**STUDIO LINE**

**Wall luminaires**

Light emission on two sides

Metal housing with outside colour velvet white or velvet black  
Inside colour available with a choice of 3 finishes  
on/off power supply units - BEGA Thermal Management®

Colour rendering index (CRI) >90

Colour temperature: 3000K - article number + **K3**

20-year availability guarantee for LED modules



**Inside colour matt aluminium**

Velvet white	Velvet black	LED		PSU		A	B	C	AC/DC
<b>50 818.2</b>	<b>50 755.2</b>	13.7 W	820 lm	on/off		300	65	80	✓
<b>50 819.2</b>	<b>50 756.2</b>	29.0 W	1345 lm	on/off		500	65	80	✓



**Inside colour matt brass**

Velvet white	Velvet black	LED		PSU		A	B	C	AC/DC
<b>50 818.4</b>	<b>50 755.4</b>	13.7 W	775 lm	on/off		300	65	80	✓
<b>50 819.4</b>	<b>50 756.4</b>	29.0 W	1235 lm	on/off		500	65	80	✓




**Inside colour matt copper**

Velvet white	Velvet black	LED		PSU		A	B	C	AC/DC
<b>50 818.6</b>	<b>50 755.6</b>	13.7 W	675 lm	on/off		300	65	80	✓
<b>50 819.6</b>	<b>50 756.6</b>	29.0 W	1065 lm	on/off		500	65	80	✓

Please refer to the technical planning data for planning and installation. The current values for LED service life, luminous flux, maximum ambient temperature and information about the use of BEGA Thermal Management® are readily available in the instructions for use and data sheets on our website.






STUDIO LINE  
**Wall luminaires**  
 Light emission on two sides  
 Metal housing with outside colour velvet white or velvet black  
 Inside colour available with a choice of 3 finishes  
 BEGA AC module  
 BEGA Thermal Management®  
 Colour rendering index (CRI) >90  
 Colour temperature: 3000K – article number + **K3**  
 20-year availability guarantee for LED modules



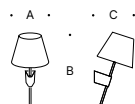
Inside colour <b>matt aluminium</b>								
Velvet white	Velvet black	LED			A	B	C	
<b>50 349.2</b>	<b>50 213.2</b>	10.0 W	310 lm	AC module	100	180	90	
<b>50 350.2</b>	<b>50 214.2</b>	14.0 W	365 lm	AC module	120	220	90	

Inside colour <b>matt brass</b>								
Velvet white	Velvet black	LED			A	B	C	
<b>50 349.4</b>	<b>50 213.4</b>	10.0 W	250 lm	AC module	100	180	90	
<b>50 350.4</b>	<b>50 214.4</b>	14.0 W	305 lm	AC module	120	220	90	

Inside colour <b>matt copper</b>								
Velvet white	Velvet black	LED			A	B	C	
<b>50 349.6</b>	<b>50 213.6</b>	10.0 W	165 lm	AC module	100	180	90	
<b>50 350.6</b>	<b>50 214.6</b>	14.0 W	215 lm	AC module	120	220	90	



STUDIO LINE  
**Wall luminaires**  
 Light emission on two sides  
 Housing with outside colour velvet white or velvet black  
 Translucent synthetic cover with optical texture  
 Inside colour available with a choice of 2 finishes  
 on/off or DALI controllable power supply units · BEGA Thermal Management®  
 Colour rendering index (CRI) >90  
 Colour temperature: 3000K – article number + **K3**  
 20-year availability guarantee for LED modules



Inside colour <b>matt brass</b>								
Velvet white	Velvet black	LED		PSU	A	B	C	
<b>51 280.4</b>	<b>51 281.4</b>	9.0 W	485 lm	on/off	165	350	157	
<b>51 147.4</b>	<b>51 148.4</b>	19.5 W	1355 lm	DALI	215	437	227	

Inside colour <b>matt copper</b>								
Velvet white	Velvet black	LED		PSU	A	B	C	
<b>51 280.6</b>	<b>51 281.6</b>	9.0 W	450 lm	on/off	165	350	157	
<b>51 147.6</b>	<b>51 148.6</b>	19.5 W	1315 lm	DALI	215	437	227	





**STUDIO LINE**

**Wall luminaires**

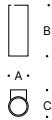
Light emission on two sides

Metal housing with outside colour velvet white or velvet black  
 Inside colour available with a choice of 3 finishes  
 DALI controllable power supply units · BEGA Thermal Management®

Colour rendering index (CRI) > 90

Colour temperature: 3000K – article number + **K3**

20-year availability guarantee for LED modules



Inside colour **matt aluminium**

Velvet white	Velvet black	LED	PSU	A	B	C
<b>51 143.2</b>	<b>51 145.2</b>	19.5 W 1130 lm	DALI	80	210	110
<b>51 144.2</b>	<b>51 146.2</b>	28.0 W 1455 lm	DALI	100	250	130



Inside colour **matt brass**

Velvet white	Velvet black	LED	PSU	A	B	C
<b>51 143.4</b>	<b>51 145.4</b>	19.5 W 965 lm	DALI	80	210	110
<b>51 144.4</b>	<b>51 146.4</b>	28.0 W 1290 lm	DALI	100	250	130



Inside colour **matt copper**

Velvet white	Velvet black	LED	PSU	A	B	C
<b>51 143.6</b>	<b>51 145.6</b>	19.5 W 885 lm	DALI	80	210	110
<b>51 144.6</b>	<b>51 146.6</b>	28.0 W 1120 lm	DALI	100	250	130





STUDIO LINE

**Wall luminaires**

with 360° radial light emission

Metal housing with outside colour velvet white or velvet black

Internal translucent white synthetic cover

Inside colour available with a choice of 2 finishes

51216 · 51219 on/off power supply unit

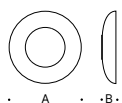
51217 · 51220 DALI controllable power supply unit

BEGA Thermal Management®

Colour rendering index (CRI) >90

Colour temperature: 3000K – article number + **K3**

20-year availability guarantee for LED modules



Inside colour  **matt brass**

Velvet white	Velvet black	LED	PSU	A	B
<b>51 216.4</b>	<b>51 219.4</b>	28.4 W	710 lm on/off	500	100
<b>51 217.4</b>	<b>51 220.4</b>	36.5 W	850 lm DALI	700	100

Inside colour  **matt copper**

Velvet white	Velvet black	LED	PSU	A	B
<b>51 216.6</b>	<b>51 219.6</b>	28.4 W	445 lm on/off	500	100
<b>51 217.6</b>	<b>51 220.6</b>	36.5 W	530 lm DALI	700	100



STUDIO LINE

**Illuminated mirrors**

with 360° radial light emission

Protection class IP 44

Metal housing with outside colour velvet white or velvet black

Internal translucent white synthetic cover

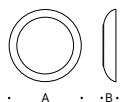
Inside colour available with a choice of 3 finishes

DALI controllable power supply units · BEGA Thermal Management®

Colour rendering index (CRI) >90

Colour temperature: 3000K – article number + **K3**

20-year availability guarantee for LED modules



Inside colour  **velvet white**

Velvet white	Velvet black	LED	PSU	A	B	AC/DC
<b>51 191.1</b>	<b>51 190.1</b>	30.0 W	1650 lm DALI	500	90	✓
<b>51 198.1</b>	<b>51 222.1</b>	59.0 W	2835 lm DALI	700	90	✓

Inside colour  **matt brass**

Velvet white	Velvet black	LED	PSU	A	B	AC/DC
<b>51 191.4</b>	<b>51 190.4</b>	30.0 W	760 lm DALI	500	90	✓
<b>51 198.4</b>	<b>51 222.4</b>	59.0 W	2580 lm DALI	700	90	✓

Inside colour  **matt copper**

Velvet white	Velvet black	LED	PSU	A	B	AC/DC
<b>51 191.6</b>	<b>51 190.6</b>	30.0 W	520 lm DALI	500	90	✓
<b>51 198.6</b>	<b>51 222.6</b>	59.0 W	900 lm DALI	700	90	✓





STUDIO LINE

**Wall luminaires**

with 360° radial light emission

Metal housing with outside colour velvet white or velvet black

Internal translucent white synthetic cover

Inside colour available with a choice of 2 finishes

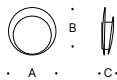
DALI controllable power supply units · BEGA Thermal Management®

The luminaire can be rotated on the fitting by 360 degrees and will have to be fixed in place with a screw after the desired position is found.

Colour rendering index (CRI) >90

Colour temperature: 3000K – article number + **K3**

20-year availability guarantee for LED modules



Inside colour **matt brass**

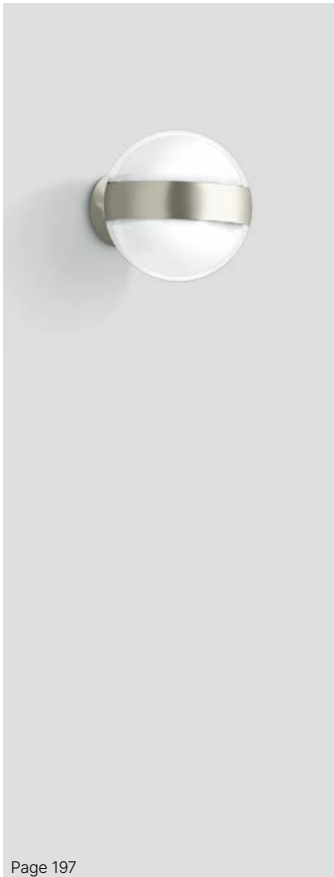
Velvet white	Velvet black	LED	PSU	A	B	C	AC/DC
<b>50 909.4</b>	<b>50 912.4</b>	18.0 W 600 lm	DALI	400	280	90	✓
<b>50 910.4</b>	<b>50 913.4</b>	25.8 W 700 lm	DALI	500	370	110	✓



Inside colour **matt copper**

Velvet white	Velvet black	LED	PSU	A	B	C	AC/DC
<b>50 909.6</b>	<b>50 912.6</b>	18.0 W 505 lm	DALI	400	280	90	✓
<b>50 910.6</b>	<b>50 913.6</b>	25.8 W 525 lm	DALI	500	370	110	✓



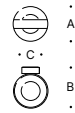


**Wall luminaires**  
Unshielded light

Luminaire housing made of cast aluminium available with a choice of 3 finishes  
Crystal glass, inside white  
on/off power supply units - BEGA Thermal Management®

Colour rendering index (CRI) >90  
Colour temperature: 3000K – article number + **K3**  
20-year availability guarantee for LED modules


Matching recessed ceiling luminaires with the same technical features can be found on Page 295, matching ceiling luminaires on Page 302.



Colour velvet white						
	LED		PSU	A	B	C
<b>50 840.1</b>	11.3 W	925 lm	on/off	140	165	70

Stainless steel						
	LED		PSU	A	B	C
<b>50 840.2</b>	11.3 W	925 lm	on/off	140	165	70

Colour velvet black						
	LED		PSU	A	B	C
<b>50 840.5</b>	11.3 W	925 lm	on/off	140	165	70

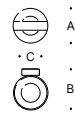


**Wall luminaires**  
Unshielded light

Luminaire housing made of cast aluminium available with a choice of 3 finishes  
Ice crystal glass  
on/off power supply units - BEGA Thermal Management®

Colour rendering index (CRI) >90  
Colour temperature: 3000K – article number + **K3**  
20-year availability guarantee for LED modules

Matching recessed ceiling luminaires with the same technical features can be found on Page 295, matching ceiling luminaires on Page 302.



Colour velvet white						
	LED		PSU	A	B	C
<b>50 853.1</b>	11.3 W	1275 lm	on/off	140	165	70

Stainless steel						
	LED		PSU	A	B	C
<b>50 853.2</b>	11.3 W	1275 lm	on/off	140	165	70

Colour velvet black						
	LED		PSU	A	B	C
<b>50 853.5</b>	11.3 W	1275 lm	on/off	140	165	70





PRIMA  
**Wall luminaires** · Unshielded light  
 Metal fitting in colour white · Satin matt opal glass  
 BEGA AC module  
 BEGA Thermal Management®  
 Colour rendering index (CRI) >90  
 Colour temperature: 3000K – article number + **K3**  
 20-year availability guarantee for LED modules



Unshielded						
	LED			A	B	C
<b>50 262</b>	10.0 W	750 lm	AC module	250	100	110
<b>50 263</b>	20.0 W	1610 lm	AC module	350	100	125




PRIMA  
**Wall luminaires** · Shielded light  
 Metal fitting in colour white · Satin matt opal glass  
 Metal shield available with a choice of 2 finishes  
 BEGA AC module  
 BEGA Thermal Management®  
 Colour rendering index (CRI) >90  
 Colour temperature: 3000K – article number + **K3**  
 20-year availability guarantee for LED modules



Shielded · Colour white						
	LED			A	B	C
<b>50 264.1</b>	10.0 W	495 lm	AC module	255	100	110
<b>50 265.1</b>	20.0 W	1190 lm	AC module	355	100	125

Shielded · Stainless steel						
	LED			A	B	C
<b>50 264.2</b>	10.0 W	495 lm	AC module	255	100	110
<b>50 265.2</b>	20.0 W	1190 lm	AC module	355	100	125



Please refer to the technical planning data for planning and installation. The current values for LED service life, luminous flux, maximum ambient temperature and information about the use of BEGA Thermal Management® are readily available in the instructions for use and data sheets on our website.



Page 199

Light Brick – Lichtbaustein® · Pebbles

**Wall luminaires**

Unshielded light

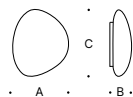
Metal fitting in colour white · Satin matt opal glass

DALI controllable power supply units · BEGA Thermal Management®

Colour rendering index (CRI) >90


Colour temperature: 2700K – article number + **K27** or 3000K – article number + **K3**

20-year availability guarantee for LED modules



**Light Brick – Lichtbaustein® · Type A**

	LED	PSU	A	B	C	AC/DC	
<b>51129</b>	13.4 W	1200 lm	DALI	305	120	355	✓
<b>51130</b>	30.0 W	2640 lm	DALI	420	150	470	✓



Page 199

Light Brick – Lichtbaustein® · Pebbles

**Wall luminaires**

Unshielded light

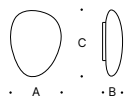
Metal fitting in colour white · Satin matt opal glass

DALI controllable power supply units · BEGA Thermal Management®

Colour rendering index (CRI) >90

Colour temperature: 2700K – article number + **K27** or 3000K – article number + **K3**

20-year availability guarantee for LED modules



**Light Brick – Lichtbaustein® · Type B**

	LED	PSU	A	B	C	AC/DC	
<b>51131</b>	13.4 W	1200 lm	DALI	300	120	395	✓
<b>51132</b>	30.0 W	2640 lm	DALI	400	150	525	✓





**Wall luminaires**  
Unshielded light

Metal shield available with a choice of 3 finishes · Opal glass  
on/off or DALI controllable power supply units · BEGA Thermal Management®  
Colour rendering index (CRI) >90  
Colour temperature: 3000K – article number + **K3**  
20-year availability guarantee for LED modules



**Rounded · Metal shield Colour white**

	LED	PSU	A	B
<b>12 209.1</b>	10.0 W	555 lm	on/off	200 50
<b>12 210.1</b>	19.0 W	1335 lm	DALI	320 60



**Rounded · Metal shield Chrome**

	LED	PSU	A	B
<b>12 209.3</b>	10.0 W	555 lm	on/off	200 50
<b>12 210.3</b>	19.0 W	1335 lm	DALI	320 60



**Rounded · Metal shield Colour velvet black**

	LED	PSU	A	B
<b>12 209.5</b>	10.0 W	555 lm	on/off	200 50
<b>12 210.5</b>	19.0 W	1335 lm	DALI	320 60



Page 201



**Wall luminaires**  
Unshielded light

Metal shield available with a choice of 3 finishes · Opal glass  
on/off or DALI controllable power supply units · BEGA Thermal Management®  
Colour rendering index (CRI) >90  
Colour temperature: 3000K – article number + **K3**  
20-year availability guarantee for LED modules



**Cylindrical · Metal shield · Colour white**

	LED	PSU	A	B
<b>50 093.1</b>	10.0 W	530 lm	on/off	200 50
<b>50 094.1</b>	19.0 W	1360 lm	DALI	320 60



**Cylindrical · Metal shield · Chrome**

	LED	PSU	A	B
<b>50 093.3</b>	10.0 W	530 lm	on/off	200 50
<b>50 094.3</b>	19.0 W	1360 lm	DALI	320 60




**Cylindrical · Metal shield · Colour velvet black**

	LED	PSU	A	B
<b>50 093.5</b>	10.0 W	530 lm	on/off	200 50
<b>50 094.5</b>	19.0 W	1360 lm	DALI	320 60



Page 201



**Wall luminaire**

Unshielded light

Metal fitting with stainless steel finish · Satin matt opal glass

Luminaires with LED module:

BEGA AC module

BEGA Thermal Management® · Colour rendering index (CRI) > 90

Colour temperature: 3000K – article number + **K3**

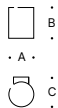
The luminaires with G9 base are supplied with matching LED lamps.

Colour rendering index (CRI) > 80


Colour temperature: 3000K – article number + **K3**

Technical data for BEGA LED lamps can be found on Page 412.

20-year availability guarantee for LED modules



LED module				A	B	C
<b>50 066.2</b>	10.0 W	860 lm	AC module	140	170	170
LED lamp				Base		
<b>50 969.2</b>	1 × 4 W	370 lm	G9	140	140	170



**Wall luminaires**

Unshielded light

Matt aluminium glass support · Satin matt opal glass

Luminaires with BEGA AC module, on/off power supply unit or DALI controllable power supply unit

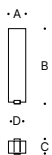
BEGA Thermal Management®

Colour rendering index (CRI) > 90

Colour temperature: 3000K – article number + **K3** or 4000K – article number + **K4**

50137.2 3000K – article number + **K3**

20-year availability guarantee for LED modules



LED				A	B	C	D	AC/DC
<b>50 137.2</b>	10.0 W	780 lm	AC module	100	175	90	35	—
PSU								
<b>50 138.2</b>	15.0 W	1130 lm	on/off	100	290	115	35	✓
<b>50 139.2</b>	18.8 W	1590 lm	DALI	100	425	115	35	✓
<b>50 140.2</b>	22.6 W	1865 lm	DALI	100	560	115	35	✓

**Wall luminaires**

Unshielded light

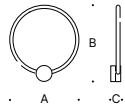
Metal trim ring and synthetic housing · white silicone diffuser  
 Metal trim ring and inlay available in a choice of 4 finishes and housing available in 2 finishes  
 DALI controllable power supply units · BEGA Thermal Management®

Colour rendering index (CRI) > 90

Colour temperature: 3000K – article number + **K3**

We supply matching wall shields as accessories.

20-year availability guarantee for LED modules



**Colour velvet white**

	LED	PSU	A	B	C
<b>51 272.1</b>	26.4 W	2265 lm	DALI	430	500 70
<b>51 273.1</b>	39.0 W	3400 lm	DALI	625	690 70

**Colour velvet black**

	LED	PSU	A	B	C
<b>51 272.5</b>	26.4 W	2265 lm	DALI	430	500 70
<b>51 273.5</b>	39.0 W	3400 lm	DALI	625	690 70

**Colour matt brass**

	LED	PSU	A	B	C
<b>51 272.4</b>	26.4 W	2265 lm	DALI	430	500 70
<b>51 273.4</b>	39.0 W	3400 lm	DALI	625	690 70

**Colour matt copper**

	LED	PSU	A	B	C
<b>51 272.6</b>	26.4 W	2265 lm	DALI	430	500 70
<b>51 273.6</b>	39.0 W	3400 lm	DALI	625	690 70

**Wall shield velvet white**

	A
<b>13 337</b>	400
<b>13 341</b>	600

**Wall shield velvet black**


	A
<b>13 339</b>	400
<b>13 343</b>	600

**Wall shield matt brass**

	A
<b>13 338</b>	400
<b>13 342</b>	600

**Wall shield matt copper**

	A
<b>13 340</b>	400
<b>13 344</b>	600





**Pendant luminaires**

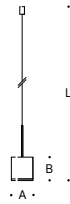
Wide beam light distribution

Cast aluminium luminaire housing · Luminaire housing and canopy available with a choice of 2 finishes  
 Partially frosted crystal glass · Reflector made of pure anodised aluminium · Silicone diffusing lens  
 White cable pendant · Luminaires made of stainless steel: Black cable pendant · Custom lengths on request  
 on/off or DALI controllable power supply units  
 BEGA Thermal Management®  
 BEGA Constant Optics®

Colour rendering index (CRI) >90

Colour temperature: 3000K – article number + **K3**

20-year availability guarantee for LED modules



**Colour velvet white · White cable pendant**

	LED	PSU	$\beta$	A	B	L	AC/DC
<b>50 612.1</b>	9.8 W 855 lm	on/off	55°	120	130	2000	✓
<b>50 613.1</b>	13.7 W 1150 lm	DALI	53°	135	145	3000	✓
<b>50 614.1</b>	19.5 W 1655 lm	DALI	49°	180	175	3000	✓

**Stainless steel · Black cable pendant**

	LED	PSU	$\beta$	A	B	L	AC/DC
<b>50 612.2</b>	9.8 W 855 lm	on/off	55°	120	130	2000	✓
<b>50 613.2</b>	13.7 W 1150 lm	DALI	53°	135	145	3000	✓
<b>50 614.2</b>	19.5 W 1655 lm	DALI	49°	180	175	3000	✓



**Pendant luminaires**

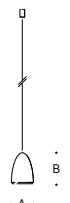
Wide beam light distribution

Cast aluminium luminaire housing · Luminaire housing and canopy available in white, partially frosted crystal glass  
 Reflector made of pure anodised aluminium · BEGA Constant Optics®  
 Transparent cable pendant  
 Special lengths on request  
 on/off or DALI controllable power supply units · BEGA Thermal Management®

Colour rendering index (CRI) >90

Colour temperature: 3000K – article number + **K3** or 4000K – article number + **K4**

20-year availability guarantee for LED modules



**Colour white · Transparent cable pendant**

	LED	PSU		A	B	L	AC/DC
<b>56 538.1</b>	4.8 W 180 lm	on/off		95	125	1500	—
<b>50 700.1</b>	13.4 W 1180 lm	DALI		135	180	2000	✓
<b>50 701.1</b>	19.0 W 1605 lm	DALI		155	220	2000	✓







### Pendant luminaires

Unshielded light

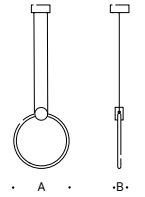
Metal trim ring and synthetic canopy available with a choice of 4 finishes  
 White silicone diffuser · Cable pendant · Custom lengths on request  
 DALI controllable power supply units · BEGA Thermal Management®  
 Colour rendering index (CRI) > 90

The luminaire position can be adjusted via a fine adjustment in the canopy.

Colour temperature: 3000K – article number + **K3**

20-year availability guarantee for LED modules

See Pages 301 and 325 for matching ceiling and wall luminaires.



#### Colour velvet white · White cable pendant

	LED		PSU	A	B	L	AC/DC
<b>51 270.1</b>	26.4 W	2265 lm	DALI	420	22	1800	✓
<b>51 271.1</b>	39.0 W	3400 lm	DALI	615	22	2000	✓

#### Colour velvet black · Black cable pendant


	LED		PSU	A	B	L	AC/DC
<b>51 270.5</b>	26.4 W	2265 lm	DALI	420	22	1800	✓
<b>51 271.5</b>	39.0 W	3400 lm	DALI	615	22	2000	✓

#### Colour matt brass · White cable pendant

	LED		PSU	A	B	L	AC/DC
<b>51 270.4</b>	26.4 W	2265 lm	DALI	420	22	1800	✓
<b>51 271.4</b>	39.0 W	3400 lm	DALI	615	22	2000	✓

#### Colour matt copper · White cable pendant

	LED		PSU	A	B	L	AC/DC
<b>51 270.6</b>	26.4 W	2265 lm	DALI	420	22	1800	✓
<b>51 271.6</b>	39.0 W	3400 lm	DALI	615	22	2000	✓



Page 209



Page 213

STUDIO LINE

**Pendant luminaires**

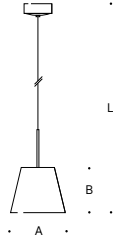
Shielded light · Additional light emission upwards

Metal housing with outside colour velvet white or velvet black  
 Translucent synthetic cover · Inside colour available with a choice of 3 finishes  
 Canopy and cable pendant in luminaire colour · Special lengths on request  
 DALI controllable power supply units · BEGA Thermal Management®

Colour rendering index (CRI) > 90

Colour temperature: 3000K – article number + **K3**

20-year availability guarantee for LED modules



Canopy and cable pendant in luminaire colour

Inside colour <b> matt aluminium</b>							
Velvet white	Velvet black	LED	PSU	A	B	L	AC/DC
<b>50 758.2</b>	<b>50 737.2</b>	38.0 W	2560 lm	DALI	310	250	2000 ✓
<b>50 759.2</b>	<b>50 738.2</b>	48.0 W	3715 lm	DALI	400	320	3000 ✓



Inside colour <b> matt brass</b>							
Velvet white	Velvet black	LED	PSU	A	B	L	AC/DC
<b>50 758.4</b>	<b>50 737.4</b>	38.0 W	2220 lm	DALI	310	250	2000 ✓
<b>50 759.4</b>	<b>50 738.4</b>	48.0 W	2950 lm	DALI	400	320	3000 ✓



Inside colour <b> matt copper</b>							
Velvet white	Velvet black	LED	PSU	A	B	L	AC/DC
<b>50 758.6</b>	<b>50 737.6</b>	38.0 W	2110 lm	DALI	310	250	2000 ✓
<b>50 759.6</b>	<b>50 738.6</b>	48.0 W	2840 lm	DALI	400	320	3000 ✓





**Pendant luminaires**

Shielded light · Light emission on two sides

Metal housing with outside colour available with a choice of 3 finishes

Silicone light diffuser

Colour velvet white and matt brass: White cable pendant

Colour velvet black: Black cable pendant

Custom lengths for cable pendant and profile on request

DALI controllable power supply units · BEGA Thermal Management®

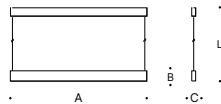
Colour rendering index (CRI) > 90

Colour temperature: 3000K – article number + **K3**

20-year availability guarantee for LED modules



A silicone light diffuser distributes the light upwards and downwards.



**Colour velvet white**

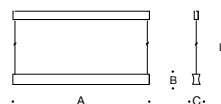
	LED	PSU	A	B	C	L	AC/DC
<b>51 264.1</b>	31.0 W	1930 lm	DALI	770	60	23	2000 ✓
<b>51 265.1</b>	49.0 W	2840 lm	DALI	1170	60	23	2000 ✓
<b>51 266.1</b>	77.0 W	5060 lm	DALI	1870	60	23	2000 ✓

**Colour velvet black**

	LED	PSU	A	B	C	L	AC/DC
<b>51 264.5</b>	31.0 W	895 lm	DALI	770	60	23	2000 ✓
<b>51 265.5</b>	49.0 W	1380 lm	DALI	1170	60	23	2000 ✓
<b>51 266.5</b>	77.0 W	2325 lm	DALI	1870	60	23	2000 ✓

**Colour matt brass**

	LED	PSU	A	B	C	L	AC/DC
<b>51 264.4</b>	31.0 W	1120 lm	DALI	770	60	23	2000 ✓
<b>51 265.4</b>	49.0 W	1830 lm	DALI	1170	60	23	2000 ✓
<b>51 266.4</b>	77.0 W	3090 lm	DALI	1870	60	23	2000 ✓



**Colour velvet white**

	LED	PSU	A	B	C	L	AC/DC
<b>51 267.1</b>	31.0 W	2750 lm	DALI	770	60	43	2000 ✓
<b>51 268.1</b>	49.0 W	4255 lm	DALI	1170	60	43	2000 ✓
<b>51 269.1</b>	77.0 W	6305 lm	DALI	1870	60	43	2000 ✓

**Colour velvet black**

	LED	PSU	A	B	C	L	AC/DC
<b>51 267.5</b>	31.0 W	1500 lm	DALI	770	60	43	2000 ✓
<b>51 268.5</b>	49.0 W	2260 lm	DALI	1170	60	43	2000 ✓
<b>51 269.5</b>	77.0 W	3715 lm	DALI	1870	60	43	2000 ✓

**Colour matt brass**

	LED	PSU	A	B	C	L	AC/DC
<b>51 267.4</b>	31.0 W	1865 lm	DALI	770	60	43	2000 ✓
<b>51 268.4</b>	49.0 W	3000 lm	DALI	1170	60	43	2000 ✓
<b>51 269.4</b>	77.0 W	4770 lm	DALI	1870	60	43	2000 ✓

Please refer to the technical planning data for planning and installation. The current values for LED service life, luminous flux, maximum ambient temperature and information about the use of BEGA Thermal Management® are readily available in the instructions for use and data sheets on our website.



**BEGA system pendant luminaires**

As a modular system, BEGA system pendant luminaires allow you to combine pendant luminaires with various installation components.

The electrical connection and suspension of a pendant luminaire on the ceiling is usually achieved by means of a canopy. Apart from providing safety-relevant protection against contact voltage, this also conceals the suspension and cable connection.

However, structural conditions often require pendant luminaires to be installed on different ceiling constructions.

For example, the electrical connection and suspension may have to be integrated into a suspended ceiling. Requirements could include assembly and installation on sloped ceilings or installation of pendant luminaires in a track system.

With BEGA system pendant luminaires, you simply order the matching installation components for your system pendant luminaire and the desired type of installation. A schematic overview of all installation components can be found on the opposite page.

Matching installation components are shown on the catalogue pages of the system pendant luminaires. Installation components are accessories for BEGA system pendant luminaires and must be ordered with the pendant luminaires.

Please take note of the technical data of the system pendant luminaires and the installation components when planning. The relevant instructions for use can be found on our website.

<p><b>Type A</b></p> <p><b>Surface-mounted canopy</b> For the mounting and electrical installation of a BEGA system pendant luminaire on straight ceilings of all types.</p>	<p><b>Type B</b></p> <p><b>Surface-mounted canopy</b> For the mounting and electrical installation of a BEGA system pendant luminaire on sloped and straight ceilings of all types. Suitable for sloped ceilings with an inclination of 0–40°.</p>	<p><b>Type C</b></p> <p><b>Recessed canopy</b> For the mounting and electrical installation of a BEGA system pendant luminaire in sloped and straight suspended ceilings. Suitable for sloped ceilings with an inclination of 0–40°.</p>	<p><b>Type D</b></p> <p><b>Track adapter</b> for the integration of a BEGA system pendant luminaire in surface mounted and recessed Eurostandard-Plus® track systems. Track adapters are not suitable for use with direct current applications.</p>
<p><b>Type AS</b></p> <p><b>S.-mounted canopy · Smart</b> structurally identical to Type A, but with built-in Smart DALI Controller for wireless control of the luminaire using BEGA Smart.</p>	<p><b>Type BS</b></p> <p><b>Surface-mounted canopy · Smart</b> structurally identical to Type B, but with built-in Smart DALI Controller for wireless control of the luminaire using BEGA Smart.</p>	<p><b>Type CS</b></p> <p><b>Recessed canopy · Smart</b> structurally identical to Type C, but with built-in Smart DALI Controller for wireless control of the luminaire using BEGA Smart.</p>	<p><b>Type AS · BS · CS</b></p> <p>More information about BEGA Smart can be found on Page 340 or online at <a href="http://bega.com/smart">bega.com/smart</a></p>

**Installation components**

Velvet white						
Type A	Type AS	Type B	Type BS	Type C	Type CS	Type D
13 223	13 227	13 232	13 269	13 235	13 272	13 216
13 229	13 266	13 244		13 250	13 275	13 218
13 238	13 276	13 247		13 253	13 279	13 220
13 241	13 282	13 259		13 261	13 285	13 224
13 245	13 329	13 331		13 333	13 335	13 226
13 255						
13 257						
13 327						
Velvet black						
Type A	Type AS	Type B	Type BS	Type C	Type CS	Type D
13 222	13 265	13 231	13 268	13 234	13 271	13 215
13 228	13 267	13 243		13 249	13 273	13 217
13 237	13 270	13 246		13 252	13 274	13 219
13 239	13 281	13 258		13 260	13 284	13 221
13 240	13 330	13 332		13 334	13 336	13 225
13 251						
13 256						
13 328						

**BEGA system pendant luminaires**

Unshielded light

Metal fitting, rod suspension and installation components · Colour white  
 Opal glass DUOLOGIC · Black cable pendant · Special lengths on request  
 on/off or DALI controllable power supply units  
 Luminaires with on/off power supply units can also be dimmed when used with canopy types AS or CS.

Colour rendering index (CRI) > 90

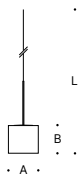
Colour temperature: 3000K – article number + **K3** or 4000K – article number + **K4**

20-year availability guarantee for LED modules

An overview of the prices for the various installation components can be found on Page 330.  
 Installation components are accessories for BEGA system pendant luminaires and must be ordered with the pendant luminaires.



**Velvet white**  
Code number .1




**BEGA system pendant luminaires**

Colour velvet white							
	LED		PSU	A	B	L	AC/DC
<b>50 973.1</b>	7.3 W	545 lm	on/off	160	140	1500	✓
<b>50 974.1</b>	15.9 W	1550 lm	DALI	180	155	2000	✓

**Installation components**



Colour velvet white					
Type A	Type AS	Type B	Type C	Type CS	Type D
<b>13 229</b>	<b>13 282</b>	<b>13 232</b>	<b>13 235</b>	<b>13 285</b>	<b>13 220</b>
<b>13 241</b>	<b>13 227</b>	<b>13 247</b>	<b>13 253</b>	<b>13 279</b>	<b>13 216</b>



Page 219

**STUDIO LINE**

**BEGA system pendant luminaires**

Shielded light · Additional light emission upwards

Metal housing with outside colour velvet white or velvet black  
 Inside colour available with a choice of 3 finishes · Silicone diffusing lens  
 Installation components and cable pendant in luminaire colour · Special lengths on request  
 DALI controllable power supply units

Colour rendering index (CRI) > 90

Colour temperature: 3000K – article number + **K3**

20-year availability guarantee for LED modules

An overview of the prices for the various installation components can be found on Page 330.  
 Installation components are accessories for BEGA system pendant luminaires and must be ordered with the pendant luminaires.

Select your desired inside colour by changing the code number.



Inside colour **Matt aluminium**  
Code number .2



Inside colour **Matt brass**  
Code number .4



Inside colour **Matt copper**  
Code number .6



**BEGA system pendant luminaires**

Colour velvet white · Inside colour matt aluminium · Code number .2							
	LED		PSU	A	B	L	AC/DC
<b>50 981.2</b>	18.2 W	895 lm	DALI	100	330	2000	✓
<b>50 982.2</b>	28.8 W	1810 lm	DALI	140	450	2000	✓


**Installation components**



Colour velvet white					
Type A	Type AS	Type B	Type C	Type CS	Type D
<b>13 238</b>	<b>13 266</b>	<b>13 244</b>	<b>13 250</b>	<b>13 272</b>	<b>13 218</b>
<b>13 241</b>	<b>13 227</b>	<b>13 247</b>	<b>13 253</b>	<b>13 279</b>	<b>13 216</b>

Colour velvet black · Inside colour matt aluminium · Code number .2							
	LED		PSU	A	B	L	AC/DC
<b>50 979.2</b>	18.2 W	895 lm	DALI	100	330	2000	✓
<b>50 980.2</b>	28.8 W	1810 lm	DALI	140	450	2000	✓

Colour velvet black					
Type A	Type AS	Type B	Type C	Type CS	Type D
<b>13 237</b>	<b>13 265</b>	<b>13 243</b>	<b>13 249</b>	<b>13 271</b>	<b>13 219</b>
<b>13 240</b>	<b>13 267</b>	<b>13 246</b>	<b>13 252</b>	<b>13 273</b>	<b>13 215</b>



Page 223

Please refer to the technical planning data for planning and installation. The current values for LED service life, luminous flux, maximum ambient temperature and information about the use of BEGA Thermal Management® are readily available in the instructions for use and data sheets on our website.



Page 227

STUDIO LINE

**BEGA system pendant luminaires**

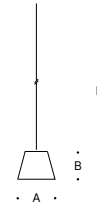
Shielded light · Additional light emission upwards

Luminaire housing exterior velvet white or velvet black  
 Translucent synthetic cover with optical texture  
 Inside colour available with a choice of 2 finishes  
 Canopy and cable pendant in luminaire colour · Special lengths on request  
 on/off or DALI controllable power supply units  
 Luminaires with on/off power supply units can be dimmed when used  
 in connection with the canopy types AS or CS.

Colour rendering index (CRI) > 90  
 Colour temperature: 3000 K – article number + **K3**  
 20-year availability guarantee for LED modules

An overview of the prices for the various installation components can be found  
 on Page 330. Installation components are accessories for BEGA system pendant  
 luminaires and must be ordered together with the pendant luminaires.

Select your  
 desired inside  
 colour by  
 changing the  
 code number.



**BEGA system pendant luminaires**


**Colour velvet white · Inside colour matt brass · Code number .4**

	LED	PSU		A	B	L	AC/DC
<b>51 288.4</b>	9.8 W	485 lm	on/off	165	120	1500	✓
<b>51 186.4</b>	27.5 W	1970 lm	DALI	215	160	2000	✓

**Colour velvet black · Inside colour matt brass · Code number .4**

	LED	PSU		A	B	L	AC/DC
<b>51 289.4</b>	9.8 W	485 lm	on/off	165	120	1500	✓
<b>51 187.4</b>	27.5 W	1970 lm	DALI	215	160	2000	✓

**Installation components**




**Colour velvet white**

Type A	Type AS	Type B	Type C	Type CS	Type D
<b>13 229</b>	<b>13 282</b>	<b>13 232</b>	<b>13 235</b>	<b>13 285</b>	<b>13 220</b>
<b>13 241</b>	<b>13 227</b>	<b>13 247</b>	<b>13 253</b>	<b>13 279</b>	<b>13 216</b>

**Colour velvet black**

Type A	Type AS	Type B	Type C	Type CS	Type D
<b>13 228</b>	<b>13 281</b>	<b>13 231</b>	<b>13 234</b>	<b>13 284</b>	<b>13 221</b>
<b>13 240</b>	<b>13 267</b>	<b>13 246</b>	<b>13 252</b>	<b>13 273</b>	<b>13 215</b>



Page 227

STUDIO LINE

**BEGA system pendant luminaires**

Shielded light

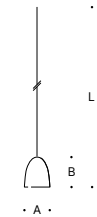
Metal housing with outside colour velvet white or velvet black  
 Translucent synthetic cover · Inside colour available with a choice of 3 finishes  
 Installation components and cable pendant in luminaire colour · Special lengths on request

Luminaires with LED module:  
 on/off or DALI controllable power supply units  
 Luminaires with on/off power supply units can also be dimmed when used  
 with canopy types AS or CS.  
 Colour rendering index (CRI) > 90  
 Colour temperature: 3000 K – article number + **K3**  
 20-year availability guarantee for LED modules

We supply the E 27 screw base luminaire versions complete with  
 corresponding LED lamps.  
 Colour rendering index (CRI) > 80  
 Colour temperature: 3000 K – article number + **K3**

An overview of the prices for the various installation components can be found  
 on Page 330. Installation components are accessories for BEGA system pendant  
 luminaires and must be ordered together with the pendant luminaires.

Select your  
 desired inside  
 colour by  
 changing the  
 code number.



**BEGA system pendant luminaires**

**Colour velvet white · Inside colour matt aluminium · Code number .2**

	LED module	PSU		A	B	L	AC/DC
<b>50 958.2</b>	12.3 W	845 lm	on/off	145	170	1500	✓
<b>50 959.2</b>	14.7 W	1085 lm	DALI	200	225	2000	✓
<b>50 960.2</b>	20.7 W	1575 lm	DALI	255	290	3000	✓

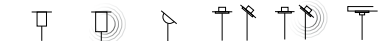
	LED lamps included	Base		A	B	L	AC/DC
<b>50 956.2</b>	12.0 W	705 lm	E 27	200	225	2000	—
<b>50 957.2</b>	12.0 W	820 lm	E 27	255	290	3000	—

**Colour velvet black · Inside colour matt aluminium · Code number .2**

	LED module	PSU		A	B	L	AC/DC
<b>50 952.2</b>	12.3 W	845 lm	on/off	145	170	1500	✓
<b>50 953.2</b>	14.7 W	1085 lm	DALI	200	225	2000	✓
<b>50 954.2</b>	20.7 W	1575 lm	DALI	255	290	3000	✓

	LED lamps included	Base		A	B	L	AC/DC
<b>50 950.2</b>	12.0 W	705 lm	E 27	200	225	2000	—
<b>50 951.2</b>	12.0 W	820 lm	E 27	255	290	3000	—

**Installation components**



**Colour velvet white**

Type A	Type AS	Type B	Type C	Type CS	Type D
<b>13 229</b>	<b>13 282</b>	<b>13 232</b>	<b>13 235</b>	<b>13 285</b>	<b>13 220</b>
<b>13 238</b>	<b>13 266</b>	<b>13 244</b>	<b>13 250</b>	<b>13 272</b>	<b>13 218</b>
<b>13 241</b>	<b>13 227</b>	<b>13 247</b>	<b>13 253</b>	<b>13 279</b>	<b>13 216</b>

Type A	Type AS	Type B	Type C	Type CS	Type D
<b>13 223</b>	—	<b>13 259</b>	<b>13 261</b>	—	<b>13 226</b>
<b>13 223</b>	—	<b>13 259</b>	<b>13 261</b>	—	<b>13 226</b>

**Colour velvet black**

Type A	Type AS	Type B	Type C	Type CS	Type D
<b>13 228</b>	<b>13 281</b>	<b>13 231</b>	<b>13 234</b>	<b>13 284</b>	<b>13 221</b>
<b>13 237</b>	<b>13 265</b>	<b>13 243</b>	<b>13 249</b>	<b>13 271</b>	<b>13 219</b>
<b>13 240</b>	<b>13 267</b>	<b>13 246</b>	<b>13 252</b>	<b>13 273</b>	<b>13 215</b>

Type A	Type AS	Type B	Type C	Type CS	Type D
<b>13 222</b>	—	<b>13 258</b>	<b>13 260</b>	—	<b>13 217</b>
<b>13 222</b>	—	<b>13 258</b>	<b>13 260</b>	—	<b>13 217</b>

STUDIO LINE

**BEGA system pendant luminaires · Downlights**

Shielded light

Metal housing with outside colour velvet white or velvet black  
 Inside colour available with a choice of 3 finishes · · Chrome trim ring  
 We can also deliver the chrome trim rings in the exterior colour on request.  
 Reflector made of pure anodised aluminium · BEGA Constant Optics® · Silicone diffusing lens  
 Installation components and cable pendant in luminaire colour  
 Custom lengths on request  
 on/off or DALI controllable power supply units · BEGA Thermal Management®  
 Luminaires with on/off power supply units can be dimmed when used  
 in connection with the canopy types AS or CS.

Colour rendering index (CRI) >90

Colour temperature: 3000K – article number + **K3**

20-year availability guarantee for LED modules

An overview of the prices for the various installation components  
 can be found on Page 330. Installation components are accessories  
 for BEGA system pendant luminaires and must be ordered alongside  
 the pendant luminaires.



Select your  
desired inside  
colour by  
changing the  
code number.



Inside colour  
**Matt aluminium**  
Code number .2



Inside colour  
**Matt brass**  
Code number .4



Inside colour  
**Matt copper**  
Code number .6

**BEGA system pendant luminaires**

**Colour velvet white · Inside colour matt aluminium · Code number .2**

	LED	PSU	β	A	B	L	AC/DC
<b>51 027.2</b>	5.6 W	380 lm	on/off	22°	90	90 2000	✓
<b>50 990.2</b>	9.2 W	915 lm	on/off	24°	120	115 2000	✓
<b>50 991.2</b>	13.7 W	1215 lm	DALI	32°	135	125 3000	✓
<b>50 992.2</b>	19.5 W	1860 lm	DALI	35°	180	150 3000	✓

**Colour velvet black · Inside colour matt aluminium · Code number .2**

	LED	PSU	β	A	B	L	AC/DC
<b>51 026.2</b>	5.6 W	380 lm	on/off	22°	90	90 2000	✓
<b>50 987.2</b>	9.2 W	915 lm	on/off	24°	120	115 2000	✓
<b>50 988.2</b>	13.7 W	1215 lm	DALI	32°	135	125 3000	✓
<b>50 989.2</b>	19.5 W	1860 lm	DALI	35°	180	150 3000	✓

**Installation components**



**Colour velvet white**

Type A	Type AS	Type B	Type BS	Type C	Type CS	Type D
<b>13 229</b>	<b>13 282</b>	<b>13 232</b>	—	<b>13 235</b>	<b>13 285</b>	<b>13 220</b>
<b>13 245</b>	—	<b>13 259</b>	—	<b>13 261</b>	—	<b>13 226</b>
<b>13 255</b>	<b>13 276</b>	<b>13 259</b>	<b>13 269</b>	<b>13 261</b>	<b>13 275</b>	<b>13 224</b>
<b>13 257</b>	<b>13 276</b>	<b>13 259</b>	<b>13 269</b>	<b>13 261</b>	<b>13 275</b>	<b>13 224</b>

**Colour velvet black**

Type A	Type AS	Type B	Type BS	Type C	Type CS	Type D
<b>13 228</b>	<b>13 281</b>	<b>13 231</b>	—	<b>13 234</b>	<b>13 284</b>	<b>13 221</b>
<b>13 239</b>	—	<b>13 258</b>	—	<b>13 260</b>	—	<b>13 217</b>
<b>13 251</b>	<b>13 270</b>	<b>13 258</b>	<b>13 268</b>	<b>13 260</b>	<b>13 274</b>	<b>13 225</b>
<b>13 256</b>	<b>13 270</b>	<b>13 258</b>	<b>13 268</b>	<b>13 260</b>	<b>13 274</b>	<b>13 225</b>



Page 225

STUDIO LINE

**BEGA system pendant luminaires · Downlights**

Shielded light

Metal housing with outside colour velvet white or velvet black  
 Chrome trim ring · Inside colour available with a choice of 3 finishes  
 Reflector made of pure anodised aluminium · BEGA Constant Optics® · Silicone diffusing lens  
 Installation components and cable pendant in luminaire colour · Special lengths on request  
 on/off or DALI controllable power supply units

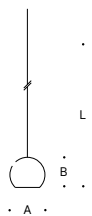
When used with canopy types AS and CS, luminaires with on/off power supply units are also dimmable.

Colour rendering index (CRI) >90

Colour temperature: 3000K – article number + **K3**

20-year availability guarantee for LED modules

An overview and the prices of the various installation components can be found on Page 330.  
 Installation components are accessories for BEGA system pendant luminaires and must be ordered  
 alongside the pendant luminaires.



Select your  
desired inside  
colour by  
changing the  
code number.



Inside colour  
**Matt aluminium**  
Code number .2



Inside colour  
**Matt brass**  
Code number .4



Inside colour  
**Matt copper**  
Code number .6

**BEGA system pendant luminaires**

**Colour velvet white · Inside colour matt aluminium · Code number .2**

	LED	PSU	A	B	L	AC/DC
<b>51 010.2</b>	14.0 W	1015 lm	on/off	140	125 1500	✓
<b>51 011.2</b>	19.8 W	1660 lm	DALI	190	165 1500	✓

**Colour velvet black · Inside colour matt aluminium · Code number .2**

	LED	PSU	A	B	L	AC/DC
<b>51 008.2</b>	14.0 W	1015 lm	on/off	140	125 1500	✓
<b>51 009.2</b>	19.8 W	1660 lm	DALI	190	165 1500	✓

**Installation components**



**Colour velvet white**

Type A	Type AS	Type B	Type BS	Type C	Type CS	Type D
<b>13 229</b>	<b>13 282</b>	<b>13 232</b>	—	<b>13 235</b>	<b>13 285</b>	<b>13 220</b>
<b>13 238</b>	<b>13 266</b>	<b>13 244</b>	—	<b>13 250</b>	<b>13 272</b>	<b>13 218</b>

**Colour velvet black**

Type A	Type AS	Type B	Type BS	Type C	Type CS	Type D
<b>13 228</b>	<b>13 281</b>	<b>13 231</b>	—	<b>13 234</b>	<b>13 284</b>	<b>13 221</b>
<b>13 237</b>	<b>13 265</b>	<b>13 243</b>	—	<b>13 249</b>	<b>13 271</b>	<b>13 219</b>



Page 225

Please refer to the technical planning data for planning and installation. The current values for LED service life, luminous flux, maximum ambient temperature and information about the use of BEGA Thermal Management® are readily available in the instructions for use and data sheets on our website.



Page 221

STUDIO LINE

**BEGA system pendant luminaires**

Shielded light

Metal housing with outside colour velvet white or velvet black

Inside colour available with a choice of 3 finishes · Silicone diffusing lens

Installation components and cable pendant in luminaire colour · Special lengths on request on/off power supply units

When used with canopy types AS and CS, luminaires with on/off power supply units are also dimmable.

Colour rendering index (CRI) >90

Colour temperature: 3000K – article number + **K3**

20-year availability guarantee for LED modules

An overview of the prices for the various installation components can be found on Page 330.

Installation components are accessories for BEGA system pendant luminaires and must be ordered with the pendant luminaires.

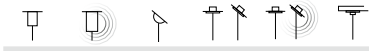


**BEGA system pendant luminaires**

Colour velvet white · Inside colour <b>matt aluminium</b> · Code number .2							
	LED	PSU	A	B	L	AC/DC	
50 977.2	10.0 W	600 lm	on/off	80	190	1500	✓
50 978.2	13.0 W	450 lm	on/off	100	250	1700	✓

Colour velvet black · Inside colour <b>matt aluminium</b> · Code number .2							
	LED	PSU	A	B	L	AC/DC	
50 975.2	10.0 W	600 lm	on/off	80	190	1500	✓
50 976.2	13.0 W	450 lm	on/off	100	250	1700	✓

**Installation components**



Colour velvet white						
Type A	Type AS	Type B	Type C	Type CS	Type D	
13 229	13 282	13 232	13 235	13 285	13 220	
13 229	13 282	13 232	13 235	13 285	13 220	

Colour velvet black						
Type A	Type AS	Type B	Type C	Type CS	Type D	
13 228	13 281	13 231	13 234	13 284	13 221	
13 228	13 281	13 231	13 234	13 284	13 221	

Select your desired inside colour by changing the code number.




Inside colour **Matt aluminium**  
Code number .2



Inside colour **Matt brass**  
Code number .4



Inside colour **Matt copper**  
Code number .6



Page 221

STUDIO LINE

**BEGA system pendant luminaires**

Shielded light

Metal housing with outside colour velvet white or velvet black

Inside colour available with a choice of 3 finishes · Silicone diffusing lens

Installation components and cable pendant in luminaire colour · Special lengths on request on/off power supply units

When used with canopy types AS and CS, luminaires with on/off power supply units are also dimmable.

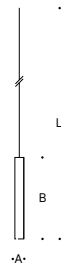
Colour rendering index (CRI) >90

Colour temperature: 3000K – article number + **K3**

20-year availability guarantee for LED modules

An overview of the prices for the various installation components can be found on Page 330.

Installation components are accessories for BEGA system pendant luminaires and must be ordered with the pendant luminaires.



**BEGA system pendant luminaires**

Colour velvet white · Inside colour <b>matt aluminium</b> · Code number .2							
	LED	PSU	A	B	L	AC/DC	
50 985.2	10.0 W	440 lm	on/off	50	400	2000	✓
50 986.2	13.0 W	480 lm	on/off	60	500	2000	✓

Colour velvet black · Inside colour <b>matt aluminium</b> · Code number .2							
	LED	PSU	A	B	L	AC/DC	
50 983.2	10.0 W	440 lm	on/off	50	400	2000	✓
50 984.2	13.0 W	480 lm	on/off	60	500	2000	✓

**Installation components**



Colour velvet white						
Type A	Type AS	Type B	Type C	Type CS	Type D	
13 229	13 282	13 232	13 235	13 285	13 220	
13 229	13 282	13 232	13 235	13 285	13 220	

Colour velvet black						
Type A	Type AS	Type B	Type C	Type CS	Type D	
13 228	13 281	13 231	13 234	13 284	13 221	
13 228	13 281	13 231	13 234	13 284	13 221	

Select your desired inside colour by changing the code number.



Inside colour **Matt aluminium**  
Code number .2



Inside colour **Matt brass**  
Code number .4



Inside colour **Matt copper**  
Code number .6



STUDIO LINE

**BEGA system pendant luminaires**

Shielded light

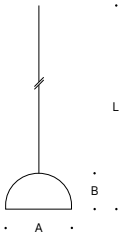
Metal housing with outside colour velvet white or velvet black  
 Translucent synthetic cover · Inside colour available with a choice of 4 finishes  
 Installation components and cable pendant in luminaire colour · Special lengths on request  
 on/off or DALI controllable power supply units · BEGA Thermal Management®

Colour rendering index (CRI) >90

Colour temperature: 3000K – article number + **K3**

20-year availability guarantee for LED modules

An overview of the prices for the various installation components can be found on Page 330.  
 Installation components are accessories for BEGA system pendant luminaires and must be ordered alongside the pendant luminaires.



**BEGA system pendant luminaires**

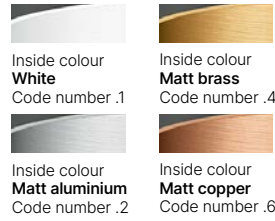
**Colour velvet white · Inside colour white · Code number .1**

LED	PSU	A	B	L	AC/DC
<b>50 996.1</b> 15.5 W 1185 lm	on/off	350	175	2000	—
<b>50 997.1</b> 29.5 W 2735 lm	DALI	450	225	2000	✓
<b>50 998.1</b> 47.4 W 4220 lm	DALI	600	300	2000	✓

**Colour velvet black · Inside colour white · Code number .1**

LED	PSU	A	B	L	AC/DC
<b>50 993.1</b> 15.5 W 1185 lm	on/off	350	175	2000	—
<b>50 994.1</b> 29.5 W 2735 lm	DALI	450	225	2000	✓
<b>50 995.1</b> 47.4 W 4220 lm	DALI	600	300	2000	✓

Select the desired inside colour by changing the code number.



**Installation components**

**Colour velvet white**

Type A	Type AS	Type B	Type BS	Type C	Type CS	Type D
<b>13 245</b>	—	<b>13 259</b>	—	<b>13 261</b>	—	<b>13 226</b>
<b>13 255</b>	<b>13 276</b>	<b>13 259</b>	<b>13 269</b>	<b>13 261</b>	<b>13 275</b>	<b>13 224</b>
<b>13 257</b>	<b>13 276</b>	<b>13 259</b>	<b>13 269</b>	<b>13 261</b>	<b>13 275</b>	—

**Colour velvet black**

Type A	Type AS	Type B	Type BS	Type C	Type CS	Type D
<b>13 239</b>	—	<b>13 258</b>	—	<b>13 260</b>	—	<b>13 217</b>
<b>13 251</b>	<b>13 270</b>	<b>13 258</b>	<b>13 268</b>	<b>13 260</b>	<b>13 274</b>	<b>13 225</b>
<b>13 256</b>	<b>13 270</b>	<b>13 258</b>	<b>13 268</b>	<b>13 260</b>	<b>13 274</b>	—



Page 233

STUDIO LINE

**BEGA system pendant luminaires**

Shielded light

Metal housing with outside colour velvet white or velvet black  
 Translucent synthetic cover · Inside colour available with a choice of 4 finishes  
 Installation components and cable suspension in luminaire colour  
 Special lengths on request

Luminaires with LED module:  
 on/off or DALI controllable power supply units  
 Luminaires with on/off power supply units can also be dimmed when used with canopy types AS or CS.  
 Colour rendering index (CRI) > 90  
 Colour temperature: 3000K – article number + **K3**  
 20-year availability guarantee for LED modules

We supply the E 27 screw base luminaire versions complete with corresponding LED lamps.  
 Colour rendering index (CRI) > 80  
 Colour temperature: 3000K – article number + **K3**  
 An overview of the prices for the various installation components can be found on Page 330. Installation components are accessories for BEGA system pendant luminaires and must be ordered together with the pendant luminaires.

**BEGA system pendant luminaires**

**Colour velvet white · Inside colour white · Code number .1**

LED module	PSU	A	B	L	AC/DC
<b>51 004.1</b> 15.5 W 1145 lm	on/off	260	105	1750	—
<b>51 005.1</b> 29.5 W 2740 lm	DALI	360	120	2000	✓
<b>51 006.1</b> 47.4 W 4000 lm	DALI	430	145	2000	✓

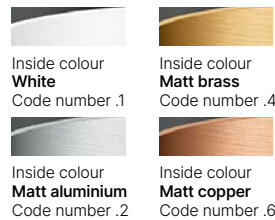
LED lamps included	Base
<b>51 007.1</b> 2 × 12 W 1555 lm	E 27 360 120 2000

**Colour velvet black · Inside colour white · Code number .1**

LED module	PSU	A	B	L	AC/DC
<b>50 999.1</b> 15.5 W 1145 lm	on/off	260	105	1750	—
<b>51 001.1</b> 29.5 W 2740 lm	DALI	360	120	2000	✓
<b>51 002.1</b> 47.4 W 4000 lm	DALI	430	145	2000	✓

LED lamps included	Base
<b>51 003.1</b> 2 × 12 W 1555 lm	E 27 360 120 2000

Select the desired inside colour by changing the code number.



**Installation components**

**Colour velvet white**


Type A	Type AS	Type B	Type BS	Type C	Type CS	Type D
<b>13 245</b>	—	<b>13 259</b>	—	<b>13 261</b>	—	<b>13 226</b>
<b>13 255</b>	<b>13 276</b>	<b>13 259</b>	<b>13 269</b>	<b>13 261</b>	<b>13 275</b>	<b>13 224</b>
<b>13 257</b>	<b>13 276</b>	<b>13 259</b>	<b>13 269</b>	<b>13 261</b>	<b>13 275</b>	—

Type A	Type AS	Type B	Type BS	Type C	Type CS	Type D
<b>13 255</b>	—	<b>13 259</b>	—	<b>13 261</b>	—	<b>13 226</b>

**Colour velvet black**

Type A	Type AS	Type B	Type BS	Type C	Type CS	Type D
<b>13 239</b>	—	<b>13 258</b>	—	<b>13 260</b>	—	<b>13 217</b>
<b>13 251</b>	<b>13 270</b>	<b>13 258</b>	<b>13 268</b>	<b>13 260</b>	<b>13 274</b>	<b>13 225</b>
<b>13 256</b>	<b>13 270</b>	<b>13 258</b>	<b>13 268</b>	<b>13 260</b>	<b>13 274</b>	—

Type A	Type AS	Type B	Type BS	Type C	Type CS	Type D
<b>13 251</b>	—	<b>13 258</b>	—	<b>13 260</b>	—	<b>13 217</b>



Page 231

Please refer to the technical planning data for planning and installation. The current values for LED service life, luminous flux, maximum ambient temperature and information about the use of BEGA Thermal Management® are readily available in the instructions for use and data sheets on our website.

STUDIO LINE

**BEGA system pendant luminaires**

Shielded light · Additional light emission upwards

Metal housing with outside colour velvet white or velvet black  
 Inside colour available with a choice of 2 finishes · Silicone diffusing lens  
 Installation components and cable pendant in luminaire colour · Special lengths on request  
 DALI controllable power supply units

Colour rendering index (CRI) >90

Colour temperature: 3000K – article number + **K3**

20-year availability guarantee for LED modules

An overview of the prices for the various installation components can be found on Page 330.  
 Installation components are accessories for BEGA system pendant luminaires and must be ordered with the pendant luminaires.

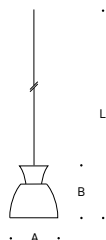
Select your desired inside colour by changing the code number.



Inside colour  
**Matt brass**  
 Code number .4

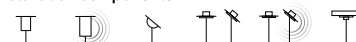


Inside colour  
**Matt copper**  
 Code number .6



**BEGA system pendant luminaires**

**Installation components**



**Colour velvet white · Inside colour matt brass · Code number .4**

	LED	PSU	A	B	L	AC/DC
<b>51 277.4</b>	18.0 W	965 lm	DALI	190	220	2000 ✓
<b>51 228.4</b>	28.4 W	1195 lm	DALI	230	250	2000 ✓
<b>51 290.4</b>	40.0 W	1500 lm	DALI	270	280	2000 ✓

**Colour velvet white**

Type A	Type AS	Type B	Type C	Type CS	Type D
<b>13 238</b>	<b>13 266</b>	<b>13 244</b>	<b>13 250</b>	<b>13 272</b>	<b>13 218</b>
<b>13 241</b>	<b>13 227</b>	<b>13 247</b>	<b>13 253</b>	<b>13 279</b>	<b>13 216</b>
<b>13 327</b>	<b>13 329</b>	<b>13 331</b>	<b>13 333</b>	<b>13 335</b>	—

**Colour velvet black · Inside colour matt brass · Code number .4**

	LED	PSU	A	B	L	AC/DC
<b>51 229.4</b>	18.0 W	965 lm	DALI	190	220	2000 ✓
<b>51 230.4</b>	28.4 W	1195 lm	DALI	230	250	2000 ✓
<b>51 291.4</b>	40.0 W	1500 lm	DALI	270	280	2000 ✓

**Colour velvet black**

Type A	Type AS	Type B	Type C	Type CS	Type D
<b>13 237</b>	<b>13 265</b>	<b>13 243</b>	<b>13 249</b>	<b>13 271</b>	<b>13 219</b>
<b>13 240</b>	<b>13 267</b>	<b>13 249</b>	<b>13 252</b>	<b>13 273</b>	<b>13 215</b>
<b>13 328</b>	<b>13 330</b>	<b>13 332</b>	<b>13 334</b>	<b>13 336</b>	—

STUDIO LINE

**BEGA system pendant luminaires**

Shielded light · Additional light emission upwards

Metal housing with outside colour velvet white or velvet black  
 Inside colour available with a choice of 2 finishes · Silicone diffusing lens  
 Installation components and cable pendant in luminaire colour · Special lengths on request  
 DALI controllable power supply units

Colour rendering index (CRI) > 90

Colour temperature: 3000K – article number + **K3**

20-year availability guarantee for LED modules

An overview of the prices for the various installation components can be found on Page 330.  
 Installation components are accessories for BEGA system pendant luminaires and must be ordered with the pendant luminaires.

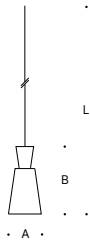
Select your desired inside colour by changing the code number.



Inside colour  
**Matt brass**  
 Code number .4



Inside colour  
**Matt copper**  
 Code number .6



**BEGA system pendant luminaires**

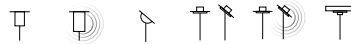
**Colour velvet white · Inside colour matt brass · Code number .4**

	LED	PSU	A	B	L	AC/DC
<b>51 224.4</b>	18.0 W	585 lm	DALI	160	330	2050 ✓
<b>51 225.4</b>	28.4 W	1045 lm	DALI	195	375	2050 ✓
<b>51 292.4</b>	40.0 W	1740 lm	DALI	240	420	2050 ✓

**Colour velvet black · Inside colour matt brass · Code number .4**

	LED	PSU	A	B	L	AC/DC
<b>51 226.4</b>	18.0 W	585 lm	DALI	160	330	2050 ✓
<b>51 227.4</b>	28.4 W	1045 lm	DALI	195	375	2050 ✓
<b>51 293.4</b>	40.0 W	1740 lm	DALI	240	420	2050 ✓

**Installationskomponenten**




**Colour velvet white**

Type A	Type AS	Type B	Type C	Type CS	Type D
<b>13 238</b>	<b>13 266</b>	<b>13 244</b>	<b>13 250</b>	<b>13 272</b>	<b>13 218</b>
<b>13 241</b>	<b>13 227</b>	<b>13 247</b>	<b>13 253</b>	<b>13 279</b>	<b>13 216</b>
<b>13 327</b>	<b>13 329</b>	<b>13 331</b>	<b>13 333</b>	<b>13 335</b>	—

**Colour velvet black**

Type A	Type AS	Type B	Type C	Type CS	Type D
<b>13 227</b>	<b>13 265</b>	<b>13 243</b>	<b>13 249</b>	<b>13 271</b>	<b>13 219</b>
<b>13 240</b>	<b>13 267</b>	<b>13 246</b>	<b>13 252</b>	<b>13 273</b>	<b>13 215</b>
<b>13 328</b>	<b>13 330</b>	<b>13 332</b>	<b>13 334</b>	<b>13 336</b>	—





Page 237

STUDIO LINE

**Table lamp**

Adjustable light · Wide beam light distribution

Luminaire housing made of cast aluminium in velvet white or velvet black  
 Chrome trim ring · Inside colour available with a choice of 3 finishes  
 Reflector made of pure anodised aluminium · Silicone diffusing lens  
 Safety glass · BEGA Constant Optics®  
 White connecting cable · 2.5 m · Cord dimmer

The wood bases in a choice of 3 colours must be ordered separately:  
 Natural oak  
 Ash wood with black varnish  
 Ash wood with white varnish

BEGA Thermal Management®

Colour rendering index (CRI) >90

Colour temperature: 3000K – article number + **K3**

20-year availability guarantee for LED modules



Inside colour <b>matt aluminium</b>					
Velvet white	Velvet black	LED		A	B
<b>51 149.2</b>	<b>51 150.2</b>	10.0 W	755 lm	140	150
<b>50 917.2</b>	<b>50 916.2</b>	13.5 W	1070 lm	190	200

Inside colour <b>matt brass</b>					
Velvet white	Velvet black	LED		A	B
<b>51 149.4</b>	<b>51 150.4</b>	10.0 W	715 lm	140	150
<b>50 917.4</b>	<b>50 916.4</b>	13.5 W	1035 lm	190	200

Inside colour <b>matt copper</b>					
Velvet white	Velvet black	LED		A	B
<b>51 149.6</b>	<b>51 150.6</b>	10.0 W	665 lm	140	150
<b>50 917.6</b>	<b>50 916.6</b>	13.5 W	1030 lm	190	200



Inside colour  
**Matt aluminium**  
 Code number .2



Inside colour  
**Matt brass**  
 Code number .4



Inside colour  
**Matt copper**  
 Code number .6



Wooden base		
natural	black	white
<b>13 318</b>	<b>13 319</b>	<b>13 320</b>
<b>13 209</b>	<b>13 208</b>	<b>13 277</b>

Wooden base		
natural	black	white
<b>13 318</b>	<b>13 319</b>	<b>13 320</b>
<b>13 209</b>	<b>13 208</b>	<b>13 277</b>

Wooden base		
natural	black	white
<b>13 318</b>	<b>13 319</b>	<b>13 320</b>
<b>13 209</b>	<b>13 208</b>	<b>13 277</b>



Page 241

STUDIO LINE

**Floor lamp**

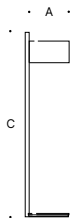
Light emission on two sides

Metal housing, exterior colour velvet black  
 Inside colour available with a choice of 2 finishes  
 White, translucent synthetic cover  
 Black connecting cable · 2 m  
 Touch-controlled dimmer

Colour rendering index (CRI) >90

Colour temperature: 3000K – article number + **K3**

20-year availability guarantee for LED modules



Inside colour <b>matt brass</b>						
Velvet black	LED	PSU		A	B	C
<b>50 752.4</b>	26.5 W	2310 lm	dimable	300	200	1835
<b>50 753.4</b>	45.5 W	4150 lm	dimable	400	215	1835

Inside colour <b>matt copper</b>						
Velvet black	LED	PSU		A	B	C
<b>50 752.6</b>	26.5 W	2275 lm	dimable	300	200	1835
<b>50 753.6</b>	45.5 W	4070 lm	dimable	400	215	1835





**STUDIO LINE**

**Floor lamp**

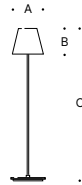
Light emission on two sides

Metal housing with outside colour in velvet black or velvet white  
 Inside colour available with a choice of 2 finishes  
 White, translucent synthetic cover  
 2 m connecting cable in luminaire colour  
 Cord dimmer

Colour rendering index (CRI) >90

Colour temperature: 3000K – article number + **K3**

20-year availability guarantee for LED modules



Inside colour **matt brass**

Velvet white	Velvet black	LED	A	B	C
<b>50 830.4</b>	<b>50 742.4</b>	39.5 W 2270 lm	310	250	1500
<b>50 831.4</b>	<b>50 743.4</b>	48.5 W 2950 lm	400	320	1700



Inside colour **matt copper**

Velvet white	Velvet black	LED	A	B	C
<b>50 830.6</b>	<b>50 742.6</b>	39.5 W 2100 lm	310	250	1500
<b>50 831.6</b>	<b>50 743.6</b>	48.5 W 2840 lm	400	320	1700



Page 241



**STUDIO LINE**

**Table lamps and floor lamps**

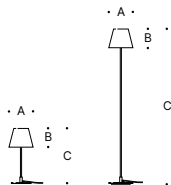
Light emission on two sides

Metal housing with outside colour in velvet black or velvet white  
 Inside colour available with a choice of 2 finishes  
 Translucent synthetic cover with optical texture  
 2 m connecting cable black  
 Touch-controlled dimmer

Colour rendering index (CRI) >90

Colour temperature: 3000K – article number + **K3**

20-year availability guarantee for LED modules



Inside colour **matt brass**

Velvet white	Velvet black	LED	A	B	C
<b>51 176.4</b>	<b>51 178.4</b>	9.0 W 485 lm	165	120	400
<b>51 031.4</b>	<b>51 030.4</b>	19.5 W 1355 lm	215	160	500
<b>51 177.4</b>	<b>51 179.4</b>	19.5 W 1355 lm	215	160	1400



Inside colour **matt copper**

Velvet white	Velvet black	LED	A	B	C
<b>51 176.6</b>	<b>51 178.6</b>	9.0 W 450 lm	165	120	400
<b>51 031.6</b>	<b>51 030.6</b>	19.5 W 1295 lm	215	160	500
<b>51 177.6</b>	<b>51 179.6</b>	19.5 W 1295 lm	215	160	1400



Page 239



**BEGA Smart** was developed specifically for everyday use. For a home where everything is easy. Smart means uncomplicated. That is why all devices and functions are programmed and controlled simply, intuitively and clearly in a single place: the BEGA Smart app. Controlling individual luminaires or luminaire groups, configuring custom lighting scenarios or setting up a time switch function – smart BEGA lights are incredibly versatile. They combine comfort, safety and energy efficiency.

Find out more at [bega.com/smart](http://bega.com/smart)

**BEGA Smart. Light control via app – simple and convenient**

The free BEGA Smart app is the control hub for the BEGA Smart Home system. It controls each part of the system across short distances via Bluetooth and allows each system component to be individually programmed. Configuring how and when a luminaire or group of luminaires should behave is easy and intuitive. It takes only the touch of a button for all the luminaires to spread their cosy light. The room can be brightly illuminated at a pre-determined time. The app makes it possible to create countless lighting scenarios that can be controlled manually or automatically.

Find out more at [bega.com/smart](http://bega.com/smart)



**Smart Rotary Dimmer**

All you need is a Smart Rotary Dimmer and a free device socket to make your home smart. Operation is extremely simple: the rotary dimmer can be integrated in all commercial switch programs and does not need an app or a remote control to operate DALI luminaires or Zigbee lamps.

Wireless rotary dimmer with integrated aerial for switching, dimming and regulating the light colour of luminaires. The Smart Rotary Dimmer can be used in conjunction with most brand-name switch programs.

Mains voltage 220–240 V y 50/60Hz  
Zigbee 3.0 · Max. radio range 30m

For an installation in device boxes.



		A	B
<b>71 148</b>	Smart Rotary Dimmer	70	48

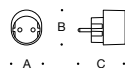


**Smart Plug**

It couldn't be easier to make a home smart: The Smart Plug goes into the socket – done. Each device with a safety plug can be quickly and easily incorporated into the home's BEGA Smart system and be easily controlled via smartphone or remote control.

Switch and control your devices with a Smart Plug.

Mains voltage 220–240 V y 50/60Hz  
Zigbee 3.0 · Max. radio range 30m



		A	B	C
<b>71 190</b>	Smart Plug type F	45	51	70



**Open source for everyone – and safe**

The wibutler OS offers a platform for digital building control. BEGA Smart components can easily be integrated into a Professional Smart Home alongside third party products using wibutler pro – safe cloud access from anywhere is included. The cross-device control system allows easy operation of lighting systems, electronics, sensors, ventilation systems, heating systems, motorised awnings and roller shades and much more – all via one single app. It allows the safe networking of more than 300 devices by over 40 top brands.

Your advantages in combination with BEGA Smart:

- Networking options with other devices and third-party products
- Control flexibility – by switch, voice command, smartphone...
- Remote control of the entire system

[wibutler.com](http://wibutler.com)



Existing luminaires with conventional E14 or E27 bases become instantly remotely controllable, dimmable, and can be included in automated routines when Zigbee lamps are used. Zigbee lamps can be found on Page 342.



**Smart DALI controllers**

The Smart DALI controller upgrades existing electrical installations by allowing access to DALI luminaires on a three-core cable.

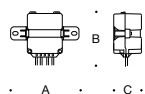
You will have immediate wireless control and dimming access to up to 15 DALI luminaires

- with a smartphone and the BEGA Smart app
- with a BEGA remote control
- with the Smart Rotary Dimmer 71148


National safety regulations must be observed when installing in suspended ceilings.

Mains voltage 220-240 V x 0/50-60 Hz

Zigbee 3.0 · Max. radio range 30m



	A	B	C
<b>71 149</b> Smart DALI controllers	70	46	29



**Remote controls**

**ONE remote control**

10 freely programmable buttons. Each button can be assigned an individual luminaire, luminaire group, scenario, or light colour · Configuration via BEGA Smart app

Grey synthetic housing with black front · Including magnetic wall mounting bracket

Zigbee 3.0 · Max. radio range 30m

**PRO remote control**

Electronic paper display and touch ring for menu navigation as well as two freely programmable favourites buttons.

Configuration via BEGA Smart app · Matt black anodised cast aluminium housing

Shatter-proof and scratch-resistant Gorilla® glass front · Magnetic wall mount included

Zigbee 3.0 · Max. radio range 30m



	Ø
<b>10 526</b> ONE Remote Control	75
<b>13 569</b> PRO Remote Control	80



All the advantages of wireless control for pendant luminaires are immediately available to you with the **smart installation components** for our **BEGA system pendant luminaires**. We offer smart ceiling canopies for these luminaires for a variety of installation types. With them, you can control DALI luminaires without any additional cost – also in three-core electrical installations.

**BEGA system pendant luminaires can be found on Pages 219 to 233.**



**LED lamps**



We offer a selection of energy-saving and long-life LED lamps in switchable or dimmable versions for our luminaires with conventional G9, E14 or E27 base.

LED lamps consume significantly less energy than conventional lamps, have a considerably longer life and incur substantially lower operating costs.

They also have no switch-on delay and are insensitive to frequent switching on and off.

BEGA LED lamps boast an impressive minimum service life of 15.000 hours and are available with a light colour of 2700 or 3000 Kelvin.

Our LED lamps are also available as a radio-controlled version. Based on the Zigbee standard, these LED lamps can be easily integrated into a Smart Home system or a Zigbee-controlled facility management system. Our Zigbee lamps are optionally available as tunable white or RGBW versions.

The data quoted in the table may change as a result of technical progress.

Information concerning the current values is always provided in the data sheets on our website.

If the Zigbee 3.0 radio-controlled LED lamp is intended for outdoor use, the luminaire should be rated at least IP 65.



Clear



**LED lamp for G9 base · 2700K**

	LED		Dimmable		Colour temperature	CRI	Service life	on/off	Ambient temperature	EEC*	A	B
<b>13 598</b>	4.0 W	390 lm	Clear	Yes	2700K	>80	15 000 h	>7500 x	-20 to +65 °C	F	19	62

**LED lamp for G9 base · 3000K**

	LED		Dimmable		Colour temperature	CRI	Service life	on/off	Ambient temperature	EEC*	A	B
<b>13 597</b>	4.0 W	400 lm	Clear	Yes	3000K	>80	15 000 h	>7500 x	-20 to +65 °C	F	19	62



Clear



Matt



**LED lamp for E14 base · 2700K**

	LED		Dimmable		Colour temperature	CRI	Service life	on/off	Ambient temperature	EEC*	A	B
<b>13 549</b>	4.0 W	470 lm	Clear	No	2700K	>80	15 000 h	>100 000 x	-20 to +40 °C	E	35	98
<b>13 553</b>	5.0 W	470 lm	Clear	Yes	2700K	>80	15 000 h	>100 000 x	-20 to +40 °C	F	35	120
<b>13 552</b>	4.0 W	470 lm	Matt	No	2700K	>80	15 000 h	>100 000 x	-20 to +40 °C	E	35	98
<b>13 554</b>	5.0 W	470 lm	Matt	Yes	2700K	>80	15 000 h	>100 000 x	-20 to +40 °C	F	35	120

**LED lamp for E14 base · 3000K**

	LED		Dimmable		Colour temperature	CRI	Service life	on/off	Ambient temperature	EEC*	A	B
<b>13 593</b>	4.0 W	470 lm	Clear	No	3000K	>80	15 000 h	>100 000 x	-20 to +40 °C	E	35	98
<b>13 595</b>	4.5 W	470 lm	Clear	Yes	3000K	>80	15 000 h	>100 000 x	-20 to +40 °C	F	35	120
<b>13 594</b>	4.0 W	470 lm	Matt	No	3000K	>80	15 000 h	>100 000 x	-20 to +40 °C	E	35	98
<b>13 596</b>	4.5 W	470 lm	Matt	Yes	3000K	>80	15 000 h	>100 000 x	-20 to +40 °C	F	35	120

**LED lamp for E14 base · Zigbee**

	LED		Controllable		Colour temperature	CRI	Service life	on/off	Ambient temperature	EEC*	A	B
<b>13 558</b>	5.3 W	470 lm	Matt	Yes	2700K	>80	25 000 h	>30 000 x	-20 to +40 °C	F	38	110
<b>13 559</b>	5.8 W	470 lm	Matt	Yes · Tunable white	2700K–6500K	>80	25 000 h	>30 000 x	-20 to +40 °C	G	38	110

\*EEC = Energy Efficiency Class on a scale between A–G in compliance with the “Commission Delegated Regulation (EU) 2019/2015”. The complete energy labels and product data sheets are available for download from the respective product pages on our website.





Clear



Matt



LED lamp for E27 base · 2700K

	LED		Dimmable		Colour temperature	CRI	Service life	on/off	Ambient temperature	EEC*	A	B
<b>13 509</b>	7.0 W	805 lm	klar	No	2700K	>80	15 000 h	>100 000 x	-20 to +40°C	E	60	105
<b>13 511</b>	8.0 W	1055 lm	klar	No	2700K	>80	15 000 h	>100 000 x	-20 to +40°C	E	67	118
<b>13 562</b>	12.0 W	1520 lm	klar	No	2700K	>80	15 000 h	>100 000 x	-20 to +40°C	E	70	125
<b>13 547</b>	7.0 W	805 lm	klar	Yes	2700K	>80	15 000 h	>100 000 x	-20 to +40°C	E	60	105
<b>13 563</b>	12.0 W	1520 lm	klar	Yes	2700K	>80	15 000 h	>100 000 x	-20 to +40°C	E	70	125
<b>13 510</b>	7.0 W	805 lm	matt	No	2700K	>80	15 000 h	>100 000 x	-20 to +40°C	E	60	105
<b>13 512</b>	8.0 W	1055 lm	matt	No	2700K	>80	15 000 h	>100 000 x	-20 to +40°C	E	67	118
<b>13 564</b>	12.0 W	1400 lm	matt	No	2700K	>80	15 000 h	>100 000 x	-20 to +40°C	E	70	125
<b>13 548</b>	7.0 W	805 lm	matt	Yes	2700K	>80	15 000 h	>100 000 x	-20 to +40°C	E	60	105
<b>13 565</b>	12.0 W	1400 lm	matt	Yes	2700K	>80	15 000 h	>100 000 x	-20 to +40°C	E	70	125


LED lamp for E27 base · 3000K

	LED		Dimmable		Colour temperature	CRI	Service life	on/off	Ambient temperature	EEC*	A	B
<b>13 583</b>	7.0 W	805 lm	klar	No	3000K	>80	15 000 h	>100 000 x	-20 to +40°C	E	60	105
<b>13 587</b>	8.0 W	1055 lm	klar	No	3000K	>80	15 000 h	>100 000 x	-20 to +40°C	E	67	118
<b>13 589</b>	12.0 W	1520 lm	klar	No	3000K	>80	15 000 h	>100 000 x	-20 to +40°C	E	70	125
<b>13 585</b>	7.0 W	805 lm	klar	Yes	3000K	>80	15 000 h	>100 000 x	-20 to +40°C	E	60	105
<b>13 591</b>	12.0 W	1520 lm	klar	Yes	3000K	>80	15 000 h	>100 000 x	-20 to +40°C	E	70	125
<b>13 584</b>	7.0 W	805 lm	matt	No	3000K	>80	15 000 h	>100 000 x	-20 to +40°C	E	60	105
<b>13 588</b>	8.0 W	1055 lm	matt	No	3000K	>80	15 000 h	>100 000 x	-20 to +40°C	E	67	118
<b>13 590</b>	12.0 W	1400 lm	matt	No	3000K	>80	15 000 h	>100 000 x	-20 to +40°C	E	70	125
<b>13 586</b>	7.0 W	805 lm	matt	Yes	3000K	>80	15 000 h	>100 000 x	-20 to +40°C	E	60	105
<b>13 592</b>	12.0 W	1400 lm	matt	Yes	3000K	>80	15 000 h	>100 000 x	-20 to +40°C	E	70	125

LED lamp for E27 base · Zigbee

	LED		Controllable		Colour temperature	CRI	Service life	on/off	Ambient temperature	EEC*	A	B
<b>13 555</b>	9.0 W	805 lm	matt	Yes	2700K	>80	25 000 h	>30 000 x	-20 to +40°C	F	60	120
<b>13 556</b>	9.0 W	805 lm	matt	Yes · Tunable White	2700K-6500K	>80	25 000 h	>30 000 x	-20 to +40°C	F	60	120
<b>13 557</b>	9.5 W	805 lm	matt	Yes · TW · RGBW	1800K-6500K	>80	25 000 h	>30 000 x	-20 to +40°C	F	60	120

\* EEC = Energy Efficiency Class on a scale between A-G in accordance with the "Commission Delegated Regulation (EU) 2019/2015". The complete energy labels and product data sheets are available for download from the respective product pages on our website.



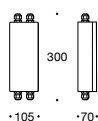
**BEGA power supply units for LED luminaires**

Some LED luminaires in our range are supplied without a power supply unit. The corresponding power supply units for these luminaires can be found as accessories on this page. Several luminaires can be connected to BEGA power supply units with 24 V DC output voltage. Please take note of the maximum output of the power supply unit and the maximum cable length to avoid voltage drops. You can find the complete technical data for the power supply units in the instructions for use on our website. The installation and operation of these PSUs are subject to national safety regulations.



**Electronic power supply units · 48VDC · 0-100W**

Input voltage: 220-240V 0/50-60Hz  
Output voltage: 48VDC Protection class IP 65  
Cast aluminium

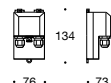


	PSU	Current	Output
<b>13 619</b>	PSU 48V DC	on/off	0-100 W
<b>13 620</b>	PSU 48V DC	DALI	0-96 W




**Power supply units for compact downlights**

Input voltage: 220-240V 0/50-60Hz  
Protection class IP 65  
Housing made of glass fibre reinforced synthetic material  
The power supply unit can be installed inside the installation housing alongside the luminaire.



	PSU	Current	Output
<b>13 191</b>	on/off	350 mA	3.5-15.4 W
<b>13 192</b>	on/off	500 mA	10.0-22.5 W
<b>13 193</b>	on/off	700 mA	10.5-35.0 W
<b>10 520</b>	DALI	350 mA	3.2-16.8 W
<b>10 528</b>	DALI	500 mA	3.0-26.0 W
<b>10 530</b>	DALI	700 mA	15.0-37.0 W




**Power supply units for LED luminaires on/off or DALI**

These power supply units will fit into the relevant BEGA installation housing alongside their respective recessed luminaires.

Input voltage: 220-240V · 0/50-60Hz  
Protection class IP 20

	PSU	Current	Output	A	B	H
<b>13 144</b>	on/off	350 mA	max. 19.0 W	53	119	22
<b>13 206</b>	on/off	700 mA	max. 20.0 W	53	119	22
<b>13 199</b>	DALI	180 mA	max. 9.5 W	53	119	22
<b>13 303</b>	DALI	700 mA	max. 19.6 W	53	119	22



**Power supply units for LED luminaires on/off or DALI**

These power supply units will fit into the relevant BEGA installation housing alongside their respective recessed luminaires.

Input voltage: 220-240V · 0/50-60Hz  
Protection class IP 20

	PSU	Current	Output	A	B	H
<b>13 143</b>	on/off	250 mA	max. 11.0 W	44	147	23
<b>13 176</b>	on/off	500 mA	max. 20.0 W	44	147	23
<b>13 198</b>	on/off	180 mA	max. 7.4 W	34	115	19
<b>13 145</b>	on/off	500 mA	max. 25.0 W	42	130	30
<b>13 178</b>	on/off	700 mA	max. 30.0 W	44	147	23
<b>13 314</b>	on/off	700 mA	max. 30.8 W	44	147	23
<b>13 177</b>	on/off	1050 mA	max. 22.0 W	38	130	28
<b>13 168</b>	DALI	250 mA	max. 11.5 W	44	147	23
<b>13 169</b>	DALI	350 mA	max. 16.8 W	44	147	23
<b>13 172</b>	DALI	500 mA	max. 23.0 W	44	147	23
<b>13 305</b>	DALI	700 mA	max. 26.0 W	44	147	23
<b>13 173</b>	DALI	1050 mA	max. 38.0 W	44	148	30

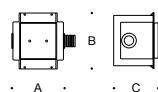
**BEGA installation housing for recessed ceiling luminaires**

When making the recessed opening, it might be practical to use an installation housing. This overview shows the shapes and dimensions of our range of installation housings. They are designed specifically for BEGA luminaires and enable technically perfect installation in ceilings. You can find instructions for use, complete with material descriptions and dimensions for all installation housings on our website at [www.bega.com](http://www.bega.com).



**Installation housing for recessed ceiling luminaires**

Installation housing for the installation of recessed ceiling luminaires in concrete ceilings. The installation housing is made of aluminium and fibreglass-reinforced synthetic material.

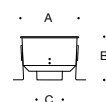


	A	B	C	
<b>13 500</b>	Installation housing	155	165	135
<b>13 501</b>	Installation housing	195	260	155
<b>13 502</b>	Installation housing	230	240	155
<b>13 578</b>	Installation housing	330	330	170



**Installation housing for recessed ceiling luminaires**

Installation housing for the installation of recessed ceiling luminaires in concrete ceilings. The recessed housing is made of aluminium



	A	B	C	
<b>10 407</b>	Installation housing	Ø170	127	Ø 71
<b>13 609</b>	Installation housing	Ø170	127	Ø 71
<b>13 610</b>	Installation housing	Ø200	170	Ø 97
<b>13 611</b>	Installation housing	Ø240	200	Ø128
<b>13 612</b>	Installation housing	Ø280	220	Ø160
<b>13 613</b>	Installation housing	Ø320	250	Ø202
<b>13 617</b>	Installation housing	175	108	Ø 50
<b>13 618</b>	Installation housing	210	135	Ø 69

## Imprint

Publisher: BEGA, Menden  
Printed by: LUC GmbH, Greven  
Lithography: RGI, Dortmund

The concept, design and photography are the joint work of our company's designers and creators.

All previous "Light for the house and the garden" catalogues are rendered invalid with this issue.

BEGA Gantenbrink-Leuchten KG  
P.O. Box 3160 · 58689 Menden  
Hennenbusch 1 · 58708 Menden  
Germany  
Telephone +49 2373 966-0  
[www.bega.com](http://www.bega.com) · [exporte@bega.com](mailto:exporte@bega.com)

We reserve the right to make changes to the technology and design. Colour deviations due to printing technology are possible.

© BEGA · 2023

Alexander Brenner Architekten, Stuttgart | Alexander Gempeler, Bern | Andrey Avdeenko, Kiev | Boris Storz, München | Brininstool + Lynch, Chicago | Capital Construction, Washington | Christopher Barrett, Chicago | earlybirdsarchitekten, Frankfurt | Falke Architekten, Köln | Florian Holzherr, Gauting | Getty Images, iStockphoto, piovesempre | Getty Images, Maria Pavlova | Getty Images, Westend61 | iStockphoto, Dariusz Jarzabek Fotografia | iStockphoto, Johnny Greig | iStockphoto, Andreas Schulze | Juniwind Architektur, Dornbirn | Katia Klose, Leipzig | Keidel Architekten Bamberg | Lioba Schneider, Köln | Manfred Esser, Bergisch Gladbach | Martina Pipprich, Mainz | Norman Radon, Ingolstadt | Studio Casa, Münster | Thorsten Arendt, Münster | Tom Bauer, Würzburg | Zoöy Braun, Stuttgart |

**BEGA**