

EQUIPMENT AND FEATURES

Stock chrome front bumper,
Stock polished grill,
Polished headlamp bezels,
HID/Halo headlamps,
Front LED turn signals,
Front mounted transmission cooler,
AC condenser,
Custom aluminum radiator,
Custom fabricated radiator support,
Custom fan shroud,
Dual SPAL electric puller fans,
Custom stainless-steel overflow tube,
Polished coolant reservoir,
Custom molded heater hoses and fittings,
525HP LS3 GM 'crate' motor,
Holley Terminator EFI w/ECU and harness,
Polished FAST Big Mouth 92mm throttle body,
Spectre cold air intake,
Custom fabricated 4" powder-coated cold air intake tube,
Carbon Fiber Corvette LS3 engine covers,
Painted aluminum water pump,
Polished fuel rails,
Fuel pressure gauge,

Delco ignition,
Sanden air conditioning compressor,
GM alternator,
Power steering,
Custom braided power steering lines,
Serpentine belt assembly,
Sanderson exhaust headers,
Custom molded AC lines and fittings,
Hidden air conditioning dryer,
Custom motor mounts,
Mini hi-torque starter,
Holley LS Retro-fit oil pan,
Wilwood aluminum tandem master cylinder,
Wilwood brake proportioning valve,
Custom brake lines,
Chris Alston's Chassisworks powder-coated Pro-Touring front clip,
Chassisworks inner fender skirts,
Chassisworks Power rack & pinion steering system,
Custom steering linkage,
Powder-coated front upper and lower tubular A-arms,
Powder-coated front spindles,
VariShock adjustable front coil overs,
Custom powder coated sway bar and end links,
Slotted front brake rotors,

Front Wilwood brake calipers,
Custom built 700R4 automatic transmission,
Lokar transmission dipstick and tube,
Custom transmission crossmember,
Tubular powder-coated subframe connectors,
Cowl induction hood,
Powder-coated hood hinges & springs,
Deleted wipers,
Antiglare windshield,
Chrome rear view mirror,
Chrome driver side view mirror,
Custom wiring system,
Custom Gray leather and suede upholstered interior,
Custom leather dash pad,
Stock painted dash,
Refurbished dash trim,
Dakota Digital gauges,
Retro Sound AM/FM Bluetooth Streaming audio head unit,
Vintage Air,
Air conditioning in dash control knobs and switches,
Painted tilt steering column,
Billet tilt and turn signal levers,
Custom leather wrapped billet steering wheel,
Custom leather and suede upholstered front bucket seats,

Power operated driver seat,
Custom fabricated and upholstered center console,
Center console air vents, cupholders, and compartment w/armrest,
Lokar shifter,
Custom leather and suede upholstered rear seat,
Custom suede headliner,
Stock dome lamp,
Custom leather and suede upholstered door panels,
Custom leather and suede upholstered rear inner quarter panels,
Factory inner door hardware,
Custom upholstered kick panels,
Concealed Alpine speaker system,
Lokar pedals,
Custom wool carpets,
Vinyl floormats,
Refurbished Fisher door sill trim plates,
Retractable seat belts,
Custom courtesy lights,
Python auto alarm system,
Power locks,
Custom upholstered trunk,
Trunk mounted and concealed battery,
Trunk mounted and concealed Alpine amplifier,
Trunk mounted and concealed Alpine 8" subwoofers,

Custom trunk cover,
Relocated in trunk gas filler,
In trunk access battery terminals,
Right rear quarter mounted chrome antenna,
Custom driveshaft,
Drive shaft loop,
Custom stainless steel/ceramic coated exhaust system,
TCI Pro-Touring Torque Arm,
Custom powder-coated Ford 9" Sportsman Truetrac posi-traction rear end,
3.86 rear gearing,
Ridetech adjustable rear coil overs,
Chevrolet S10 rear disc brakes,
Slotted & drilled rear rotors,
Powder-coated stainless-steel fuel tank and straps,
Electric fuel pump,
Custom fuel filter system,
Polished one-off Bonspeed 18" offset wheels,
Toyo Extensa HP tires; Front: 225/40ZR18 Rear: 245/45ZR18,
Rear LED lights,
Stock chrome rear bumper,
Custom Green Onyx exterior paint.

INVOICE



19
Lic
VI

Part Description / Number	Qty	Sale	Ext	La
BATTERY OBT RED34/78	1.00	268.95	268.95	Ch
BATTERY PAD NPC-2	2.00	1.00	2.00	

L
C

Date: 04/08/2021

1963 Chevy - Nova SS - LS3 6.2L

Lic # :

Odometer In : 7232

VIN # :

Ext	Labor Description	Ext
268.95	Check charging system	100.00
	Test battery and alternator	
2.00	Alternator charging 14.1 volts	
	Battery getting old	
	Remove old battery and replace with Optima battery (Customer request)	
	Lead Acid Battery Fee	2.00
	Check Brakes	50.00
	Remove wheels, inspect pad/shoe condition & thickness	
	Front _75_% Rear __80_%	
	Inspect caliper/cylinder for leakage & operation	
	Inspect master cylinder, brake lines & hoses for operation & leaks	

Date: 04/08/2021

1983 Chevy - Nova SS - LS3 6.2L

Lic # :

Odometer In : 7232

VIN # :

Qty	Sale	Ext	Labor Description	Ext
1.00	268.95	268.95	Check charging system	100.00
			Test battery and alternator	
2.00	1.00	2.00	Alternator charging 14.1 volts	
			Battery getting old	
			Remove old battery and replace with Optima battery (Customer request)	
			Lead Acid Battery Fee	2.00
			Check Brakes	50.00
			Remove wheels, inspect pad/shoe condition & thickness	
			Front _75_% Rear _80_%	
			Inspect caliper/cylinder for leakage & operation	
			Inspect master cylinder, brake lines & hoses for operation & leaks	

50.00 Current Estimate 150.00

Additional Cost: 50.00, Revised Estimate: 150.00, Parts: \$0.00 Labor: \$50.00 Sublet: \$0.00 Taxes & Fees: 4/6/2021, Time - 1:27 PM, Initiated By - Customer, Written By - Best, Greg, Reason - Check

Labor:	150.00
Parts:	270.95
Sublet:	2.00
SubTotal:	422.95
Tax:	23.71
Total:	446.66
Bal Due:	\$0.00

Customer Number : 5984

I have done along with the necessary materials and hereby grant you and/or your employees... mechanic's lien is hereby acknowledged...

Big Boys Toys

Invoice

DATE 6/8/2021
Quotation # 100
BAR AJ217998

Quotation valid until: 6/28/2021

Prepared by:

Mileage:


MAKE	MODEL	YEAR
Chevy	Nova	1963

QUANTITY	DESCRIPTION	UNIT PRICE	AMOUNT
1	Remove & replace alternator		
1	Alternator	90.00	90.00
1	Rewire exhaust cut outs	575.00	575.00
		270.00	270.00

PAID
Pd chell
0224

SUBTOTAL	\$ 935.00
TAX RATE	7.75%
SALES TAX	44.57
LABOR	-
TOTAL	\$ 979.57

I hereby authorize the above repair work to be done along with the necessary material and hereby grant Don and Kent Spillmann permission to operate the vehicle described for testing and/or inspection. Express mechanic's lien is hereby acknowledged on above vehicle to secure the amount of repairs thereto. All parts removed will be discarded unless instructed otherwise:
Save all parts




LS376/525 FUEL-INJECTED FEROCITY FOR PERFORMANCE CARS OF ALL AGES

MSRP
\$9,515 †

[Find Your Price](#)

Part No.
19259233

[Resources and
Registration](#)

 [Find a Dealer
Near You](#)

[Locate a Store](#)

For Off-Road &
 **STREET**

[Owner Resources](#)

 **6 Select**
Available Mods

[Related Parts](#)

Power
 **525**
hp @ 6300 rpm

[Dyno and Tech Specs](#)

FUEL-INJECTED FEROCITY FOR PERFORMANCE CARS OF ALL AGES

What do you get when you take Chevrolet Performance's aggressive ASA camshaft — developed for the high-rpm world of circle-track racing — and slip it into an LS3 6.2L engine? The answer is 525 horsepower in one of our most powerful production-based crate engines. We call it the LS376/525, and if take-no-prisoner performance is what you're looking for in your new Camaro or resto-mod Chevelle, this is it!

The ASA camshaft is a hydraulic roller with .525-inch lift on both sides, along with 226 degrees of duration on the intake side and 236 degrees on the exhaust side. Coupled with a tight, 110-degree lobe separation angle, it helps the engine deliver excellent throttle response and breathe exceptionally well at high rpm. And for durability, we complement the cam with higher-rate valve springs.

You'll need tuning to make the most of the engine in a late-model GM vehicle. If you plan to use the LS376/525 in a vintage car, you'll need the controller kit (P/N 19259261), which includes the throttle pedal to match its electronically controlled throttle body. Check out our LS1 Engine Kit Installation Guide (P/N 88959384) for details on installing an LS

<http://www.chevrolet.com/performance/crate-engines/ls376-525.html>



LS376/480 and LS376/525 EFI Crate Engines Specifications

Specifications part number: 19244548

Thank you for choosing GM Performance Parts as your high performance source. GM Performance Parts is committed to providing proven, innovative performance technology that is truly.... more than just power. GM Performance Parts are engineered, developed and tested to exceed your expectations for fit and function. Please refer to our catalog for the GM Performance Parts Authorized Center nearest you or visit our website at www.gmperformanceparts.com.

This publication provides general information on components and procedures which may be useful when installing or servicing your crate engine. Please read this entire publication before starting work.

These crate engines are assembled using brand new, premium quality components. They are based off of the General Motors (GM) Generation IV LS3 Series architecture, and utilize such modern technologies as fuel injection, individual ignition coil per cylinder, and electronic throttle control. Due to the wide range of small block applications, if you are retrofitting a previous small block application, you may encounter installation differences between your crate engine assemblies and the previous version. These differences may require modifications or additional components not included with the engine, including cooling, fuel, electrical, and exhaust systems. Some fabrication work may be required.

The LS376/480, LS376/525 crate engines require an engine control system and harness which are available from your GM Performance Parts dealer. Check with your dealer or on gmperformanceparts.com for the control system packages that are currently available. Generally, the fuel system requirement is 60 psi (400 kPa) constant fuel pressure, but check the information included in your engine control system for the actual pressure requirement.

User Note: The GM Performance Parts LS 376/480 crate engine comes equipped with the LS Hot Cam and the LS376/525 comes with the LS ASA cam both of which are aggressive high performance camshafts that may cause slight surging below 2500 rpm under light load. This should be considered a normal functioning occurrence given the aggressive nature of these camshafts. This surging can be avoided by increasing either the rpm or throttle of the engine at the same given velocity.

Under full throttle usage, you should not experience any surging when using a GMPP engine control system. It is not the intent of these specifications to replace the comprehensive and detailed service practices explained in the GM service manuals.

For information about warranty coverage, please contact your local GM Performance Parts dealer.

Observe all safety precautions and warnings in the service manuals when installing a crate engine in any vehicle. Wear eye protection and appropriate protective clothing. When working under or around the vehicle support it securely with jack stands. Use only the proper tools. Exercise extreme caution when working with flammable, corrosive, and hazardous liquids and materials. Some procedures require special equipment and skills. If you do not have the appropriate training, expertise, and tools to perform any part of this conversion safely, this work should be done by a professional.

TITLE LS376/480 and LS376/525 EFI Crate Engines Specifications		IR 15AP11	PART NO. 19244548	SHEET 1 OF 21
ALL INFORMATION WITHIN ABOVE BORDER TO BE PRINTED EXACTLY AS SHOWN ON 8 1/2 x 11 WHITE 55 POUND BOND PAPER. PRINT ON BOTH SIDES, EXCLUDING TEMPLATES.		DATE	REVISION	AUTH
TO BE PRINTED IN ACCORDANCE WITH GM SPECIFICATIONS.		15AP11	Initial Release - Rocko Parker	

GM SERVICE REPLACEMENT POWERTRAIN & CHEVROLET PERFORMANCE PARTS LIMITED WARRANTY FOR:
ENGINES, ENGINE COMPONENTS, TRANSMISSIONS, TRANSMISSION COMPONENTS & TRANSFER CASES

OTHER TERMS:

GM sells other engines and those engines and transmis

This warranty gives you speci

General Motors does not au with these assemblies.

ANY IMPLIED WARRANTY OF ASSEMBLIES OR PARTS IS LIMITED TO THE PERFORMANCE OF REPAIRS OR ANY IMPLIED WARRANTY RESULTING FROM BREACH OF

Some states do not allow limitations on incidental or consequential d

SERVICE CHECKS:

Transmissions: It is important to check transmission fluid level at regular intervals.

Engines: It is important for you or a service technician to perform these underhood checks at each fuel fill:

- Check engine oil level and add if necessary.
- Check engine coolant level in coolant reservoir and add if necessary.
- Check belts and hoses for visible wear and replace if necessary.

Direct any inquiries to:
General Motors Company
Consumer Relations Dept.
P.O. Box 33170
Detroit, MI 48232-5170


VERY IMPORTANT
LS3
ENGINE WARRANTY INFORMATION:
1. PURCHASE 3/3/2015 FROM JEGS
2. HAW/HMS DATE OF INSTALLATION: 3/16/2015
3. GM ENGINE WARRANTY

GM Powertrain Warranty Form

GM SERVICE REPLACEMENT POWERTRAIN & CHEVROLET PERFORMANCE PARTS LIMITED WARRANTY FOR:
ENGINES, ENGINE COMPONENTS, TRANSMISSIONS, TRANSMISSION COMPONENTS & TRANSFER CASES

To retain the safety and dependability built into this product, it is essential that your product receives the scheduled maintenance at the recommended intervals contained in your vehicle Owner's Manual/ Maintenance Schedule* or GM Chevrolet Performance Engine Instruction Sheet. Since emissions-related components vary by model and engine application, you should follow the emissions maintenance recommendations also contained in your vehicle's manuals.

Maintenance services should be performed by an authorized GM dealer or other qualified Independent Service Center (ISC).



Date of Sale/Installation: 3/16/2015 Mileage: 195

VIN: 304370152030

Product Part Number:** 809-19301360

Serial Number:** 3014213158904

* If owner's manual/maintenance schedule is lost, visit www.gm.com/gmownercenter/gm.
** Information is located on metal tag on block of remanufactured engines only or on outer casting of transmission/transaxle and should be noted on the repair order.


IMPORTANT: IT IS THE PURCHASER'S RESPONSIBILITY TO PROVIDE THIS WARRANTY STATEMENT, PURCHASER'S ORIGINAL REPAIR ORDER OR SALES SLIP (OR DEALER'S PHOTO COPY), AND PROOF OF PROPER MAINTENANCE WHEN REQUESTING WARRANTY REPAIRS. KEEP THIS WARRANTY AND ANY SALES SLIPS/REPAIR ORDERS AND YOUR MAINTENANCE RECEIPTS WITH YOUR VEHICLE OWNER'S MANUAL AND OTHER GLOVE COMPARTMENT LITERATURE, AS THEY MAY BE NEEDED FOR WARRANTY REPAIRS.

Classic Auto Appraiser

Appraisal Report

**1963 Chevrolet Chevy II Nova SS
Resto-Mod**

PREPARED FOR:



CLASSIC AUTO APPRAISER

*A PROFESSIONAL VALUATION SERVICE FOR ALL TYPES OF SPECIALTY
& COLLECTOR VEHICLES SINCE 1989*


Classic Auto Appraiser

302 Rappahannock Court, Danville, CA. 94526
Phone (925) 208-9035

Website; classicautoappraiser.com
Email; CarloTheCarAppraiser@gmail.com

A professional service evaluating all types of Specialty and collector vehicles since 1989

7/19/19



Re: Appraisal Report: 1963 Chevrolet Chevy II Nova SS Resto-Mod

To Whom It May Concern,

In compliance with the recent request, we have appraised the above referenced vehicle.

We have enclosed the appraisal report that constitutes our analysis and conclusion of the research completed on this unique Show Car.

The Fair Market Value of this vehicle as of the above noted date was; **\$72,500.00.**

Thank you very much for your business, and if you should have any further questions, please do not hesitate to call or email us.

Very truly yours,

A handwritten signature in cursive script, appearing to read "Carlo Di Marco".

Carlo Di Marco,
Classic Auto Appraiser.