


THE 2002 CHEVY
CAMARO



• RegentBound™ • Creative Album System™ Products •

MINAMI



CHARLES CHEVROLET-OLDS, INC.

Phone 527-2101, Toll Free (800) 587-2101

10851 North Street

GARRETTSVILLE, OHIO 44231



Date 02/14/2002 MOTOR VEHICLE PURCHASE ORDER Including Revised Reg. Z Disclosure Requirements, Oct. 1992

DEAL # 4424 Cash Price of Vehicle 30224.31

ACCESSORIES N/A

ODOMETER MILEAGE STATEMENT

THE ODOMETER OF THE DESCRIBED VEHICLE NOW READS _____ MILES/KILOMETERS AND IS ACCURATE UNLESS CHECKED BELOW. ODOMETER MILEAGE IS NOT ACCURATE. REFER TO FEDERAL MILEAGE STATEMENT FOR FULL DISCLOSURE

Enter My Order for One New Used Year Stock No. LOCATE
Make _____ Series Name _____ Body Style _____
Serial or Engine No. _____
Cyl. _____ Color _____
Interior _____ Mileage _____

DESCRIPTION OF TRADE-IN

Make _____ Series Name _____ Cyl. _____ Body Style _____
Lic. No. _____
Engine No. _____ Mileage _____

NEGATIVE EQUITY DISCLOSURE

I am aware the balance owed on my trade-in vehicle exceeds the trade-in allowance from Dealer and, as a result, I have requested that \$ _____ of negative equity from my trade-in be included in the cash price of this vehicle.

X _____

DEPOSIT RECEIPT

Dealer hereby acknowledges receipt of a total of \$ _____ as Deposit(s)/ Partial Payment(s) for the vehicle described above. If this Receipt is for a Deposit, Dealer will refrain from selling the described vehicle for _____ days. The Deposit(s)/Partial Payments ARE ARE NOT refundable subject to the following conditions:

ALL WARRANTIES, IF ANY, BY A MANUFACTURER OR SUPPLIER OTHER THAN DEALER ARE THEIRS, NOT DEALER'S, AND ONLY SUCH MANUFACTURER OR OTHER SUPPLIER SHALL BE LIABLE FOR PERFORMANCE UNDER SUCH WARRANTIES. UNLESS DEALER FURNISHES BUYER WITH A SEPARATE WRITTEN WARRANTY MADE BY DEALER ON ITS OWN BEHALF, DEALER HEREBY DISCLAIMS ALL WARRANTIES, EXPRESS OR IMPLIED, INCLUDING ANY IMPLIED WARRANTIES OF MERCHANTABILITY OR FITNESS FOR A PARTICULAR PURPOSE: (A) ON ALL GOODS AND SERVICES SOLD BY DEALER, AND (B) ON ALL USED VEHICLES WHICH ARE HEREBY SOLD "AS IS - NOT EXPRESSLY WARRANTED OR GUARANTEED". IN THE EVENT THAT ANY SERVICE CONTRACT IS SOLD, ANY IMPLIED WARRANTY OF MERCHANTABILITY OR FITNESS FOR A PARTICULAR PURPOSE IS LIMITED IN DURATION TO THE TERM OF THE SERVICE CONTRACT.

The front and back of this Order comprise the entire agreement affecting this purchase and no other agreement or understanding of any nature concerning same has been made or entered into, or will be recognized. If this agreement is for a used vehicle see contractual disclosure statement below. I hereby certify that no credit has been extended to me for the purchase of this motor vehicle except as it appears in writing on the face of this agreement. I have read the matter printed on the back hereof and agree to it as a part of this order the same as if it were printed above my signature. I certify that I am 18 years old, and hereby acknowledge receipt of a copy of this order.

SOLD AS IS. I hereby make this purchase knowingly without any guarantee, expressed or implied by this dealer or his agent. Customer's Signature _____

SOLD WITH WARRANTY. We, the dealer, warranty this vehicle for _____ after delivery on a _____ retail basis of parts and labor used. (Owner pays _____ and dealer pays _____ of total retail cost of parts and labor used). All repairs must be made in our service shop or shops authorized by dealer herein named. We do not warranty tires, battery, glass, clock, heater or radio.

WARNING — unless a charge is included in this agreement for public liability or property damage insurance, payment for such coverage is not provided by this agreement.

	<i>Temp Tag Fee</i>	<u>4.75</u>
PRICE OF VEHICLE & ACCESSORIES		<u>30224.31</u>
TRADE-IN ALLOWANCE		<u>N/A</u>
CASH CAR DIFFERENCE		<u>30224.31</u>
DOCUMENTARY CHARGES		<u>50.00</u>
USED VEHICLE PREP-FEE		<u>60.00</u>
SALES TAX 6.25 %		<u>1892.14</u>
TITLE, FILING & NOTARY FEES		<u>15.00</u>
TOTAL CASH DIFFERENCE		<u>32186.20</u>
DEPOSIT		<u>N/A</u>
REBATE		<u>3002.00</u>
PARTIAL PAYMENT		<u>100.00</u>
TOTAL DOWN PAYMENT		<u>3102.00</u>
PAY-OFF ON USED CAR		<u>N/A</u>
TOTAL CASH BALANCE AMOUNT FINANCED		<u>29084.20</u>

Salesman JOHN A. JARMUSIK

Accepted _____ Dealer's authorized representative (Subject to satisfactory credit rating)

I have read, understand and agree to the terms of the Warranty Statement contained herein.

Purchaser's Signature _____

Purchaser's Signature _____

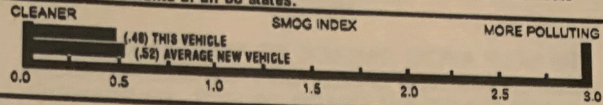
Regentbound™ • Creative Album System™ Products •



2G1FP32G722101922

CONSUMER INFORMATION

This vehicle is certified to 50-STATE EMISSION REQUIREMENTS. It meets emission requirements of all 50 states.



This vehicle is equipped with bumper systems that, in a frontal barrier impact of 5 miles per hour and a rear barrier impact of 5 miles per hour, sustain no more damage than is permitted under the Federal bumper standard. That Federal standard establishes requirements (including damage criteria) for the impact resistance of vehicles in low speed front and rear collisions. The standard allows damage to the bumper face bar and the components and associated fasteners that directly attach the bumper face bar to the chassis frame.

PARTS CONTENT INFORMATION

FOR VEHICLES IN THIS CARLINE:

U.S./CANADIAN PARTS CONTENT: 85%

NOTE: PARTS CONTENT DOES NOT INCLUDE FINAL ASSEMBLY, DISTRIBUTION, OR OTHER NON-PARTS COSTS.

FOR THIS VEHICLE:

FINAL ASSEMBLY POINT: STE. THERESE, PQ CANADA

COUNTRY OF ORIGIN:

ENGINE: UNITED STATES

TRANSMISSION: UNITED STATES



PROPERTY OF
GENERAL MOTORS
OF CANADA LTD.


Part # 10312866

CAMARO DOMESTIC
PORTFOLIO

CAMARO[®]

LEGENDS TOUR




Certificate # 15047

Thank you for your interest in Chevy™ Camaro®. To show our appreciation, we've created a special offer just for the attendees of the Camaro Legends Tour - \$1,000 toward the purchase or lease price of a new 2000, 2001 or 2002 Camaro.

This is your official certificate. It can be redeemed by following these simple steps:

1. Bring this certificate to any Chevrolet® dealership prior to Dec. 31, 2002.
2. Have your sales representative validate the certificate by calling GM® Headquarters for authorization to apply the \$1,000 toward the purchase or lease of the Chevy Camaro you've selected.
3. Leave the certificate with the dealer.

Thanks again. We look forward to seeing you at your local Chevrolet dealer. If you have any questions concerning this offer, please call 1-800-944-4020.

Authorization Code: _____

Dealer Signature: _____

Dealer Code: _____

Offer valid toward the purchase or lease of any new and unused 2000, 2001 or 2002 Camaro. Vehicle must be purchased or leased by person whose name appears on this certificate. This certificate is transferable only to individuals residing at same address as addressee; otherwise certificate is nontransferable. Addressee may also request an additional certificate for an individual residing at the same address. Certificate is nonnegotiable and not redeemable for cash. Only one original certificate may be applied per eligible transaction. Must take retail delivery from participating dealer stock by 12/31/02. ©2001 GM Corp. Buckle up, America!



GM **Completely Satisfied**
New Vehicle Delivery System

Vehicle Identification Number
 2G1FA32J722101922
 BAC Code
 28083

PDI Date: 2-19-02 Delivery Date: 2-19-02 Dealership's hours of operation Sales: 9706 Service: 8705

Pre-Delivery Check (Sales consultant performs these checks prior to delivery date.)

- Review completed GM Pre-Delivery Inspection form.
- Inspect body and paint surfaces for fit and appearance.
 - Check the hood, trunk, tailgate, and all doors for proper operation.
- Verify that all financial paperwork is in order (e.g., title/registration, financing, service contract).

Consultation at Delivery

- Present all glovebox material, including the owner's manual and warranty information, and emphasize the importance that the customer should review the material.
 - Review Roadside Assistance and Courtesy Transportation procedures.
- Explain the Maintenance Schedule and assist the customer in selecting the proper schedule based on their type of driving. Discuss the initial dealership service visit.
 - Present dealership service benefits (e.g., menus, shuttles, early bird drop-off, factory trained technicians).
- Remind customer that, in order to better serve them, they will be receiving the Purchase and Delivery Satisfaction Survey and the Service Satisfaction Survey from General Motors.
 - Advise the customer of a potential follow-up call to ensure that they are completely satisfied.
 - Invite the customer to the next New Owner Orientation. Date: N/A

Vehicle Presentation with Customer (Utilizing owner's manual and applicable reference guides)

- Review body and paint to make sure they are clean and damage-free.
- Review exterior items, including:
 - Location of hood latch, prop rod (Section 6)
 - Location and checking procedure for all fluids (oil levels, etc.) (Section 6)
 - Fuel filler door and cap operation (Section 6)
 - Spare tire removal and jack location (Section 5)
 - Remote keyless entry, if equipped (Section 2)
- Review interior to make sure it is clean and damage-free.
- Review and demonstrate all vehicle features and controls.
 - Safety features, safety belts, child restraints (Section 1)
 - Seat and mirror positioning (Sections 1 & 2)
 - Help the customer set personalized, programmable, and memory functions (Section 2)
 - Climate Control system: automatic, dual zone, and recirculation functions (Section 3)
 - Audio system: clock, radio, tape, CD, and RDS functions (Section 3)
 - Review procedure for programming the garage door opener, if equipped (Section 2)
 - OnStar, if equipped (Section 2)
- Review specific features mentioned in quick reference guides or supplemental feature information.
- Introduce the customer to the dealership's Service, Parts, and Body Shop Departments.
- Offer orientation drive.

The above items were inspected, explained, and demonstrated to my complete satisfaction, including the Lemon Law Information (USA, if applicable).

Customer comments:

• Fuel door and locking cap, deck lid, tailgate, tire carrier, handles, access panels, etc. (if applicable)
 • Road hazard equipment and cargo net/cover
 • Adjust tires, including spare, to specified pressure
 • Adjust seats, such as antenna

AFTER
 • All warning/label systems
 • Set clock and power window lockouts
 • Pullight Strained
 • Electromagnetic Interference

General Motors Pre-Delivery Inspection Procedures for Passenger Cars and

MONTH

SNKIST Z

SUNKIS Z

MONTH

JAN

PUNCHING

four letters and no more tha



General Motors Pre-Delivery Inspection Procedure for Passenger Cars and Light Duty Trucks

VIN 2G1FP326722101922

DEALER/RETAILER CODE 28-083

Stock # 22394

Repair Order # _____

For proper fluid levels, equipment operation, specifications and procedures, refer to the appropriate owner's manual, service manual and service bulletins.

Deficiencies must be called to Service Management's attention.

INSPECT, PERFORM, VERIFY PROPER OPERATION, ASSEMBLY AND ROUTING OF THE FOLLOWING:

Check (✓) each box upon completion.

ROAD TEST

Drive on a legal roadway with road conditions permitting evaluation for squeaks, rattles and wind noise. Before, during and after this test, check all standard equipment, options and accessories for proper operation, as applicable:

BEFORE

- Seat belts: material and operation
- Steering ignition lock and switch
- Neutral start safety switch
- Tilt steering wheel/column
- Lower accessories: seats (includes heat and other systems), mirrors, sunroof and antenna
- Displays, gauges, lights (head, driving/fog, tail, parking, turning, reverse, running, brake and hazard)

DURING

- Radio, cassette and CD player (Regular, steering wheel and rear controls)
- Clutch
- Engine, transmission/transaxle, transfer case performance (4WD-Electronic/manual, AWD)
- Electronic compass
- Turn signal - canceling
- Steering wheel - center position
- Wipers, delay and washers (front and rear)
- Speed control
- Brakes: Vehicle, ABS operation, warning lights
- Traction control system
- Ride control system

AFTER

- All warning/theft systems
- Set clock to local time
- Door and power window lockouts
- Twilight Sentinel
- Electrochromic mirrors
- Cigar lighter(s)
- Vanity mirror(s)
- Front/rear heat, defrost, climate control and A/C
- Vehicle leveling system
- Removable top/panel, convertible top
- Folding rear seat(s)
- Parking brake

- Fuel door and locking cap, deck lid, tailgate, tire carrier, hatches, access panels, doors, locks, keys and keyless entry system (program, if applicable)
- Road hazard equipment and cargo net/cover
- Adjust tires, including spare, to specified pressure
- Install loosely shipped parts, such as antenna, wheel covers, luggage rack, mirrors, etc.
- Torque lug nuts on trucks with dual rear wheels

UNDER VEHICLE

- Underbody, drivetrain, suspension, skid plates, exhaust system, lines, linkages and hoses
- Fuel system, brake system and oil cooler lines for leaks

UNDER HOOD

- Remote hood release, latch and hood safety latch
- Engine compartment light
- Engine accessories and drives
- Hoses, lines, cables and wire attachments are free of kinks and clear of any moving/hot parts
- Hoses, pipes, fittings, seals, gaskets and plugs for seepage
- Delco battery "green eye" visible
- Fluid levels; add as required


APPEARANCE

- Interior: remove protective coverings. Clean as required: seats, headliner, visors, kick panels, carpets, console, instrument panel, moldings and hard trim
- Install floor mats, fender skirts and door edge guards, if equipped
- Fit/retention of parts such as bumpers, moldings, grill, emblems
- Remove protective films, other protective shipping materials
- Aim headlights (Upfitted vehicles only)
- Thorough exterior wash and dry
- Exterior finish: detailed cleaning; remove any overspray, sealer, etc.; touch up paint as needed

BODY/CHASSIS

- Interior, compartment, cargo and trunk lights
- Child Comfort Guide - elastic cord visible

CERTIFICATION



Date 2-19-02

2003 • Ohio Bicentennial • 2003
SNKIST Z
PLACE OF AVIATION

2003 • Ohio Bicentennial • 2003
SUNKIS Z
PLACE OF AVIATION
no less than four letters and no more than

OHIO

PUNCHING MORE THAN (1) MONTH AND/OR (2) DAYS INVALIDATES THIS TAG THE HOLES PUNCHED MUST MATCH THE WRITTEN EXPIRATION DATE SPECIFIED BELOW

MONTH: JAN, FEB, APR, MAY, JUN, JUL, AUG, SEP, OCT, NOV, DEC

DAY: 0, 1, 2, 3, 4, 5, 6, 7, 8, 9

B331195

EXPIRES	MAR.	21	02	EXPIRES	ISSUE DATE OF TAG
	PRINT FIRST THREE LETTERS OF MONTH	PRINT TWO DIGITS	PRINT LAST TWO DIGITS		2-19-02
	MONTH	DAY	YEAR		YEAR OF VEHICLE
					2002
					MAKE OF VEHICLE
					CHEV.
					LAST 6 DIGITS OF VIN
					101922


DEALER/AGENCY NUMBER: ND000334

30 DAY TEMPORARY TAG

S U N - K S T - Z

PERMIT EXPIRES 03-28-02
6710
AGENCY NO.

MAKE/YEAR 02 Chev
SERIAL NO. 101922
(LAST 6 DIGITS)



no less than four letters and no more than



OHIO SPECIAL PLATES PERMIT

S U N - K S T - Z

PERMIT EXPIRES 03-28-02

MAKE/YEAR 02 Chev

AGENCY NO. 6710
BMV 5787 10/96

SERIAL NO. 101922
(LAST 6 DIGITS)