

Access to a sustainable future

Access Hardware Solutions by dormakaba



Table of contents

06



Our **sustainability** commitment

08



Our **sustainability** framework

10



Our **circular economy** approach

12



Our contribution to **green buildings**

14



Our Access Hardware Solutions - **Environmental impact factsheets**

16



8600 and 8900 Series door closers

18



TS 98 G-N XEA Slide channel door closer

20




TS 93 G-N Slide channel door closer

22



TS 98 XEA and TS 93 Slide channel system

24



TS 90 Impulse Cam action door closer

26



TS 91 Cam action door closer

28



TS 92 XEA Slide channel door closer

30



TS 68 /and TS 69 Scissor arm door closer

32




TS 71and TS72 Rack and pinion door closer

34



TS 73 V Rack and pinion door closer

36




TS 83 Rack and pinion door closer

38



TS Match and TS Match X
Rack and pinion door closer

40



ITS 96
Integrated door closer

42




ITS 915 and ITS 900
Integrated door closer

44



BTS 75 V, BTS 75 R, RTS 87
Flor Spring

70



BEST 47H
Mortise locks

72




BEST T
Deadbolt

74



Precision 2000 Series
Exit devices

76




SVx 2000
Emergency escape locks

46



BTS 80, BTS 80 EMB, RTS 80 EMB
Floor Spring

48



BTS 65
Floor Spring

50



RTS 85, RTS 88 and BTS 84
Transom door closers

52



DL 200 / 300
Mortise lock series

78



SVx 2000 (F)
Motor locks

80



ace JP / ace APAC
Reversible single cylinders

82



penta, quattro, gemini, expert and matrix
Reversible double cylinders

84



pextra Q, pextra+, pextra, AP 2000
Serrated double cylinders

54



DL Series 2xxx / 9xxx
Mortise lock

56



BEST EHD9000
Rack and pinion door closers

58



BEST HD7000
Rack and pinion door closers

60



BEST HD8000
Rack and pinion door closers

86



star cross / star / 20 / 8
Double cylinders

88



star plus, neo and primo
Reversible single cylinders

62



BEST 1C Series
Standard cores

64



BEST 1E Series
Mortise and rim cylinders

66



BEST 9K
Cylindrical locks

68



BEST 45H
Mortise locks

Think tomorrow

We are committed to championing sustainability in everything we do, from producing more sustainable solutions to help our customers lessen their environmental footprint to being a fair and responsible employer and neighbor.

We work together with internationally acknowledged organizations to make it happen. For every place that matters.

Memberships



External ratings & reporting partners



Shaping a sustainable future

We are aware of our customers' increasing demand for more sustainable products. To respond to the needs and expectations of our society and customers, we put sustainability at the core of our vision, which underlines our long-term commitment to shaping a more sustainable industry and future.

dormakaba demonstrates leadership in many areas of sustainability and drives a sustainable development in the access solutions market. Our sustainability framework is in line with all material topics, which are aligned to three Pillars: People, Planet and Partnerships.



Scan the QR code or click here for more information about our sustainability framework



People

We empower our people so that they can unlock their full potential

Aim

We create a fair, inclusive and safe culture which enables our employees to thrive. We provide a workplace where they can continuously grow, openly contribute with their ideas and feel proud of their achievements.

- Material topics**
- Fair Employment
 - Training & Education
 - Diversity & Inclusion
 - Occupational Health & Safety

UN SDGs

3 GOOD HEALTH AND WELL-BEING

4 QUALITY EDUCATION

5 GENDER EQUALITY

8 DECENT WORK AND ECONOMIC GROWTH

Key targets

1 in 3 managers are women	
Target year	2027
Baseline FY 20/21	19%



Planet

We open the doors wide to a low carbon and circular economy

Aim

We develop innovative and resource efficient solutions for the circular economy and do our part to ensure a climate resilient future. We offer durable and energy efficient products that help our customers achieve their own sustainability goals.

- Material topics**
- Energy & Emissions
 - Circular Economy & Materials
 - Environmental Compliance

UN SDGs

7 AFFORDABLE AND CLEAN ENERGY

12 RESPONSIBLE CONSUMPTION AND PRODUCTION

13 CLIMATE ACTION

Key targets

Reduce operational emissions 42% in line with a 1.5°C future	
Target year	2030
Baseline FY 19/20	74,770 tCO ₂ e*
Reduce value chain emissions from purchased goods & services, and the use of sold products by 25%	
Target year	2030
Baseline FY 19/20	1,124,936 tCO ₂ e*
All new product developments and optimizations are covered by our circularity approach	
Target year	2023

*Baseline FY 2019/20 in line with Science Based Targets initiative validation



Partnerships

We collaborate to promote sustainable development beyond our own doors

Aim

We lead by example and engage with our partners to drive more eco-friendly practices and support the protection of human rights. Through our secure access solutions, we also contribute to people's health and safety.

- Material topics**
- Supplier Sustainable Development
 - Human Rights
 - Customer Health & Safety

UN SDGs

3 GOOD HEALTH AND WELL-BEING

9 INDUSTRY INNOVATION AND INFRASTRUCTURE

10 REDUCED INEQUALITIES

Key targets

Assess all high-risk suppliers for their sustainability management by a third-party or off-board them for lack of participation	
Target year	2027
Baseline FY 20/21	10%

We open the doors wide to a circular economy

We focus on accelerating circular solutions and enable our customers to sustainably create value throughout the building life cycle.

Transition towards a circular economy

The building sector consumes more than half the world's virgin resources and accounts for nearly a third of solid waste streams¹. All actors in the industry have a clear responsibility to reduce this impact in their own area of influence.

In a circular economy, buildings are designed to optimize energy and resources, reuse and recycle whenever possible while minimizing or eliminating waste. For a healthier planet, human populations, and economies, boldly embracing the circular economy is the only way forward.

Sustainability by design

As a leading manufacturer, dormakaba is committed to incorporating the latest product life cycle approaches and environmental technologies to continuously advance our product development, and improve our own, as well as our customers' sustainability performance. Because we know that over 80% of all product-related environmental impacts are determined during the design phase of a product, we have developed a comprehensive circularity approach. As of 2023, all new product developments will need to follow minimum criteria in line with it.

¹ United Nations Environment Programme (2020) 2020 Global Status Report for Buildings and Construction: towards a Zero-emission, Efficient and Resilient Buildings and Construction Sector, Global Status Report.

More durability, less waste

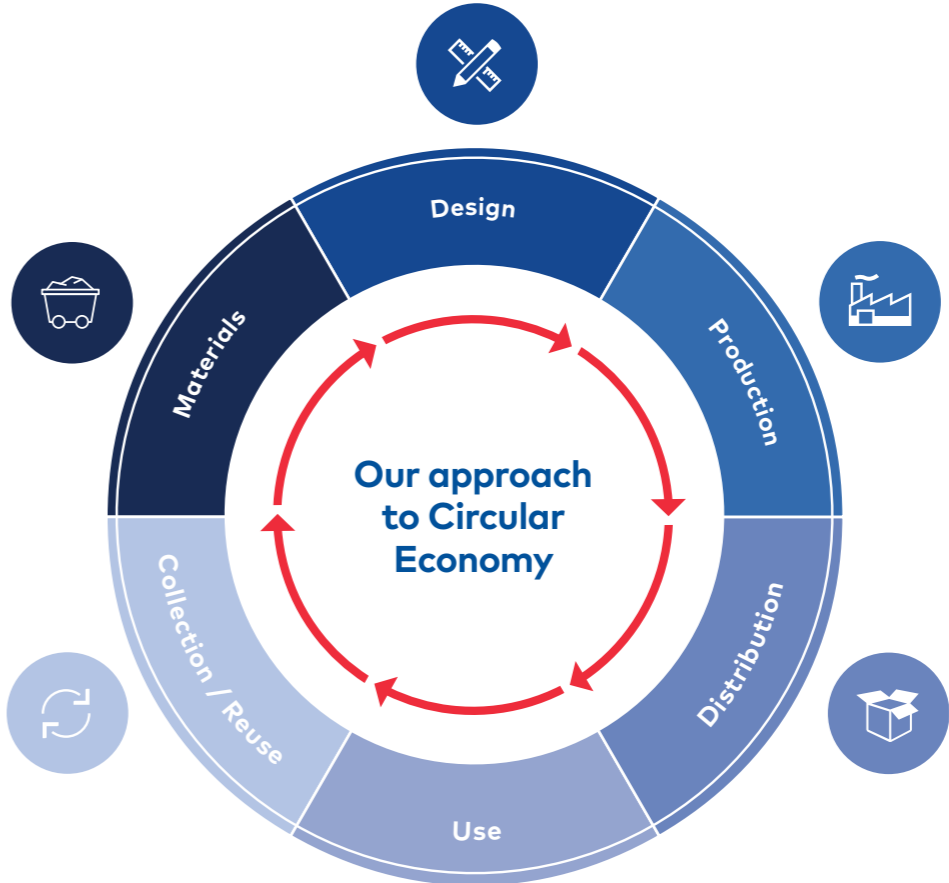
Durability is essential in the sustainable built environment. Our products have a long life span of up to 20 years, which means fewer replacements, fewer resources needed and fewer costs for our customers. Quite simply, the longer you can use a product, the better. In our design process we aim to extend the service life of our products through analysing for structural weak points of predecessor models and eliminating them, avoiding adhesive bonds to improve disassembly and repairability, using detachable connections and ensuring backwards compatibility, among others.

Our aim is to ensure that our products and components can be **reused, repaired, or reintroduced** as raw materials back into the manufacturing cycle.

Greener materials

As part of our circularity approach, we have also set minimum requirements for recycled content for the materials we select for our products. Besides leading to a lower carbon footprint, the increased use of recycled content will help customers earn credits for green building certification.

We are also moving to use only **Forest Stewardship (FSC)-certified sources** for all paper, wood and carton, which also serves customers in getting green building credits.



Scan the QR code or click here for more information about circular economy and materials.



Design

- Design for long life span
- Design for energy efficiency in the use phase
- Design for repair / reuse / recycling
- Life Cycle Assessment optimization



Production

- Material and energy efficient production
- Use of renewable energy sources
- Avoid and reduce toxic materials
- Scrap recovery



Distribution

- Reduce packaging material
- Avoid plastic packaging
- Use recycled packaging material
- Use FSC certified paper, wood and carton



Materials

- Compliance with materials restrictions and regulations
- Use of renewable / recycled raw materials
- Substitution of rare materials



Collection / Reuse

- Take back programs
- Customer information on recycling



Use

- Leasing / production as a service
- Upgrade / repair services
- No toxic exposures (i.e. low VOCs, formaldehyde)
- Customer information on sustainability features

Growing need for green buildings

More transparency along the products' whole life cycle



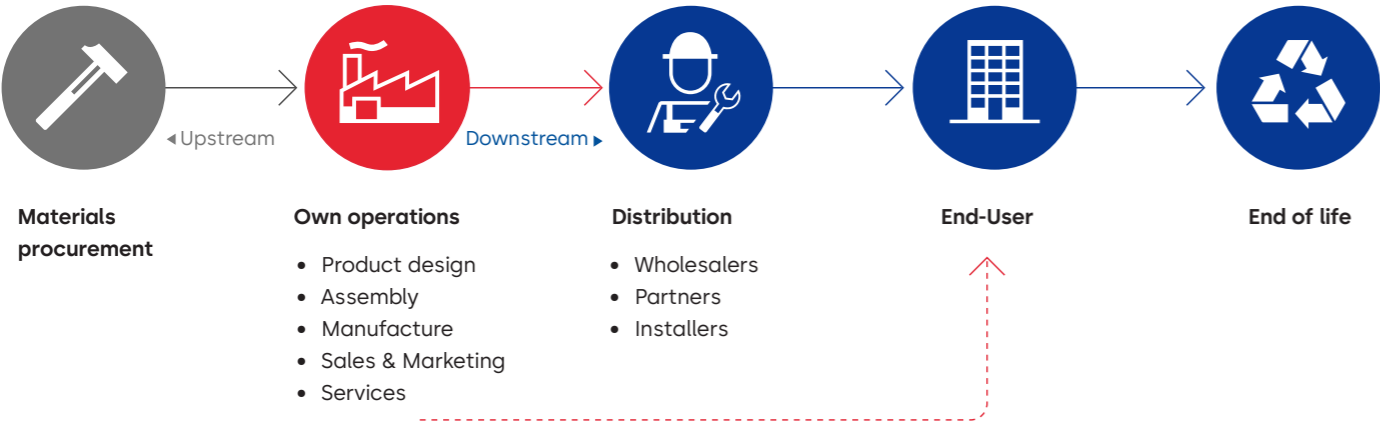
Scan the QR code or click here for more information about our sustainability product declaration.

Life cycle assessment (**LCA**) is a standardized methodology for assessing environmental impacts associated with all stages of the product's life cycle, from materials extraction to the end of life of the product. Using this information, we are able to develop Environmental Product Declarations (**EPDs**), that help our customers gain credits for green building certification programs.

Green building certification systems - including **LEED** (Leadership in Energy and Environmental Design), **BREEAM** (Building Research Establishment Environmental Methodology) and **DGNB** (Deutsche

Gesellschaft für Nachhaltiges Bauen, German Sustainable Building Council) - help customers ensure that a building is designed and constructed in a sustainable way incorporating products with EPDs.

Our EPDs are based on international standards and verified by a third-party ensuring that the information used is transparent, reliable and credible. We currently offer over 200 sustainability related product declarations and certifications.



Why your building's Life Cycle Assessment matters



Reducing environmental impact

According to the United Nations Environment Programme, buildings and construction contribute to almost 40% of global carbon emissions. It is with this in mind that architects, contractors, and manufacturers are increasingly committing themselves to **sustainable design** and practicing **sustainable business**. LCA provides the stakeholders with invaluable information on a building's environmental blindspots, which can help them to address potential issues like carbon emissions, waste or energy flows.



Saving costs

Enabling the property developers to gain a bird's eye perspective over all aspects of their projects, **LCA can dramatically cut costs** in both the short and long term. One important detail of a building as such is its energy use. Unless optimized systematically, energy use can eat up a bulk of resources during both the construction process and beyond. Utilizing a combination of product data, LCA can also help the developers to compare different products and materials with the same outcomes to pick the most cost effective option.



Speaking one language

Trying to sift through the mountains of product and building data can be overwhelming for architects and developers, leading to misunderstandings and errors. In complex projects with much to oversee, LCA provides a **standardized process** to assist all the team members to speak one language about the building's environmental impact - regardless of the number of components built into it. With this methodology, it's possible to streamline communication between colleagues and to boost understanding on how the building fits into the **urban ecosystem**.



Making future-oriented decisions

LCA provides a scientific system for stakeholders to make the best decisions about their buildings and tackle many challenges that arise during, before and after construction. The demand for LCA is on the rise due to the accelerating environmental concern. In the construction industry, its already been standardized by use of **EPDs**. Several **green building certification** schemes give building planners credits for providing EPDs for their selected construction products.



Environmental impact factsheets

8600 and 8900 Series door closers

Key Figures

Lifetime per unit: 20 years
Weight per unit: 3 kg
Production location: Reamstown, USA

Production standards

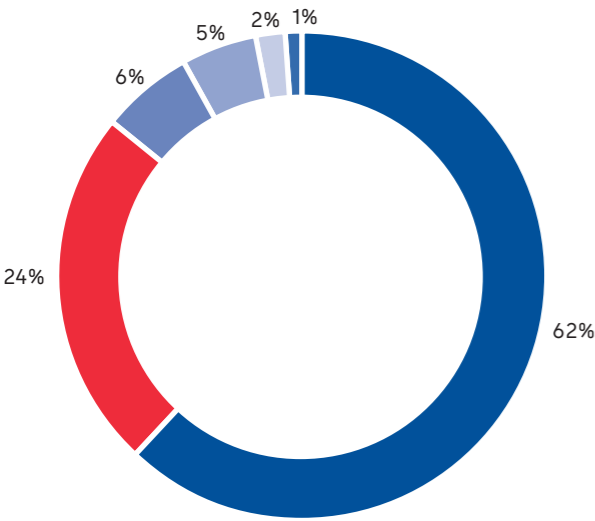
Quality	Environmental	Occupational Health & Safety	Energy	Produced with green electricity
ISO 9001 certified	ISO 14001 certified			✓

Product declarations

Environmental Product Declaration	Health Product Declaration	Building Product Declaration	SuPIM Data Sheet
✓	✓		

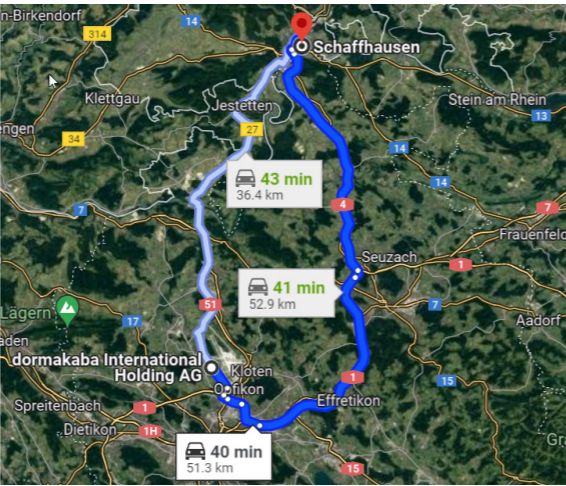
Material used (%)

Steel Aluminium Oil Plastic
Coating Other



The GWP¹ across the life cycle is 16 kg CO₂e

This is similar to the CO₂ produced from a road trip with a diesel mid-range car from Rümlang to Schaffhausen



¹ Carbon dioxide equivalent (CO₂e) is the universal unit of measurement to indicate the global warming potential (GWP) of each of the six greenhouse gases, expressed in terms of the GWP of one unit of carbon dioxide. It is used to evaluate releasing (or avoiding releasing) different greenhouse gases against a common basis.



Scan the QR code or click here for more information about sustainability



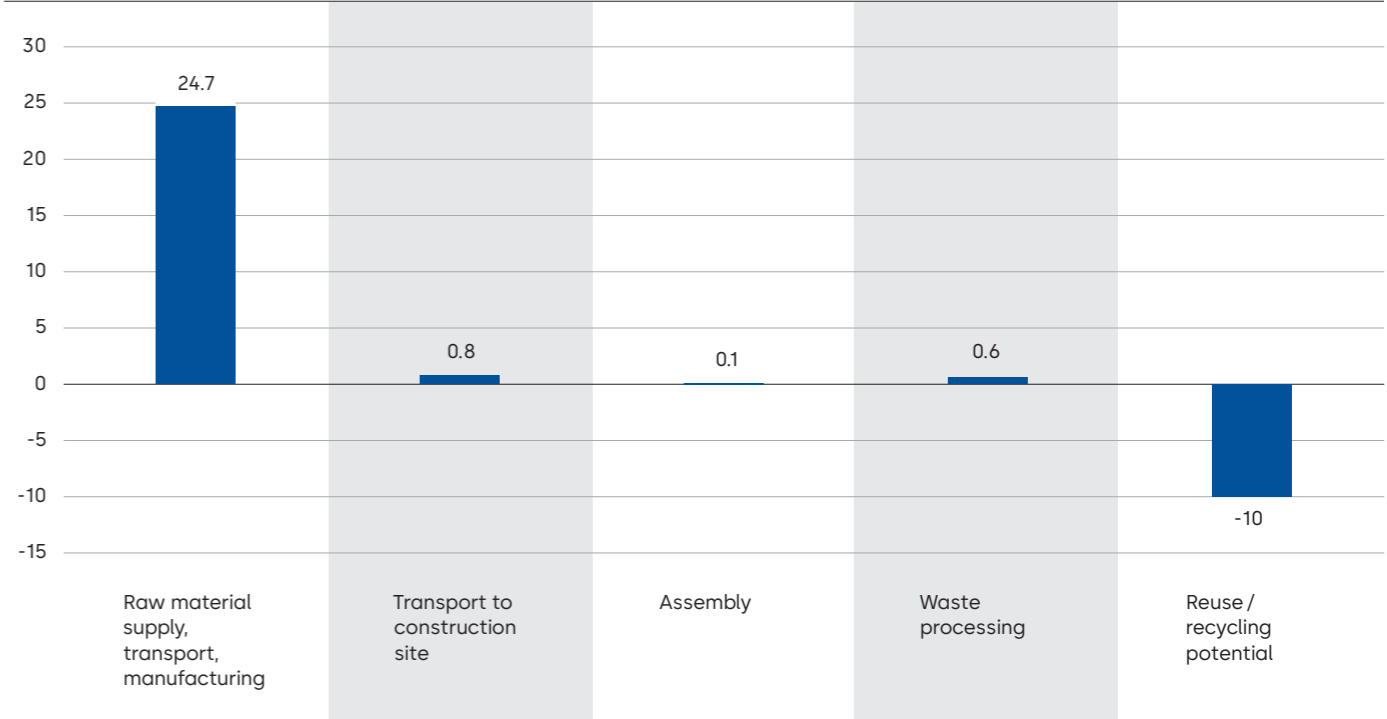
Scan the QR code or click here for more information about our sustainability product declaration.



Description

The 8600 and 8900 Series door closers are nonhanded surface applied door closers with adjustable spring power (size 1-6) and backcheck that controls opening motion during abusive or abrupt opening. Supported by a full complement of optional arms, plates, and brackets, the door closers provide the flexibility needed to meet the demands of commercial and institutional applications, including Americans with Disabilities Act (ADA) barrier-free accessibility requirements.

Total Global Warming Potential per life cycle stage (kg CO₂e)



TS 98 G-N XEA

Slide channel door closer

Key Figures

Lifetime per unit: 20 years
Weight per unit: 5.9 kg
Production location: Ennepetal, Germany

Production standards

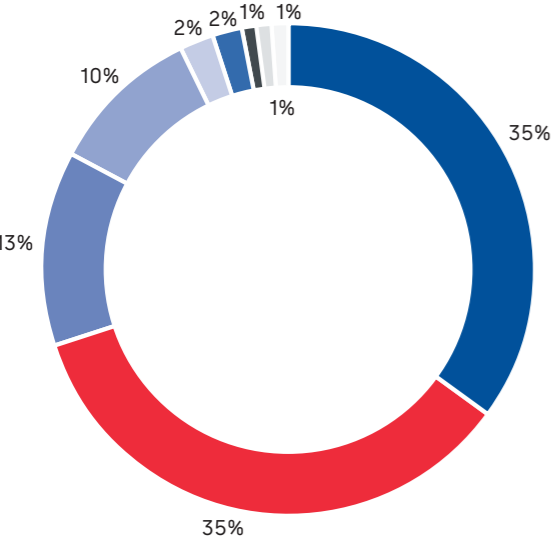
Quality	Environmental	Occupational Health & Safety	Energy	Produced with green electricity
ISO 9001 certified	ISO 14001 certified	ISO 45001 certified	ISO 50001 certified	✓

Product declarations

Environmental Product Declaration	Health Product Declaration	Building Product Declaration	SuPIM Data Sheet
✓	✓	✓	✓

Material used (%)

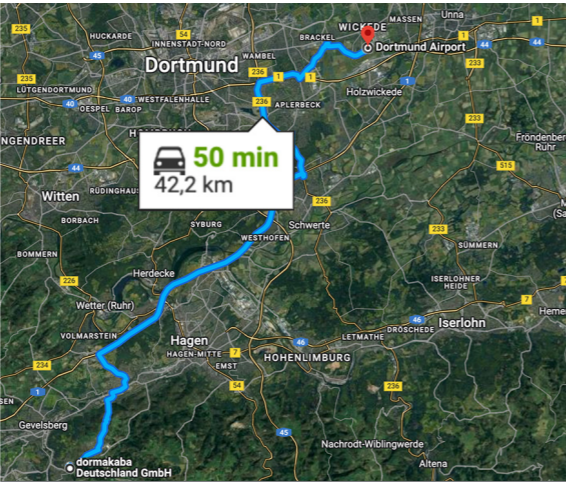
Iron Steel Aluminium Paper Zinc
Oil Brass Plastic Paint



¹ Carbon dioxide equivalent (CO₂e) is the universal unit of measurement to indicate the global warming potential (GWP) of each of the six greenhouse gases, expressed in terms of the GWP of one unit of carbon dioxide. It is used to evaluate releasing (or avoiding releasing) different greenhouse gases against a common basis.

The GWP¹ across the life cycle is 10 kg CO₂e

This is similar to the CO₂ produced from a road trip with a diesel mid-range car from Ennepetal to Dortmund airport



Scan the QR code or click here for more information about sustainability



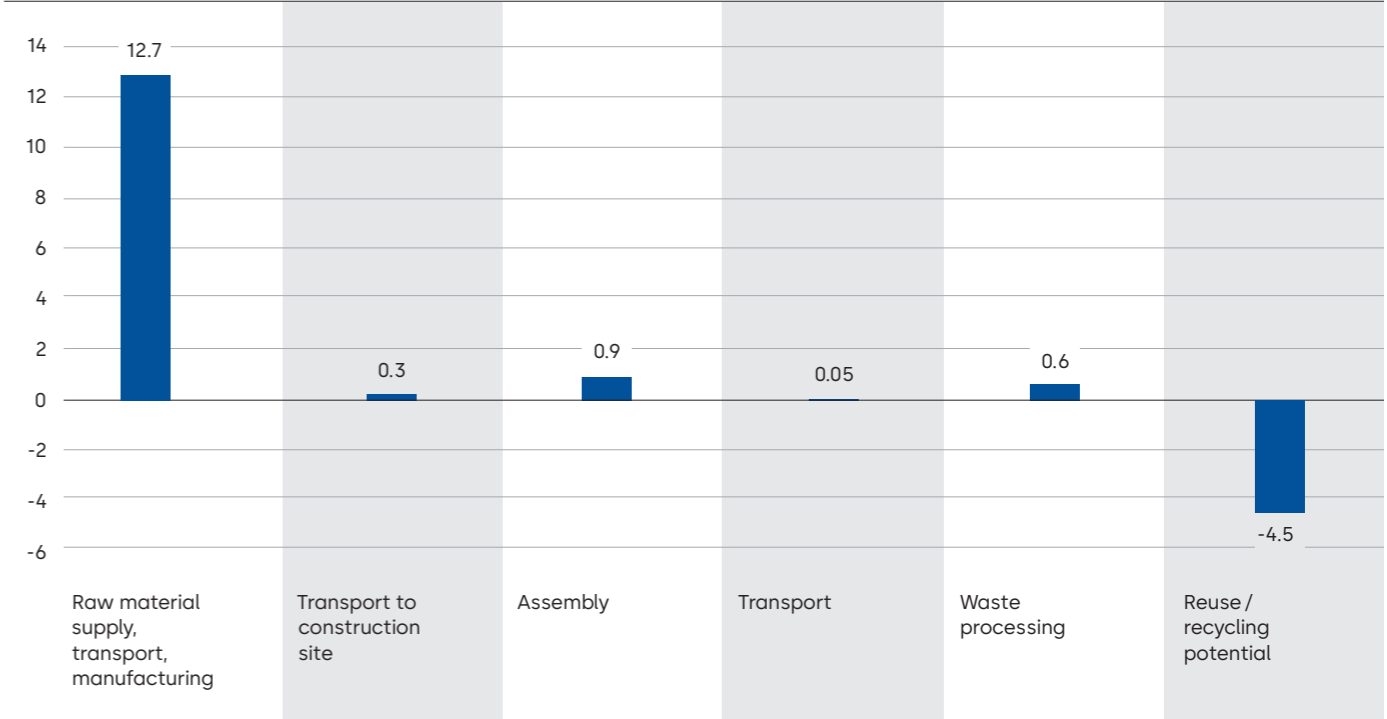
Scan the QR code or click here for more information about our sustainability product declaration.



Description

The centerpiece of the TS 98 XEA slide channel door closer system is the heart-shaped cam. Together with the innovative, hydraulic functions, the TS 98 XEA system's unique Cam Action Technology makes it very comfortable to pass through the door. The door closer system in XEA design can be used for all installation types. As a result, the number of product variants and complexity in installation is reduced while simultaneously increasing flexibility at the construction site.

Total Global Warming Potential per life cycle stage (kg CO₂e)



TS 93 G-N

Slide channel door closer

Key Figures

Lifetime per unit: 20 years
Weight per unit: 4.7 kg
Production location: Singapore

Production standards

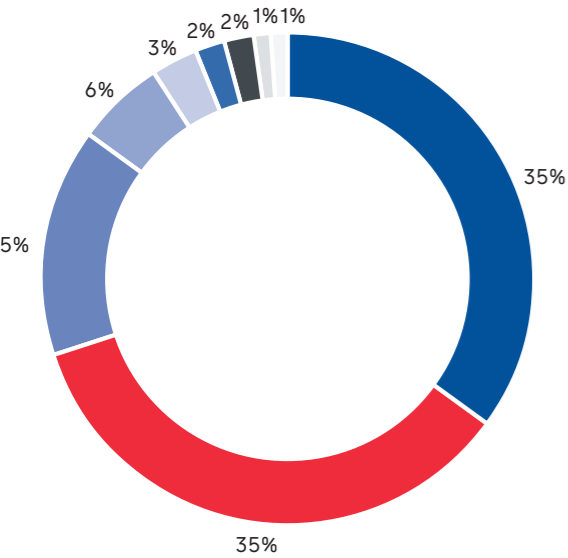
Quality	Environmental	Occupational Health & Safety	Energy	Produced with green electricity
ISO 9001 certified	ISO 14001 certified	ISO 45001 certified	ISO 50001 certified	

Product declarations

Environmental Product Declaration	Health Product Declaration	Building Product Declaration	SuPIM Data Sheet
✓	✓	✓	✓

Material used (%)

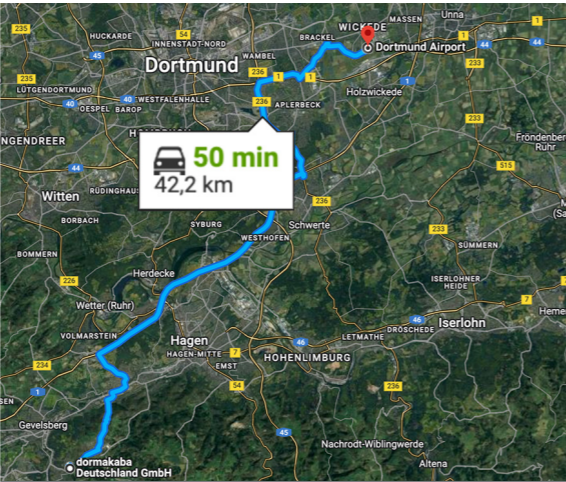
Iron Steel Aluminium Paper Zinc
Wood Other Plastic Paint



¹ Carbon dioxide equivalent (CO₂e) is the universal unit of measurement to indicate the global warming potential (GWP) of each of the six greenhouse gases, expressed in terms of the GWP of one unit of carbon dioxide. It is used to evaluate releasing (or avoiding releasing) different greenhouse gases against a common basis.

The GWP¹ across the life cycle is 10 kg CO₂e

This is similar to the CO₂ produced from a road trip with a diesel mid-range car from Ennepetal to Dortmund airport



Scan the QR code or click here for more information about sustainability



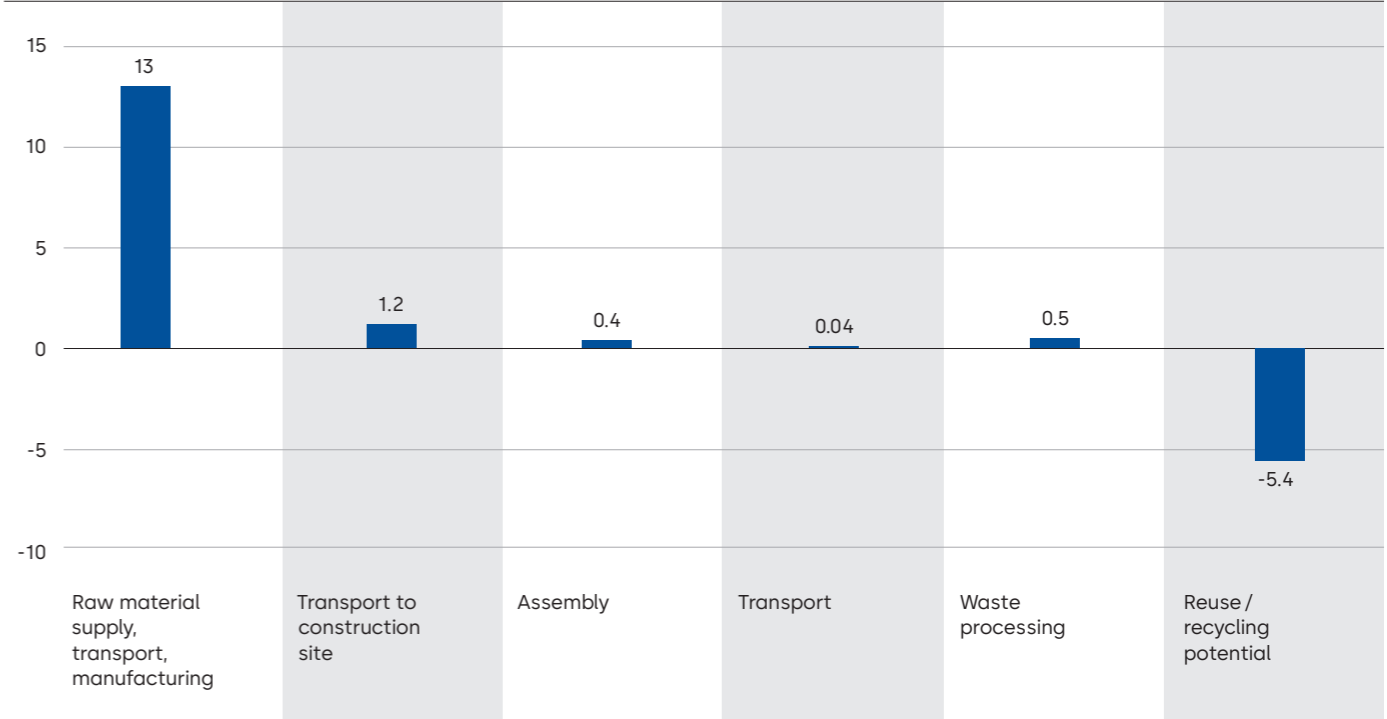
Scan the QR code or click here for more information about our sustainability product declaration.



Description

The TS 93 series comprises a modular system that meets practically every conceivable functional requirement by easily combining the available door closer models and various slide rails. It enables doors to be optimally equipped for a wide range of applications and in a wide variety of designs. The backcheck feature ensures the safe deceleration and restraint of a door which has been flung open or caught by a gust of wind.

Total Global Warming Potential per life cycle stage (kg CO₂e)



TS 98 XEA and TS 93 Slide channel system

Key Figures

Lifetime per unit: 20 years
Weight per unit: 4.9 kg
Electricity use per year: 30 kWh
Production location: Ennepetal, Germany

Production standards

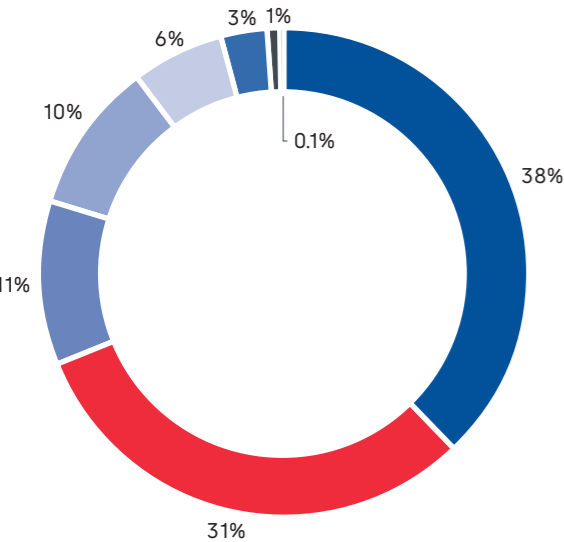
Quality	Environmental	Occupational Health & Safety	Energy	Produced with green electricity
ISO 9001 certified	ISO 14001 certified	ISO 45001 certified	ISO 50001 certified	✓

Product declarations

Environmental Product Declaration	Health Product Declaration	Building Product Declaration	SuPIM Data Sheet
✓			

Material used (%)

■ Aluminium ■ Steel ■ Paper / Cardboard ■ Zinc ■ Plastic
■ Electronics ■ Other ■ Oil



The GWP¹ across the life cycle is 260 kg CO₂e

This is similar to the CO₂ produced from a roundtrip flight from London to Amsterdam (700 km)



¹ Carbon dioxide equivalent (CO₂e) is the universal unit of measurement to indicate the global warming potential (GWP) of each of the six greenhouse gases, expressed in terms of the GWP of one unit of carbon dioxide. It is used to evaluate releasing (or avoiding releasing) different greenhouse gases against a common basis.



Scan the QR code or click here for more information about sustainability



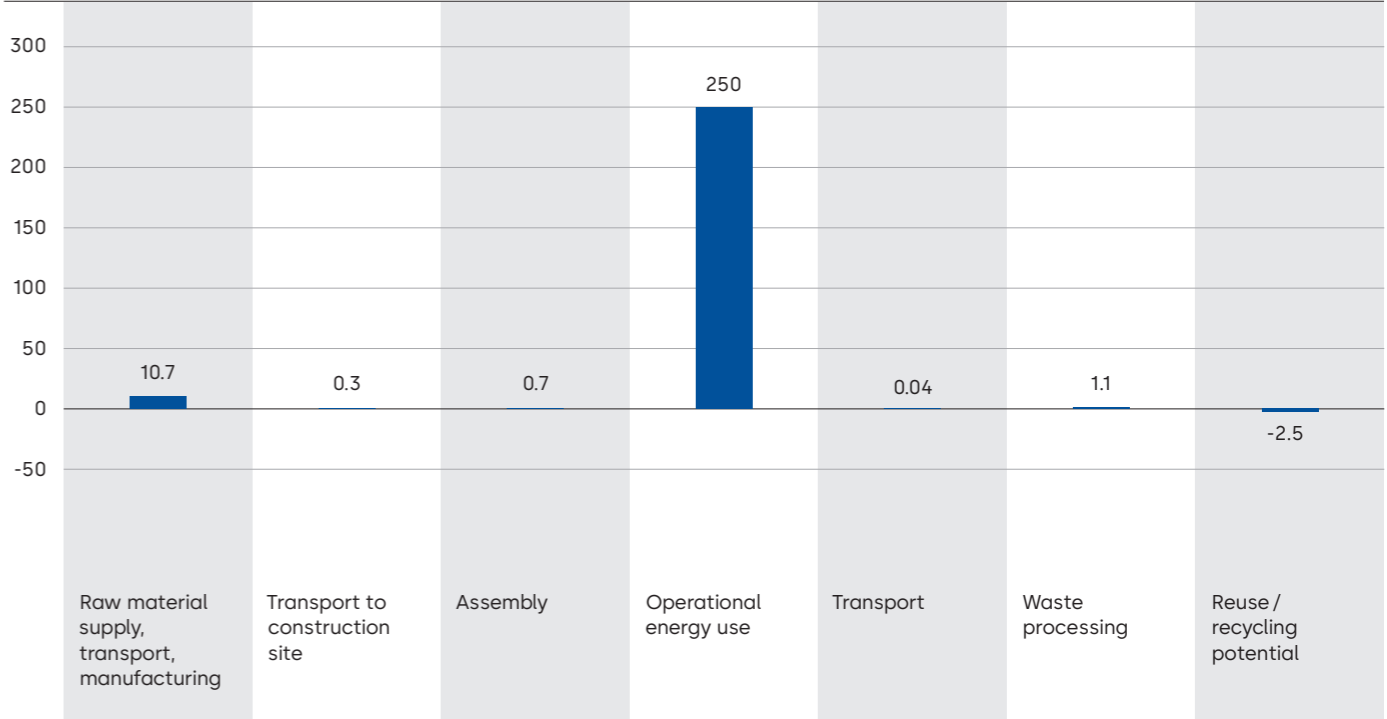
Scan the QR code or click here for more information about our sustainability product declaration.



Description

The GSREMR XEA ensures that the 2-leaf doors close in the correct order, it also allows for fire and smoke control doors to be equipped in such a manner that they can be precisely held open and fully monitored and controlled independently of other systems. In case of alarm or power outage, the holdopen unit is disabled and the door is closed by the door closer.

Total Global Warming Potential per life cycle stage (kg CO₂e)



TS 90 Impulse Cam action door closer

Key Figures

Lifetime per unit: 20 years
Weight per unit: 2.5 kg
Production location: Singapore

Production standards

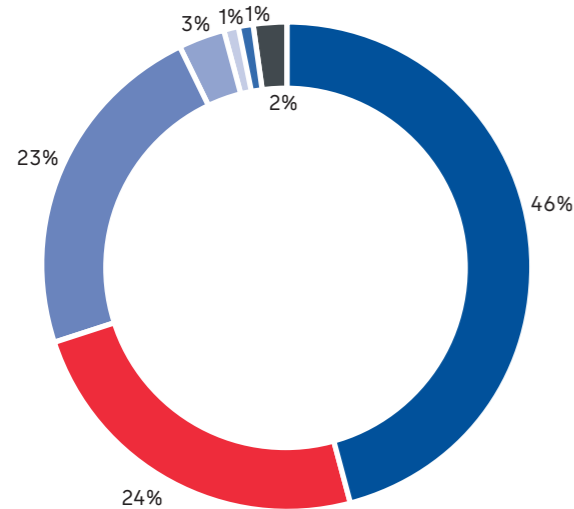
Quality	Environmental	Occupational Health & Safety	Energy	Produced with green electricity
ISO 9001 certified	ISO 14001 certified	ISO 45001 certified	ISO 50001 certified	

Product declarations

Environmental Product Declaration	Health Product Declaration	Building Product Declaration	SuPIM Data Sheet
✓	✓		

Material used (%)

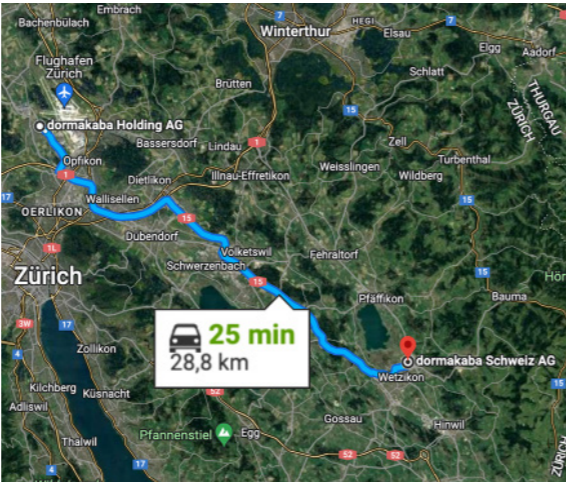
Steel Paper Aluminium Oil Plastic Coating Other



¹ Carbon dioxide equivalent (CO₂e) is the universal unit of measurement to indicate the global warming potential (GWP) of each of the six greenhouse gases, expressed in terms of the GWP of one unit of carbon dioxide. It is used to evaluate releasing (or avoiding releasing) different greenhouse gases against a common basis.

The GWP¹ across the life cycle is 5 kg CO₂e

This is similar to the CO₂ produced from a road trip with a diesel mid-range car from Rümlang to Wetzikon



Scan the QR code or click here for more information about sustainability



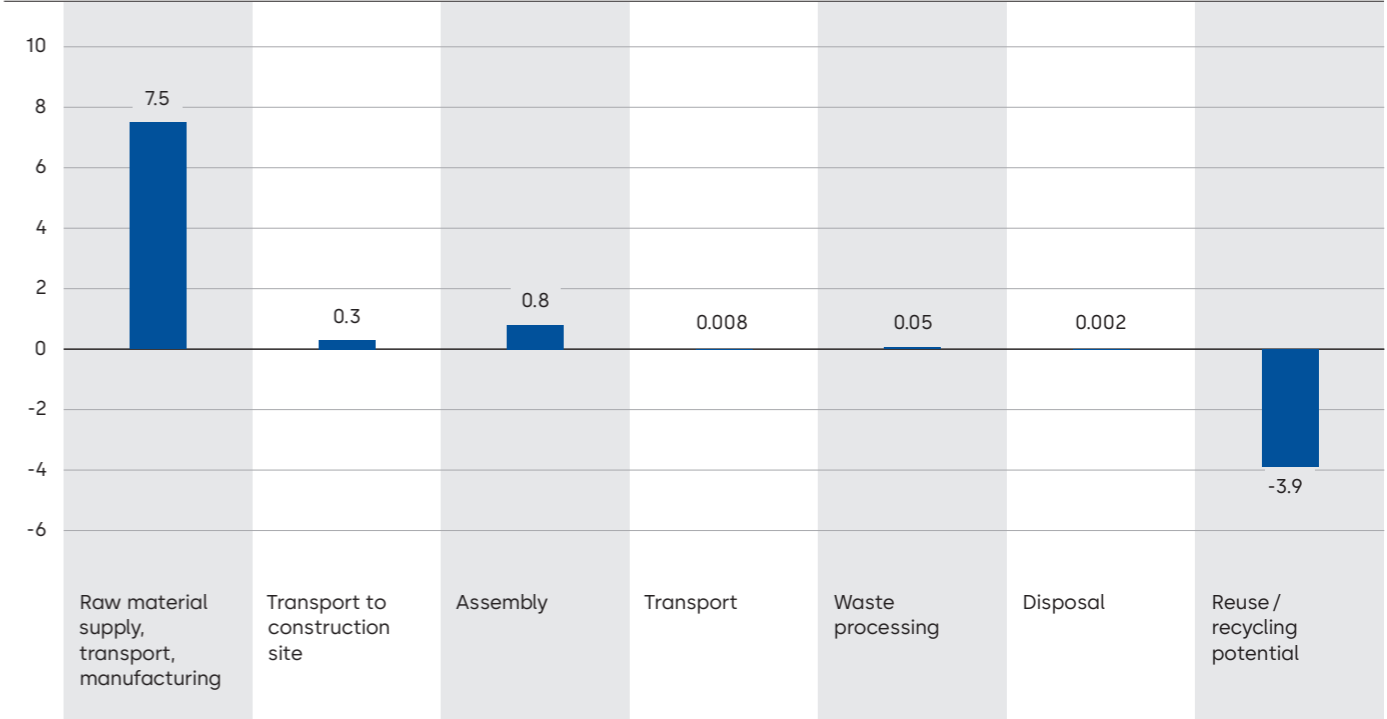
Scan the QR code or click here for more information about our sustainability product declaration.



Description

TS 90 Impulse combines technical superiority with outstanding value, and unites advanced design with convenient functionality - all on the basis of its heartshaped cam. Two regulating valves for precise adjustment of closing speed and available accessories makes the TS 90 a versatile and cost-efficient choice for interior doors. The TS 90 is non-handed and offers easy and universal installation in all four mounting positions without mounting plate.

Total Global Warming Potential per life cycle stage (kg CO₂e)



TS 91

Cam action door closer

Key Figures

Lifetime per unit: 20 years
Weight per unit: 2.7 kg
Production location: Singapore

Production standards

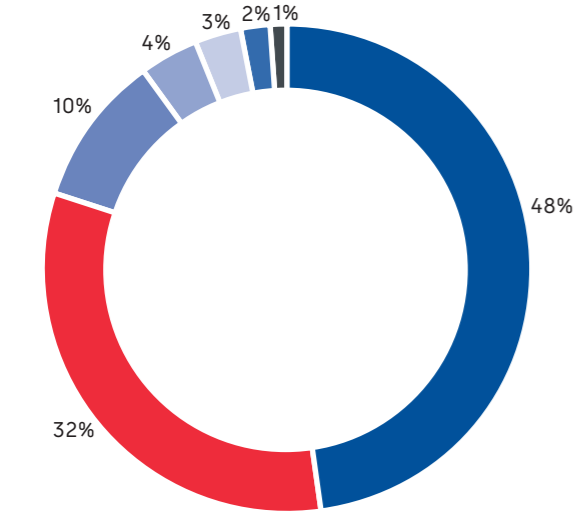
Quality	Environmental	Occupational Health & Safety	Energy	Produced with green electricity
ISO 9001 certified	ISO 14001 certified	ISO 45001 certified	ISO 50001 certified	

Product declarations

Environmental Product Declaration	Health Product Declaration	Building Product Declaration	SuPIM Data Sheet
✓	✓		

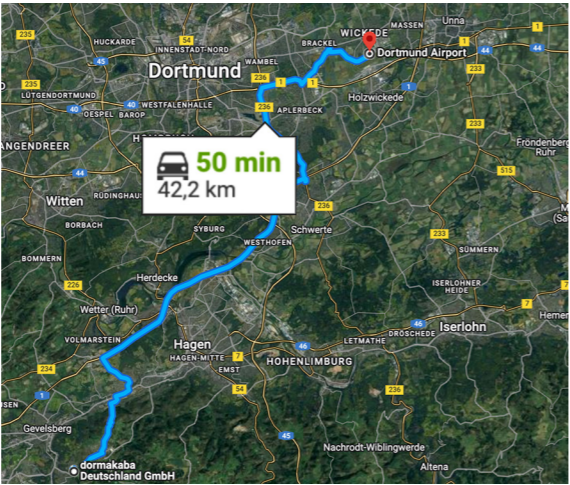
Material used (%)

Steel Aluminium Paper Zinc
Oil Plastic Other



The GWP¹ across the life cycle is 13 kg CO₂e

This is similar to the CO₂ produced from a road trip with a diesel mid-range car from Ennepetal to Dortmund airport



¹ Carbon dioxide equivalent (CO₂e) is the universal unit of measurement to indicate the global warming potential (GWP) of each of the six greenhouse gases, expressed in terms of the GWP of one unit of carbon dioxide. It is used to evaluate releasing (or avoiding releasing) different greenhouse gases against a common basis.



Scan the QR code or click here for more information about sustainability



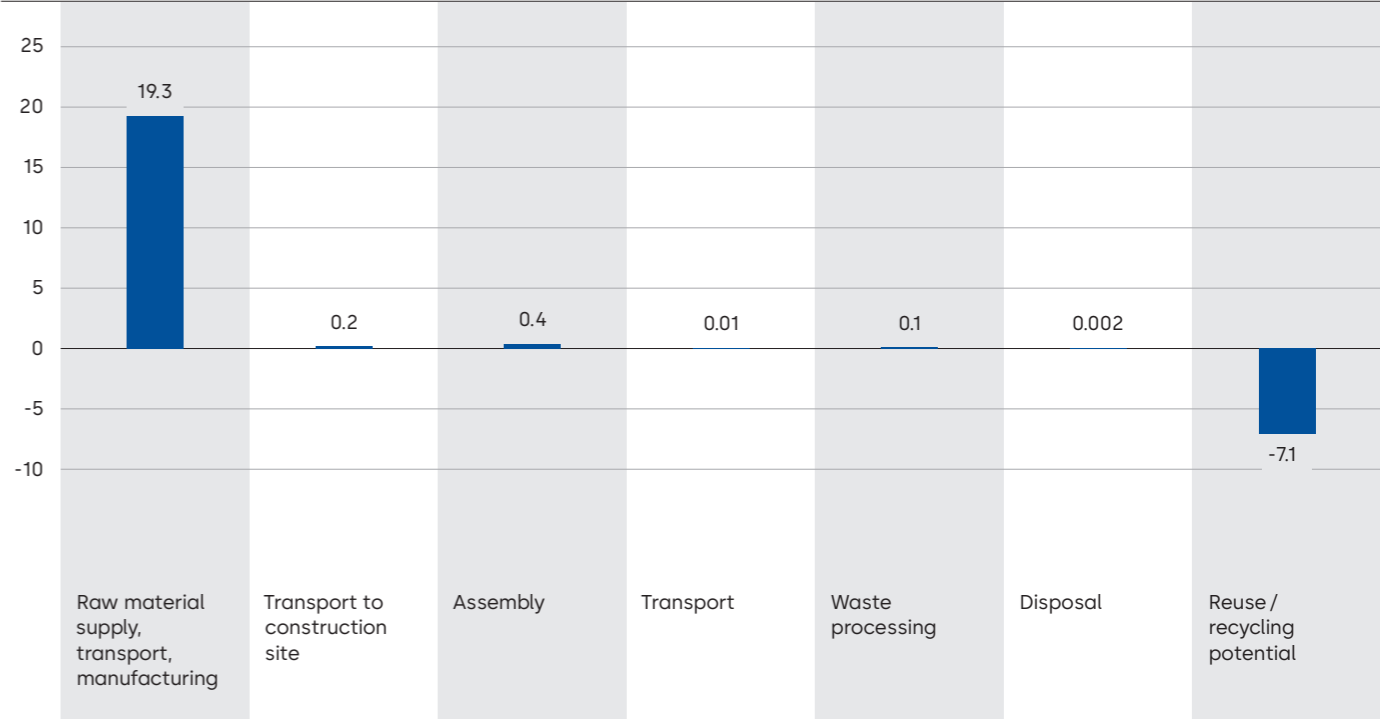
Scan the QR code or click here for more information about our sustainability product declaration.



Description

Designed especially for interior applications, the TS 91 N22 door closer in Contur design offers excellent ease of use due to its linear drive mechanism with heart shaped cam. For the use and application of the product the respective national provisions at the place of use apply. It can be used for fire and standard interior doors.

Total Global Warming Potential per life cycle stage (kg CO₂e)



TS 92 XEA

Slide channel door closer

Key Figures

Lifetime per unit: 20 years
Weight per unit: 3.3 kg
Production location: Singapore

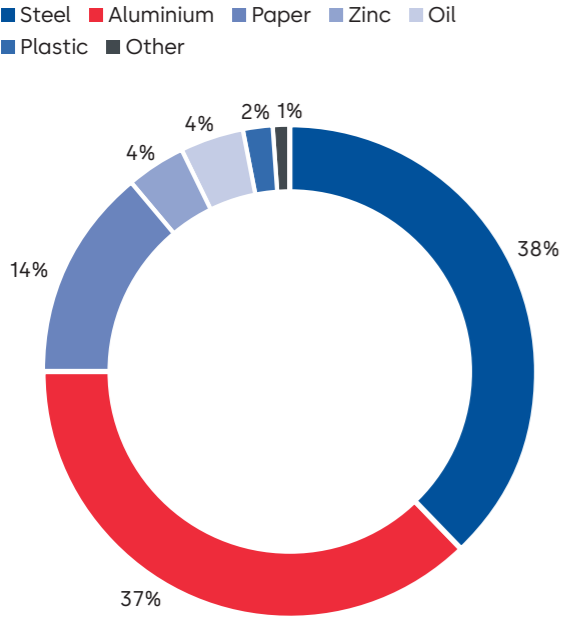
Production standards

Quality	Environmental	Occupational Health & Safety	Energy	Produced with green electricity
ISO 9001 certified	ISO 14001 certified	ISO 45001 certified	ISO 50001 certified	

Product declarations

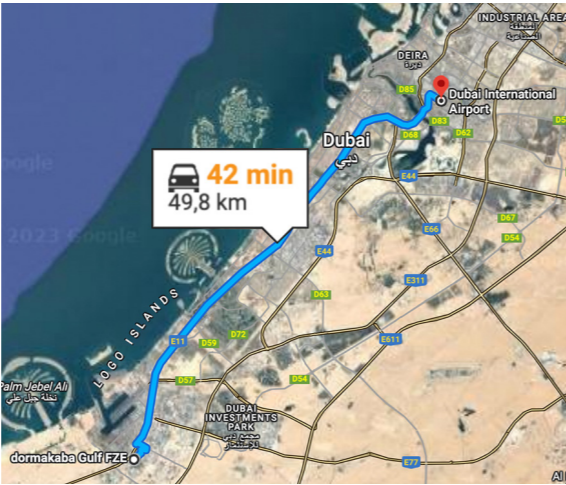
Environmental Product Declaration	Health Product Declaration	Building Product Declaration	SuPIM Data Sheet
✓	✓		

Material used (%)



The GWP¹ across the life cycle is 18 kg CO₂e

This is similar to the CO₂ produced from a road trip with a diesel mid-range car from Dubai Al Qusais Industrial Area to Dubai airport



¹ Carbon dioxide equivalent (CO₂e) is the universal unit of measurement to indicate the global warming potential (GWP) of each of the six greenhouse gases, expressed in terms of the GWP of one unit of carbon dioxide. It is used to evaluate releasing (or avoiding releasing) different greenhouse gases against a common basis.



Scan the QR code or click here for more information about sustainability



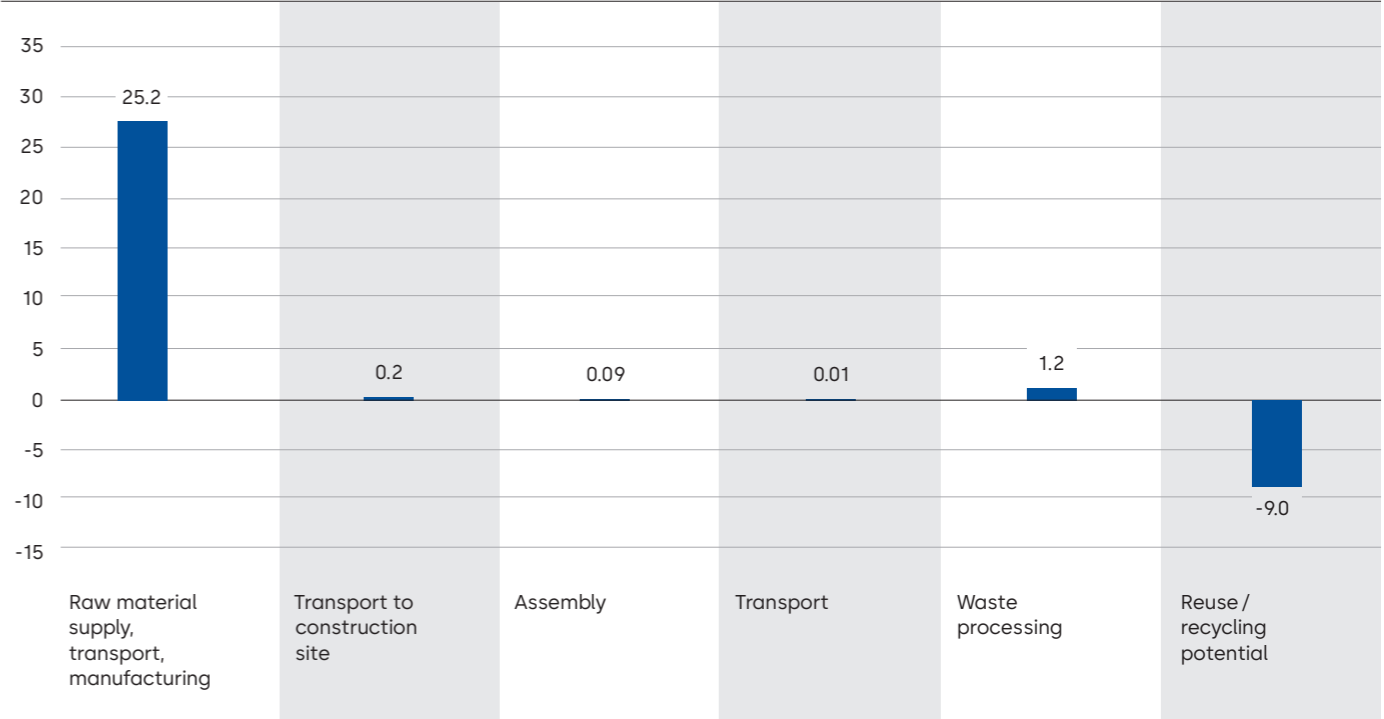
Scan the QR code or click here for more information about our sustainability product declaration.



Description

The universal slide channel door closer for standard doors features EASY OPEN technology for easy door opening. The TS 92 XEA slide channel door closer is an attractive and competitively priced complement to the TS 98 XEA range. The XEA design ensures an uniform appearance in the complete building.

Total Global Warming Potential per life cycle stage (kg CO₂e)



TS 68 and TS 69 Scissor Arm Door Closer

Key Figures

Lifetime per unit: 20 years
Weight per unit: 2 kg
Production location: Suzhou, China

Production standards

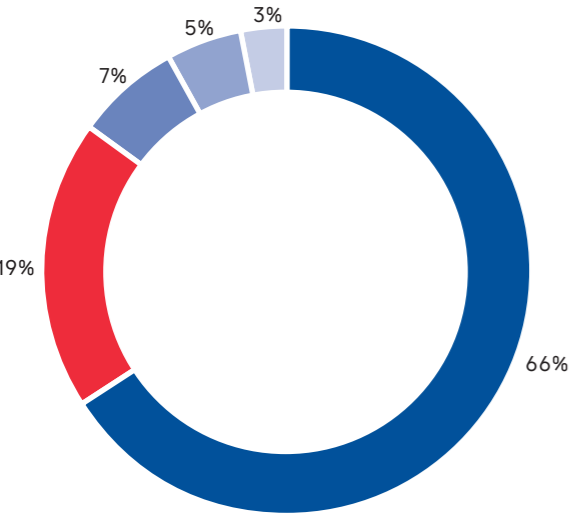
Quality	Environmental	Occupational Health & Safety	Energy	Produced with green electricity
ISO 9001 certified				

Product declarations

Environmental Product Declaration	Health Product Declaration	Building Product Declaration	SuPIM Data Sheet
✓	✓		

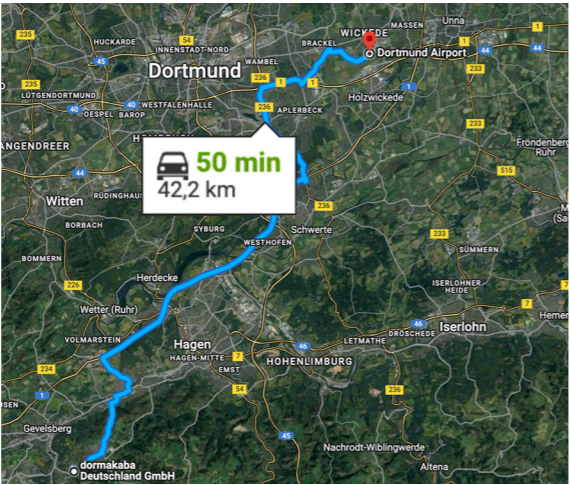
Material used (%)

Steel Aluminium Paper Plastic Oil



The GWP¹ across the life cycle is 13 kg CO₂e

This is similar to the CO₂ produced from a road trip with a diesel mid-range car from Ennepetal to Dortmund airport



¹ Carbon dioxide equivalent (CO₂e) is the universal unit of measurement to indicate the global warming potential (GWP) of each of the six greenhouse gases, expressed in terms of the GWP of one unit of carbon dioxide. It is used to evaluate releasing (or avoiding releasing) different greenhouse gases against a common basis.



Scan the QR code or click here for more information about sustainability



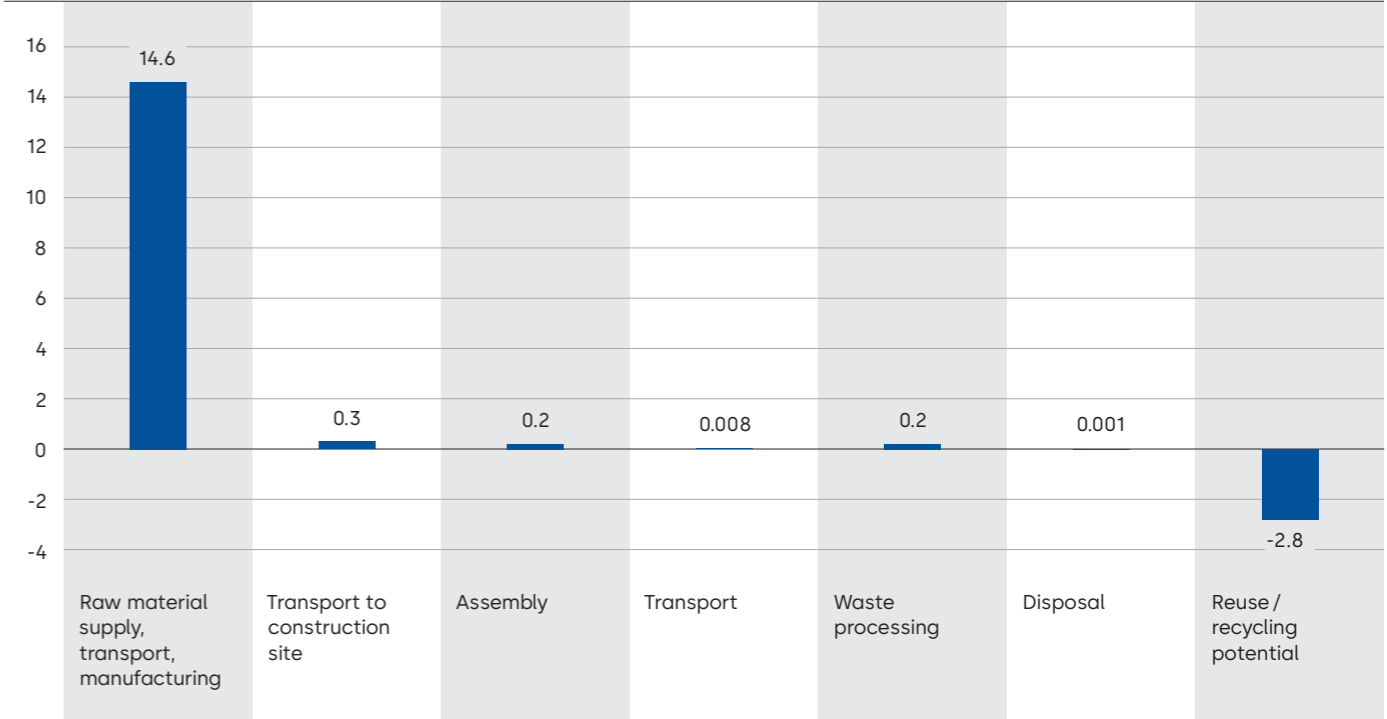
Scan the QR code or click here for more information about our sustainability product declaration.



Description

The TS 68 and TS 69 are low-cost door closers which can be universally used on all common door types. The door closers are particularly quick and easy to install. For the use and application of the product the respective national provisions at the place of use apply. The door closers are used for any standard door and almost all mounting position.

Total Global Warming Potential per life cycle stage (kg CO₂e)



TS 71and TS 72

Rack and pinion door closer

Key Figures

Lifetime per unit: 20 years
Weight per unit: 1.7 kg
Production location: Suzhou, China

Production standards

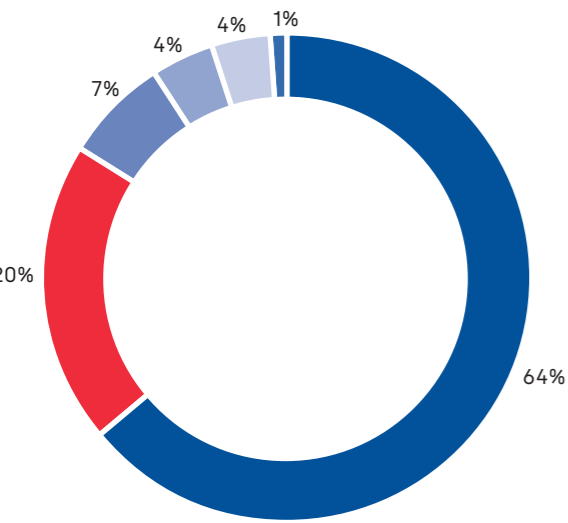
Quality	Environmental	Occupational Health & Safety	Energy	Produced with green electricity
ISO 9001 certified				

Product declarations

Environmental Product Declaration	Health Product Declaration	Building Product Declaration	SuPIM Data Sheet
✓	✓		

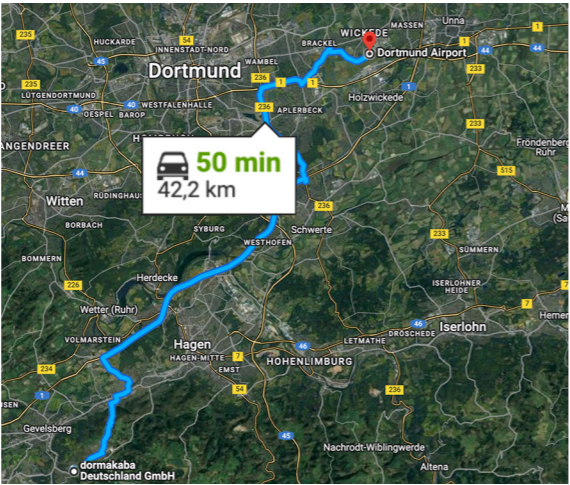
Material used (%)

Steel Aluminium Paper Plastic
Oil Zinc



The GWP¹ across the life cycle is 11 kg CO₂e

This is similar to the CO₂ produced from a road trip with a diesel mid-range car from Ennepetal to Dortmund airport



¹ Carbon dioxide equivalent (CO₂e) is the universal unit of measurement to indicate the global warming potential (GWP) of each of the six greenhouse gases, expressed in terms of the GWP of one unit of carbon dioxide. It is used to evaluate releasing (or avoiding releasing) different greenhouse gases against a common basis.



Scan the QR code or click here for more information about sustainability



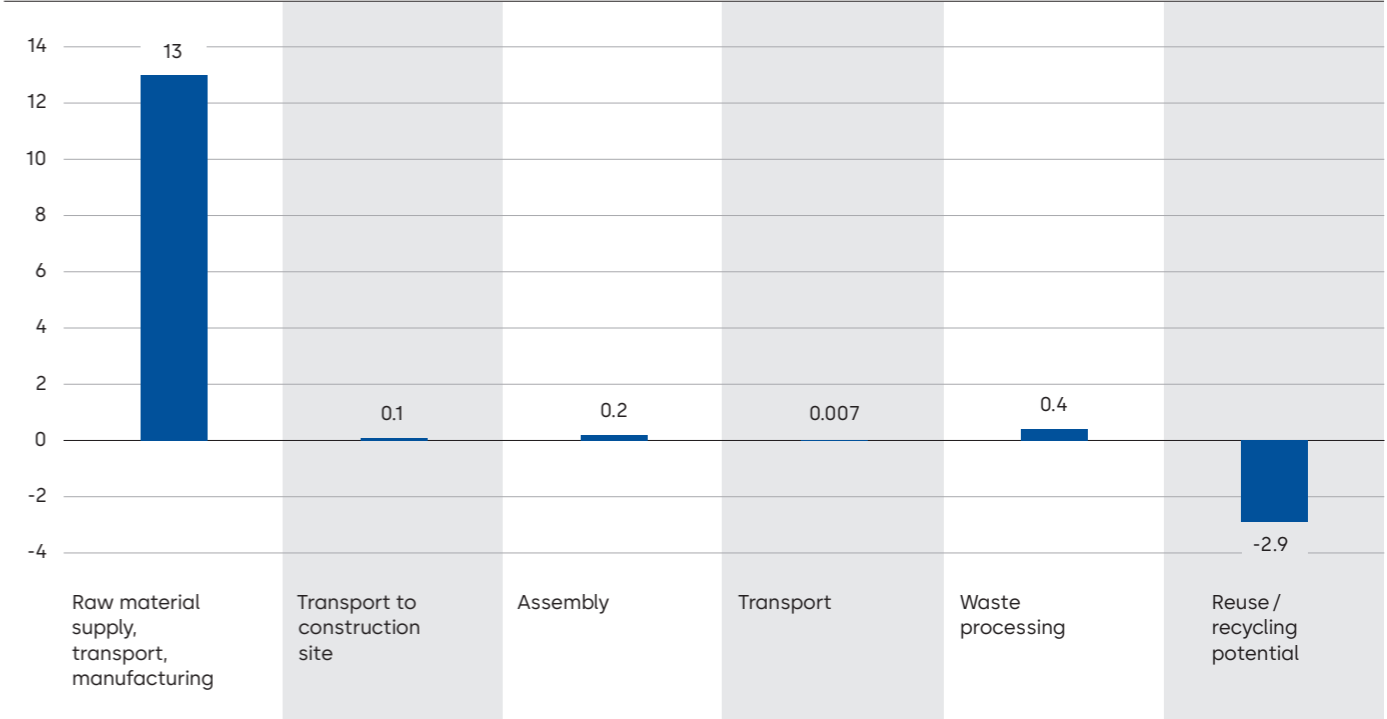
Scan the QR code or click here for more information about our sustainability product declaration.



Description

The TS 71/TS 72 are the ideal multi-purpose door closers for all standard door designs and constructions. Without a backplate, it is particularly easy and quick to fix. The spring strength can be individually adapted to the door size by means of an adjusting valve. The door closers can be used for all standard doors (single- and double-leaf doors).

Total Global Warming Potential per life cycle stage (kg CO₂e)



TS 73 V

Rack and pinion door closer

Key Figures

Lifetime per unit: 20 years
Weight per unit: 2 kg
Production location: Singapore

Production standards

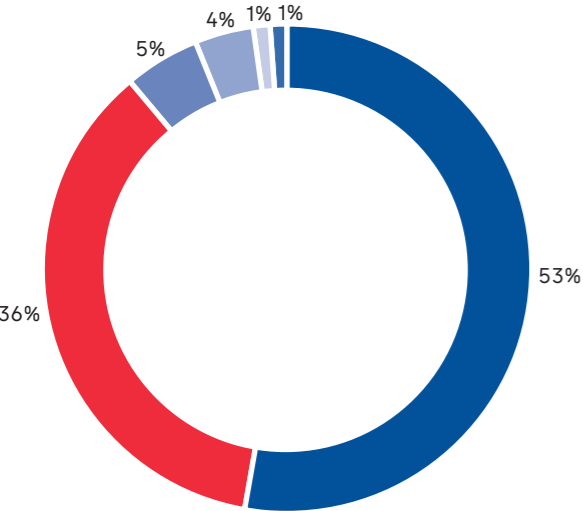
Quality	Environmental	Occupational Health & Safety	Energy	Produced with green electricity
ISO 9001 certified	ISO 14001 certified	ISO 45001 certified	ISO 50001 certified	

Product declarations

Environmental Product Declaration	Health Product Declaration	Building Product Declaration	SuPIM Data Sheet
✓	✓	✓	

Material used (%)

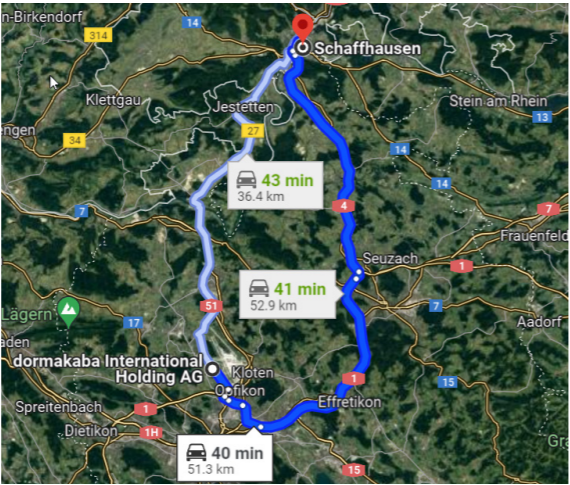
Steel Aluminium Paper Oil
Plastic Other



¹ Carbon dioxide equivalent (CO₂e) is the universal unit of measurement to indicate the global warming potential (GWP) of each of the six greenhouse gases, expressed in terms of the GWP of one unit of carbon dioxide. It is used to evaluate releasing (or avoiding releasing) different greenhouse gases against a common basis.

The GWP¹ across the life cycle is 16 kg CO₂e

This is similar to the CO₂ produced from a road trip with a diesel mid-range car from Rümlang to Schaffhausen



Scan the QR code or click here for more information about sustainability



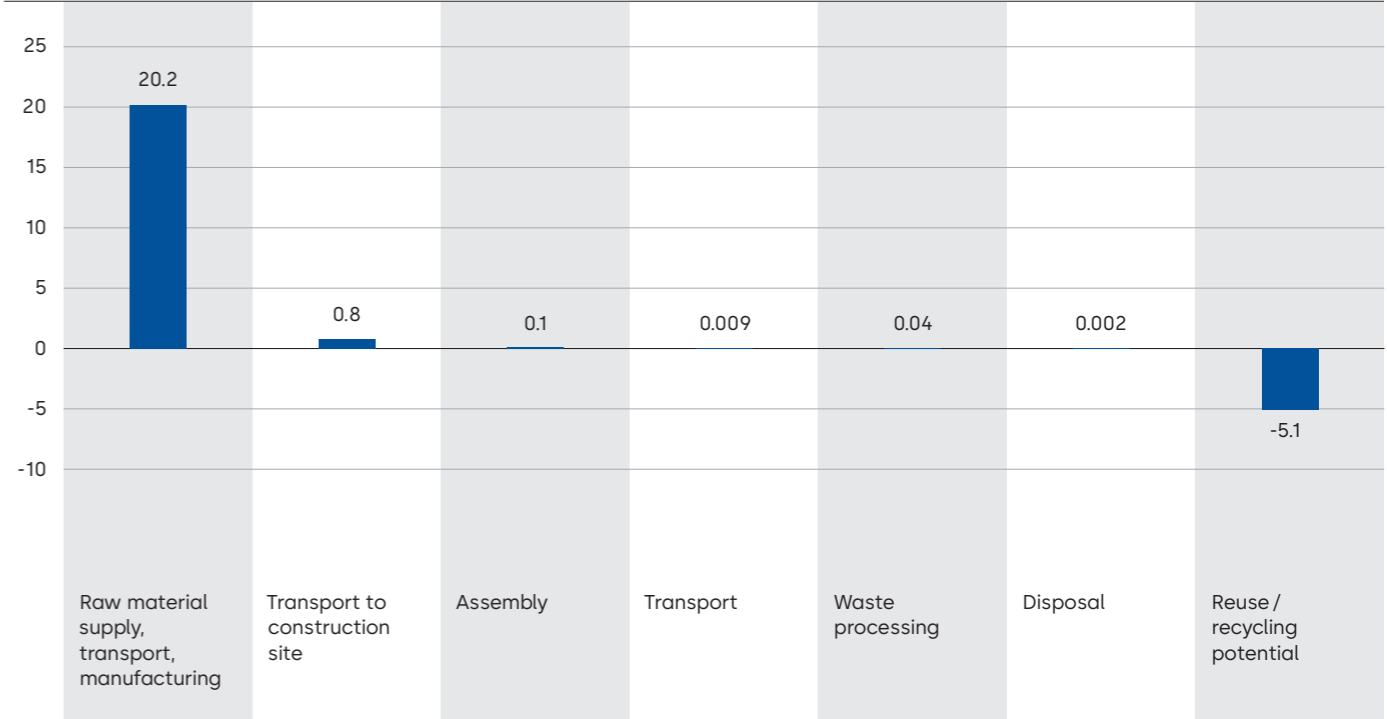
Scan the QR code or click here for more information about our sustainability product declaration.



Description

Specially designed for internal doors, including fire doors, the TS 73 V is a universal solution for doors of differing designs and styles. The flat and compact format of the TS 73 V means that there are practically no problems with installation; and tried and trusted quality is your assurance of reliability. The door closers are used for any standard door and almost all mounting positions.

Total Global Warming Potential per life cycle stage (kg CO₂e)



TS 83

Rack and pinion door closer

Key Figures

Lifetime per unit: 20 years
Weight per unit: 2.6 kg
Production location: Singapore

Production standards

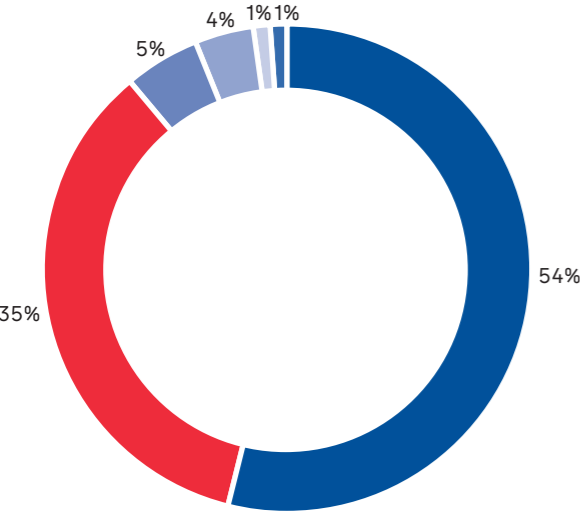
Quality	Environmental	Occupational Health & Safety	Energy	Produced with green electricity
ISO 9001 certified	ISO 14001 certified	ISO 45001 certified	ISO 50001 certified	

Product declarations

Environmental Product Declaration	Health Product Declaration	Building Product Declaration	SuPIM Data Sheet
✓	✓	✓	

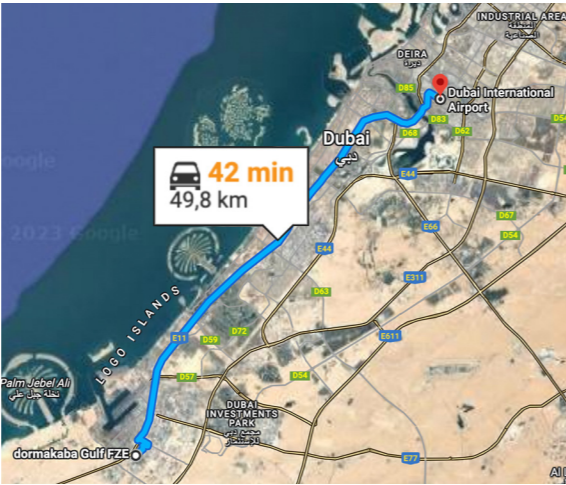
Material used (%)

Steel Aluminium Oil Paper Plastic Other



The GWP¹ across the life cycle is 19 kg CO₂e

This is similar to the CO₂ produced from a road trip with a diesel mid-range car from Dubai Al Qusais Industrial Area to Dubai airport



¹ Carbon dioxide equivalent (CO₂e) is the universal unit of measurement to indicate the global warming potential (GWP) of each of the six greenhouse gases, expressed in terms of the GWP of one unit of carbon dioxide. It is used to evaluate releasing (or avoiding releasing) different greenhouse gases against a common basis.



Scan the QR code or click here for more information about sustainability



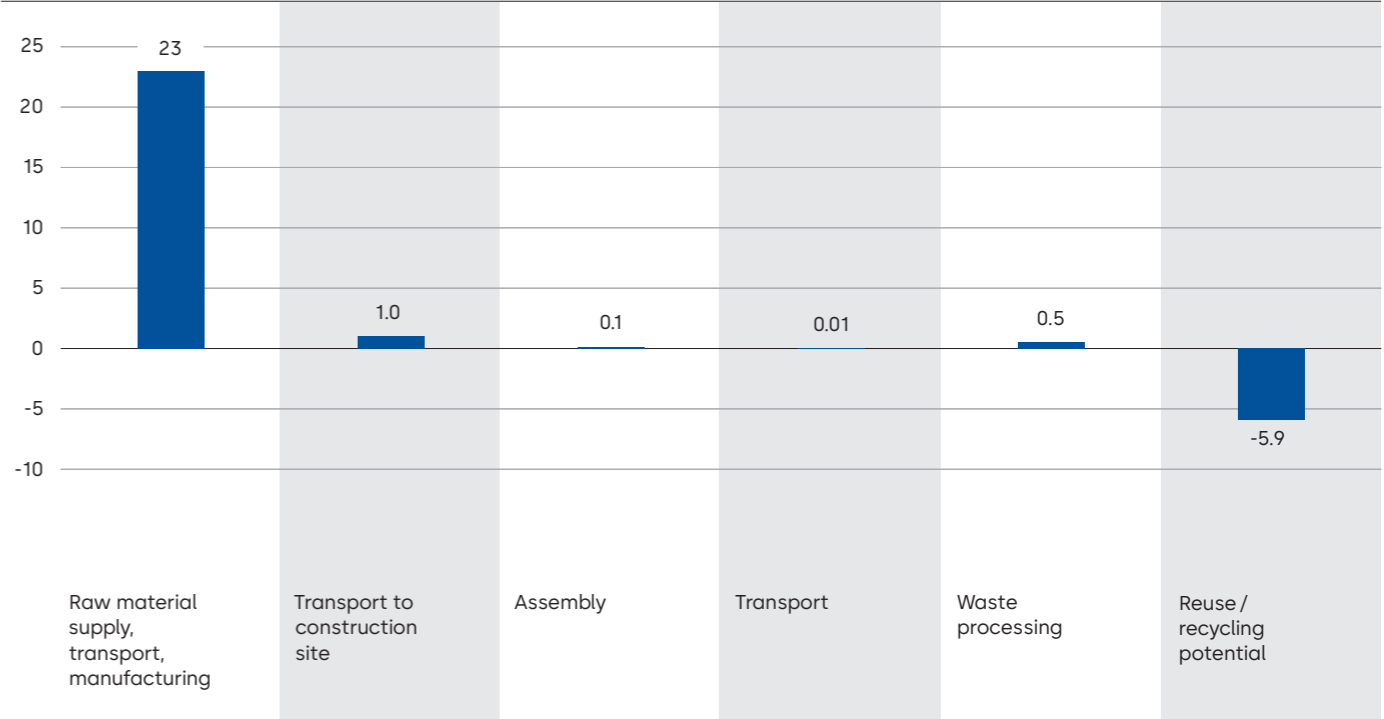
Scan the QR code or click here for more information about our sustainability product declaration.



Description

The TS 83 can be adjusted to suit almost all types of door. The door closer can even be supplied with additional anti-corrosion protection for exposed applications or aggressive conditions. The door closer for can be used for almost every door size and application.

Total Global Warming Potential per life cycle stage (kg CO₂e)



TS Match and TS Match X Rack and pinion door closer

Key Figures

Lifetime per unit: 20 years
Weight per unit: 2.3 kg
Production location: Singapore

Production standards

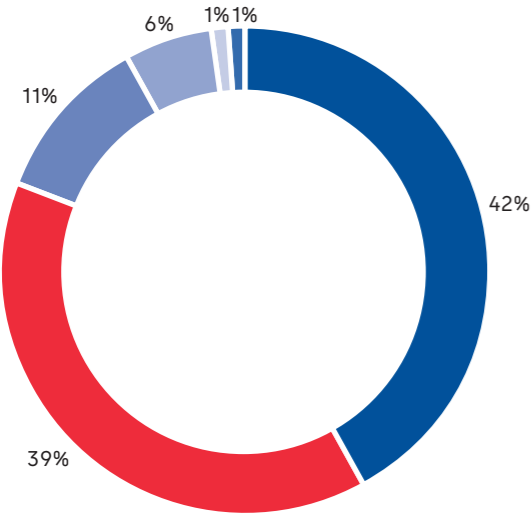
Quality	Environmental	Occupational Health & Safety	Energy	Produced with green electricity
ISO 9001 certified	ISO 14001 certified	ISO 45001 certified	ISO 50001 certified	

Product declarations

Environmental Product Declaration	Health Product Declaration	Building Product Declaration	SuPIM Data Sheet
✓	✓ (TS Match)		

Material used (%)

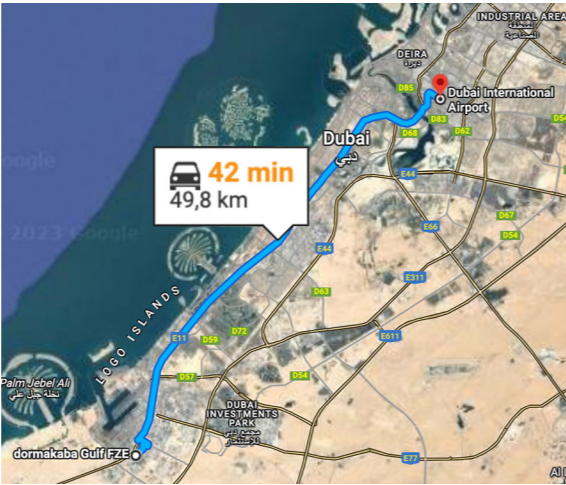
Aluminium Steel Paper Oil
Plastic Zinc



¹ Carbon dioxide equivalent (CO₂e) is the universal unit of measurement to indicate the global warming potential (GWP) of each of the six greenhouse gases, expressed in terms of the GWP of one unit of carbon dioxide. It is used to evaluate releasing (or avoiding releasing) different greenhouse gases against a common basis.

The GWP¹ across the life cycle is 19 kg CO₂e

This is similar to the CO₂ produced from a road trip with a diesel mid-range car from Dubai Al Qusais Industrial Area to Dubai airport



Scan the QR code or click here for more information about sustainability



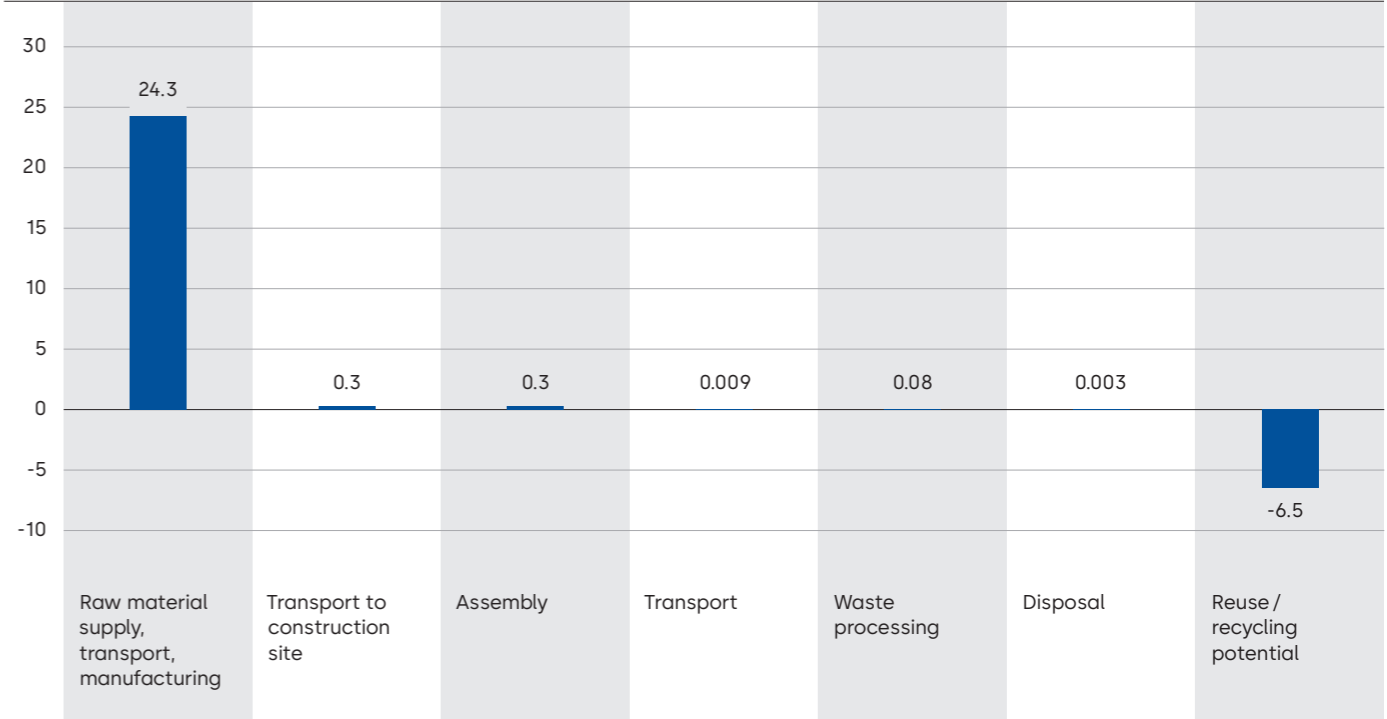
Scan the QR code or click here for more information about our sustainability product declaration.



Description

The TS Match and TS Match X supplements the comprehensive slide channel door closer range from dormakaba. The closing speed is infinitely adjustable and with the concealed mounting plate which is optionally available, the TS Match is the perfect door closers for the initial equipment of the door. The door closer series is designed for commercial and institutional applications and is suitable for internal and external doors. It can be used in a variety of applications, including as door closer for fire and anti-flame doors.

Total Global Warming Potential per life cycle stage (kg CO₂e)



ITS 96 Integrated door closer

Key Figures

Lifetime per unit: 20 years
Weight per unit: 2.7 kg
Production location: Ennepetal, Germany

Production standards

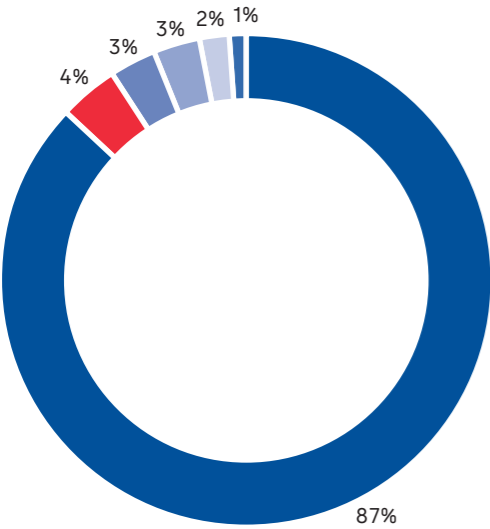
Quality	Environmental	Occupational Health & Safety	Energy	Produced with green electricity
ISO 9001 certified	ISO 14001 certified	ISO 45001 certified	ISO 50001 certified	✓

Product declarations

Environmental Product Declaration	Health Product Declaration	Building Product Declaration	SuPIM Data Sheet
✓	✓	✓	✓

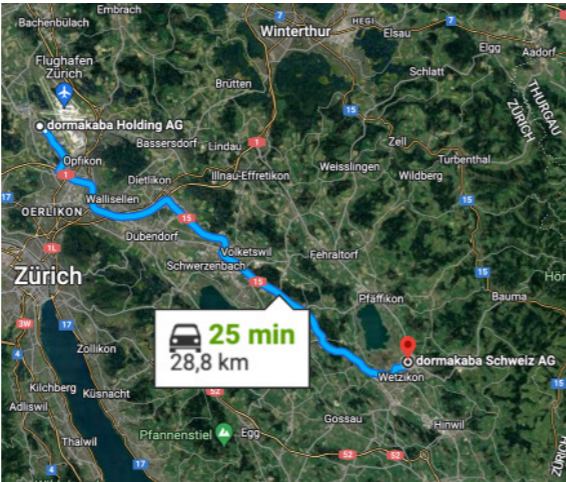
Material used (%)

Steel Oil Paint Paper Zinc Plastic



The GWP¹ across the life cycle is 4 kg CO₂e

This is similar to the CO₂ produced from a road trip with a diesel mid-range car from Rümliang to Wetzikon




¹ Carbon dioxide equivalent (CO₂e) is the universal unit of measurement to indicate the global warming potential (GWP) of each of the six greenhouse gases, expressed in terms of the GWP of one unit of carbon dioxide. It is used to evaluate releasing (or avoiding releasing) different greenhouse gases against a common basis.



Scan the QR code or click here for more information about sustainability



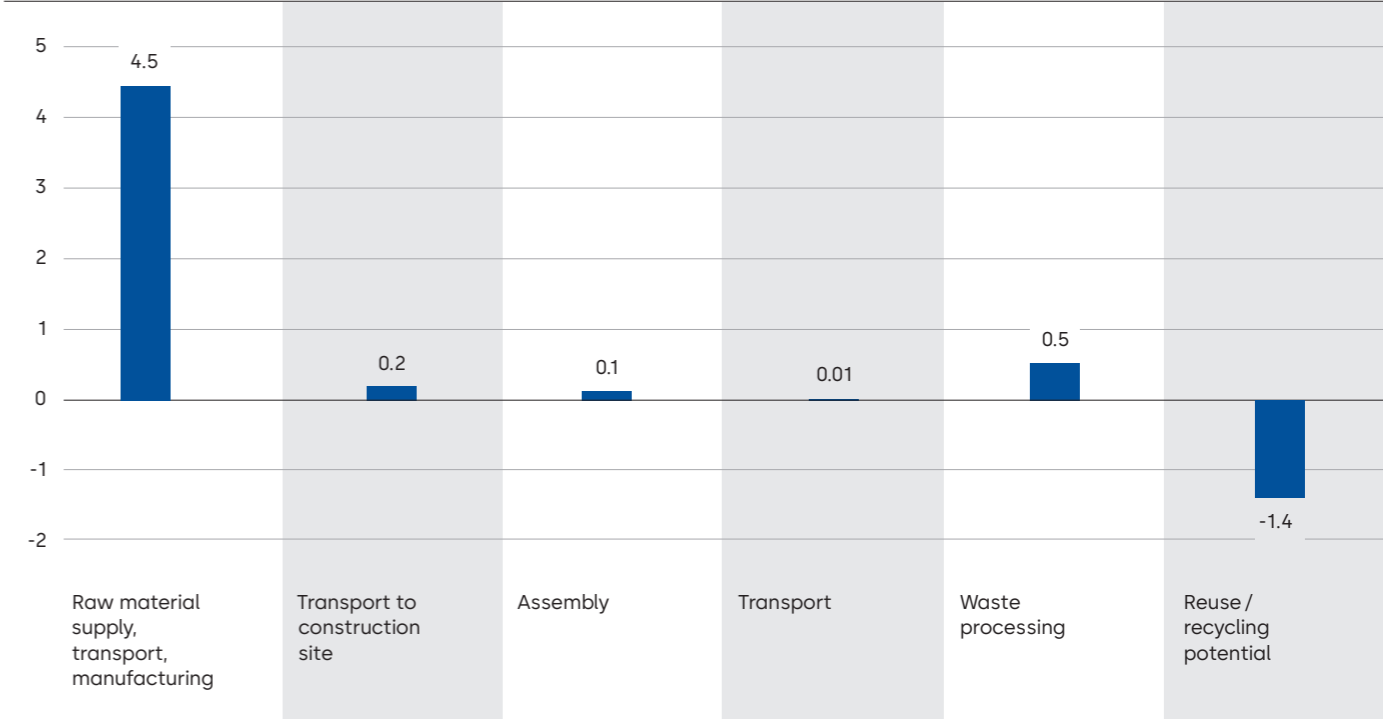
Scan the QR code or click here for more information about our sustainability product declaration.



Description

The integrated ITS 96 slide channel door closer system is a modular and multifunctional system comprising only with a few door closer models and various slide channels which complies with many functional requirements. The dormakaba ITS 96 door closer is designed for concealed installation in the door leaf and frame. Suitable for almost every type of door, it offers a wide variety of functions and flexibility combined with a high level of quality. Because of its compact design, the ITS 96 system can be concealed for virtual invisibility within the door and frame, integrating inconspicuously with the overall architectural ambience.

Total Global Warming Potential per life cycle stage (kg CO₂e)



ITS 915 and ITS 900 Integrated door closer

Key Figures

Lifetime per unit: 20 years
Weight per unit: 2 kg
Production location: Singapore

Production standards

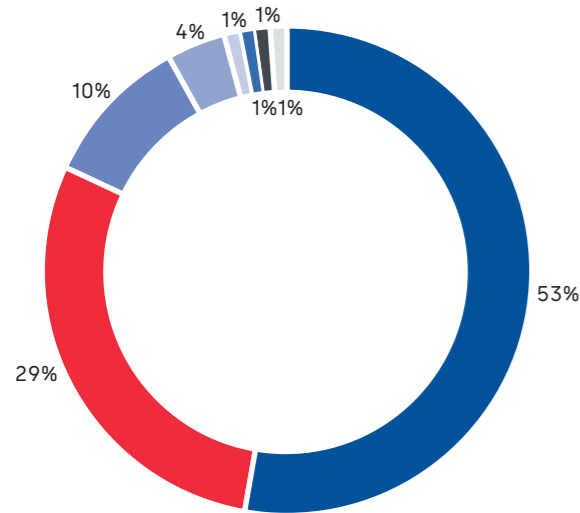
Quality	Environmental	Occupational Health & Safety	Energy	Produced with green electricity
ISO 9001 certified	ISO 14001 certified	ISO 45001 certified	ISO 50001 certified	

Product declarations

Environmental Product Declaration	Health Product Declaration	Building Product Declaration	SuPIM Data Sheet
✓	✓		

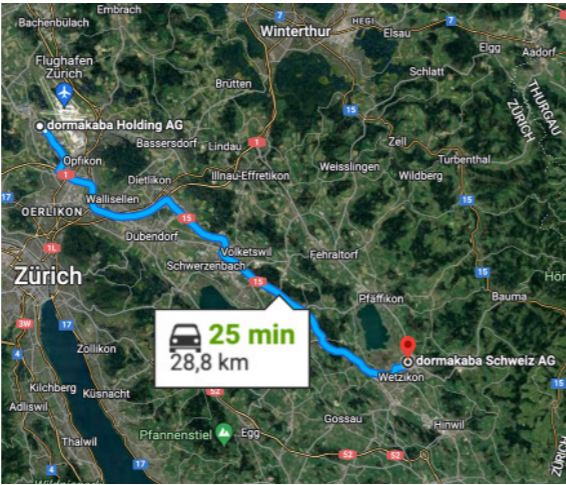
Material used (%)

Steel Aluminium Paper Oil
Plastic Zinc Paint Other



The GWP¹ across the life cycle is 7 kg CO₂e

This is similar to the CO₂ produced from a road trip with a diesel mid-range car from Rümlang to Wetzikon



¹ Carbon dioxide equivalent (CO₂e) is the universal unit of measurement to indicate the global warming potential (GWP) of each of the six greenhouse gases, expressed in terms of the GWP of one unit of carbon dioxide. It is used to evaluate releasing (or avoiding releasing) different greenhouse gases against a common basis.



Scan the QR code or click here for more information about sustainability



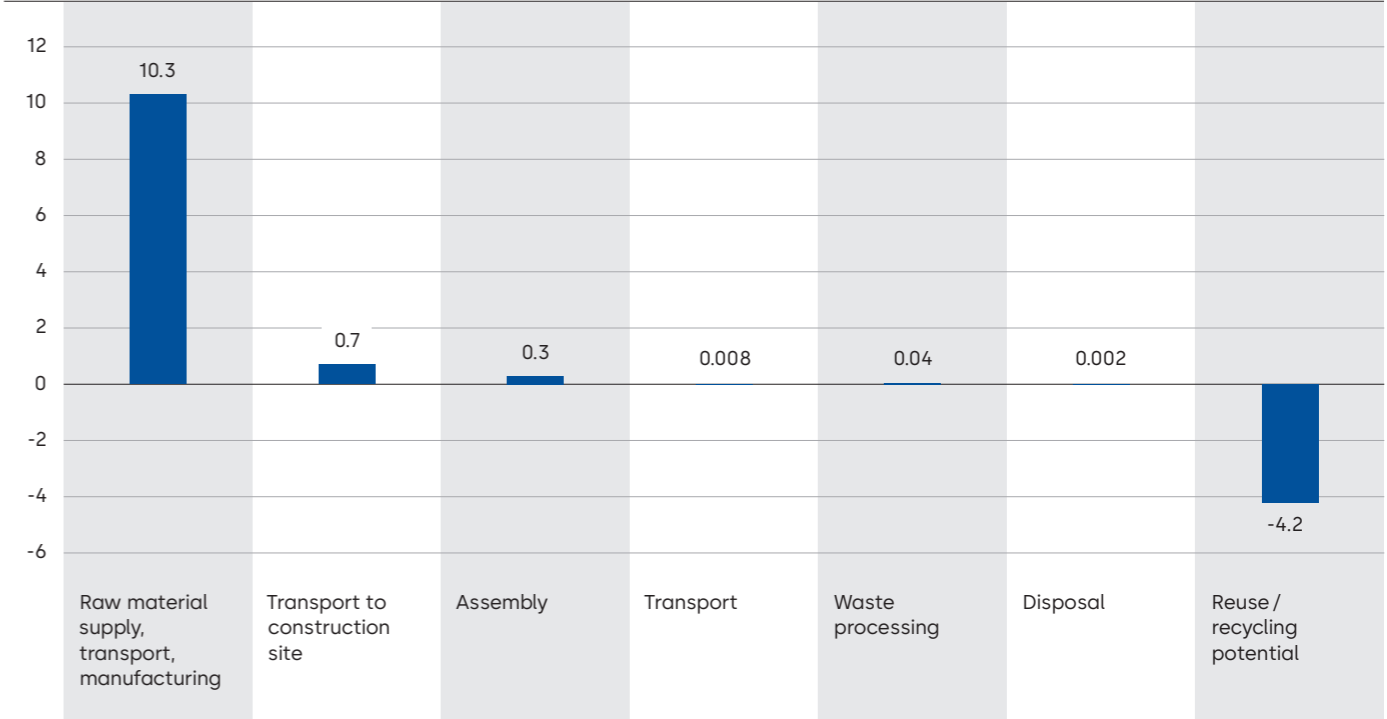
Scan the QR code or click here for more information about our sustainability product declaration.



Description

ITS 915 / ITS 900 cam-action door closer is designed and manufactured to high quality standards to meet the growing demand for an economical solution of high performance concealed overhead door closer with standard features. As a concealed door closer ITS 915 / 900 can be installed directly in the door or frame, making it virtually invisible. The compact design of the closer body and slide-channel allow the door to maintain a high level of integrity.

Total Global Warming Potential per life cycle stage (kg CO₂e)



BTS 75 V, BTS 75 R, RTS 87 Floor Spring

Key Figures

Lifetime per unit: 20 years
Weight per unit: 2.9 kg
Production location: Singapore

Production standards

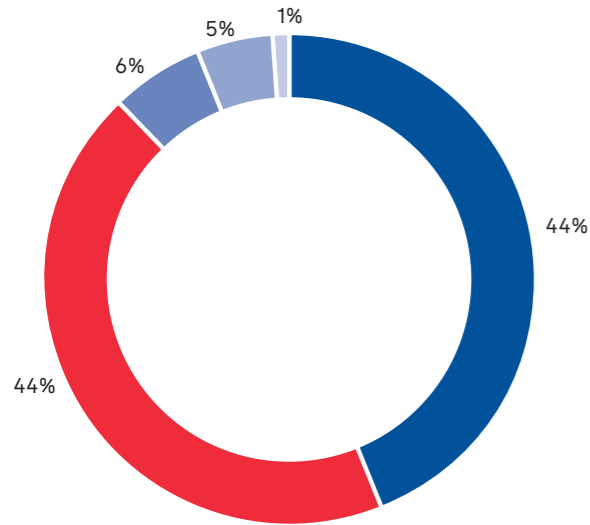
Quality	Environmental	Occupational Health & Safety	Energy	Produced with green electricity
ISO 9001 certified	ISO 14001 certified	ISO 45001 certified	ISO 50001 certified	

Product declarations

Environmental Product Declaration	Health Product Declaration	Building Product Declaration	SuPIM Data Sheet
✓	✓		✓

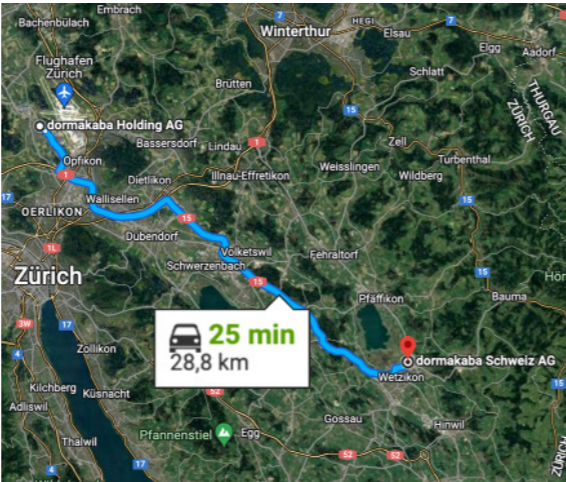
Material used (%)

Steel Aluminium Zinc Oil Other



The GWP¹ across the life cycle is 7 kg CO₂e

This is similar to the CO₂ produced from a road trip with a diesel mid-range car from Rümlang to Wetzikon



¹ Carbon dioxide equivalent (CO₂e) is the universal unit of measurement to indicate the global warming potential (GWP) of each of the six greenhouse gases, expressed in terms of the GWP of one unit of carbon dioxide. It is used to evaluate releasing (or avoiding releasing) different greenhouse gases against a common basis.



Scan the QR code or click here for more information about sustainability



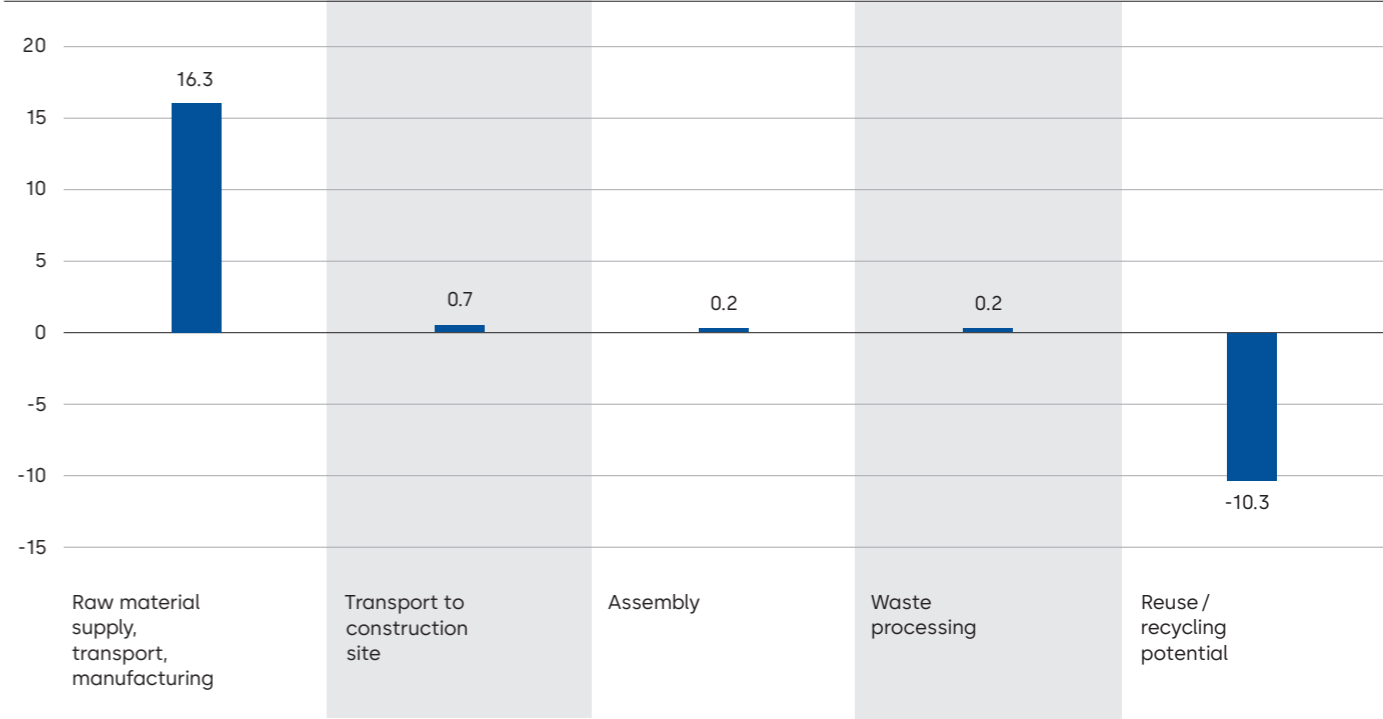
Scan the QR code or click here for more information about our sustainability product declaration.



Description

dormakaba's floor spring and transom concealed door closers BTS 75 V, BTS 75 R and RTS 87 are our flexible door closers integrated in the frame or floor and can be used for almost all single-action and swing doors. With their individual functions, the door closers fulfil a wide range of requirements, and do so with the greatest possible reliability thanks to high quality.

Total Global Warming Potential per life cycle stage (kg CO₂e)



BTS 80, BTS 80 EMB, RTS 80 EMB Floor Spring

Key Figures

Lifetime per unit: 20 years
Weight per unit: 6.2 kg

Production location: Singapore

Production standards

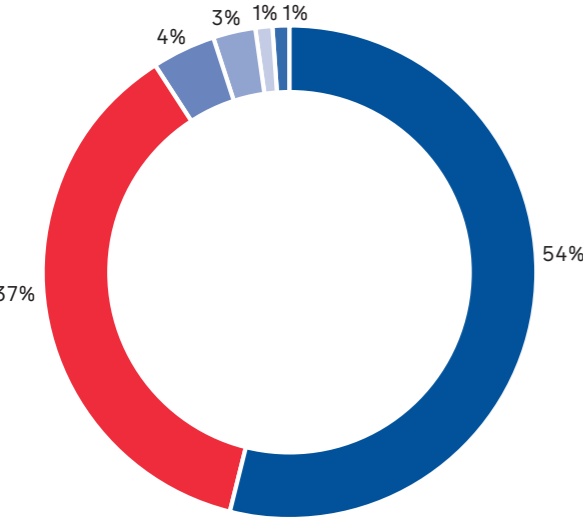
Quality	Environmental	Occupational Health & Safety	Energy	Produced with green electricity
ISO 9001 certified	ISO 14001 certified	ISO 45001 certified	ISO 50001 certified	

Product declarations

Environmental Product Declaration	Health Product Declaration	Building Product Declaration	SuPIM Data Sheet
✓	✓	✓	

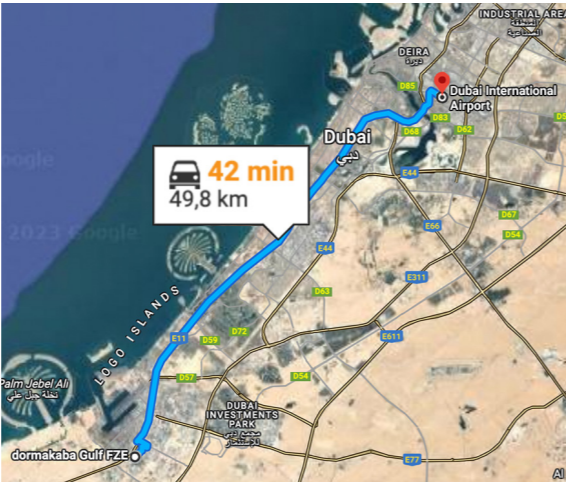
Material used (%)

■ Iron ■ Steel ■ Oil ■ Zinc ■ Brass ■ Other



The GWP¹ across the life cycle is 19 kg CO₂e

This is similar to the CO₂ produced from a road trip with a diesel mid-range car from Dubai Al Qusais Industrial Area to Dubai airport



¹ Carbon dioxide equivalent (CO₂e) is the universal unit of measurement to indicate the global warming potential (GWP) of each of the six greenhouse gases, expressed in terms of the GWP of one unit of carbon dioxide. It is used to evaluate releasing (or avoiding releasing) different greenhouse gases against a common basis.



Scan the QR code or click here for more information about sustainability



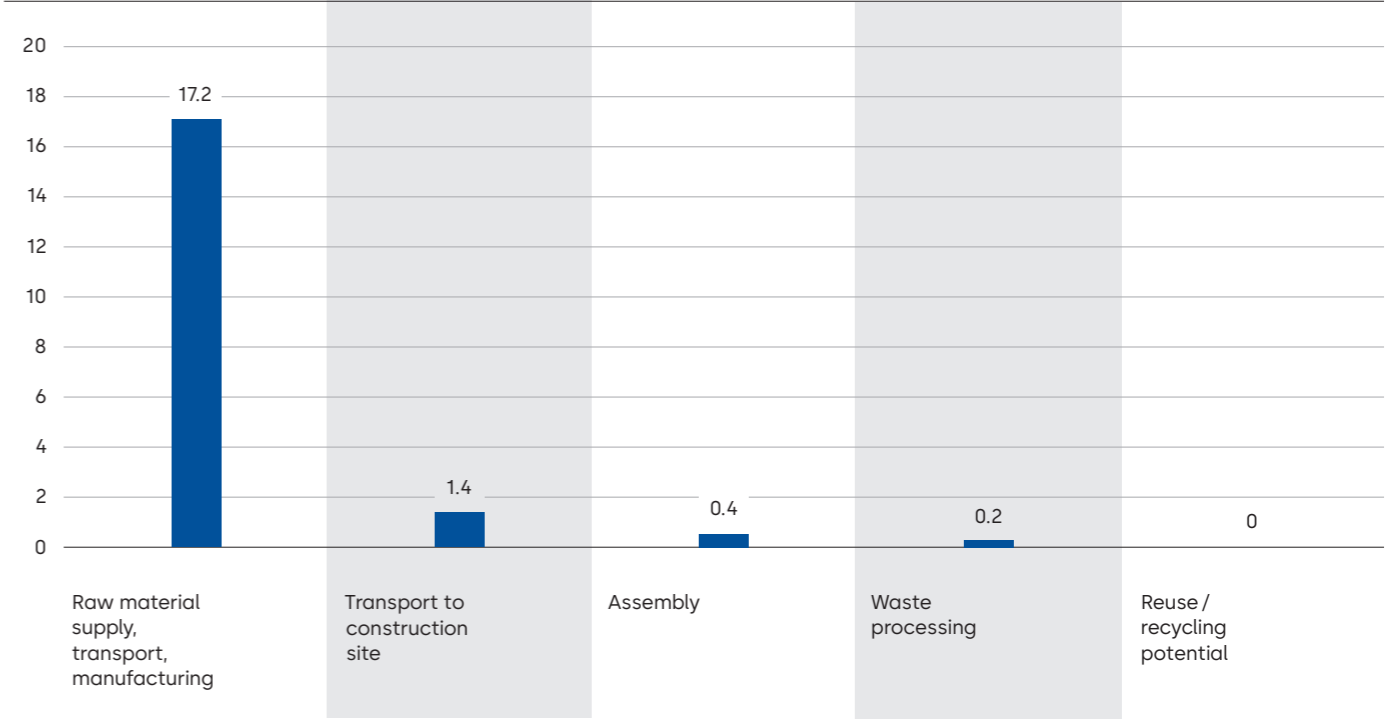
Scan the QR code or click here for more information about our sustainability product declaration.



Description

dormakaba's BTS 80, BTS 80 EMB and RTS 80 EMB Series of concealed door closers represent the latest in builders hardware technology. The closers can be used in a number of different configurations, including standard, narrow, or wide doors, as well as left-hand and right-hand single- or double-action mounting (both single and double leaf doors, including double leaf doors in combination with a BSR door coordinator).

Total Global Warming Potential per life cycle stage (kg CO₂e)



BTS 65 Floor Spring

Key Figures

Lifetime per unit: 20 years
Weight per unit: 4 kg
Production location: Suzhou, China

Production standards

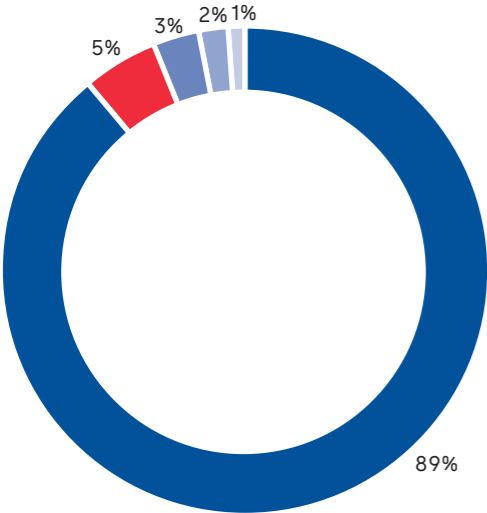
Quality	Environmental	Occupational Health & Safety	Energy	Produced with green electricity
ISO 9001 certified				

Product declarations

Environmental Product Declaration	Health Product Declaration	Building Product Declaration	SuPIM Data Sheet
✓	✓		

Material used (%)

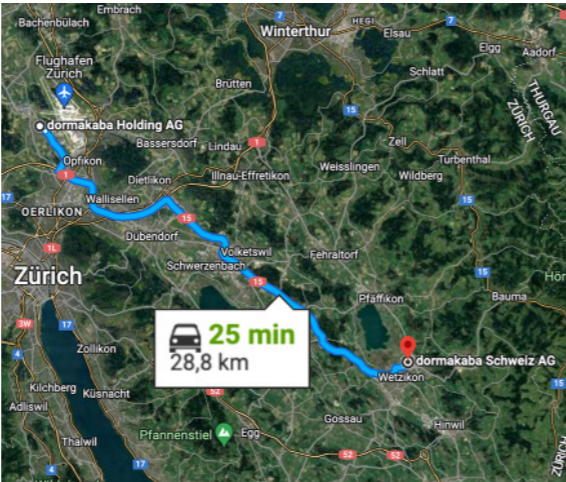
Steel Zinc Oil Paper Aluminium



¹ Carbon dioxide equivalent (CO₂e) is the universal unit of measurement to indicate the global warming potential (GWP) of each of the six greenhouse gases, expressed in terms of the GWP of one unit of carbon dioxide. It is used to evaluate releasing (or avoiding releasing) different greenhouse gases against a common basis.

The GWP¹ across the life cycle is 8 kg CO₂e


This is similar to the CO₂ produced from a road trip with a diesel mid-range car from Rümlang to Wetzikon



Scan the QR code or click here for more information about sustainability



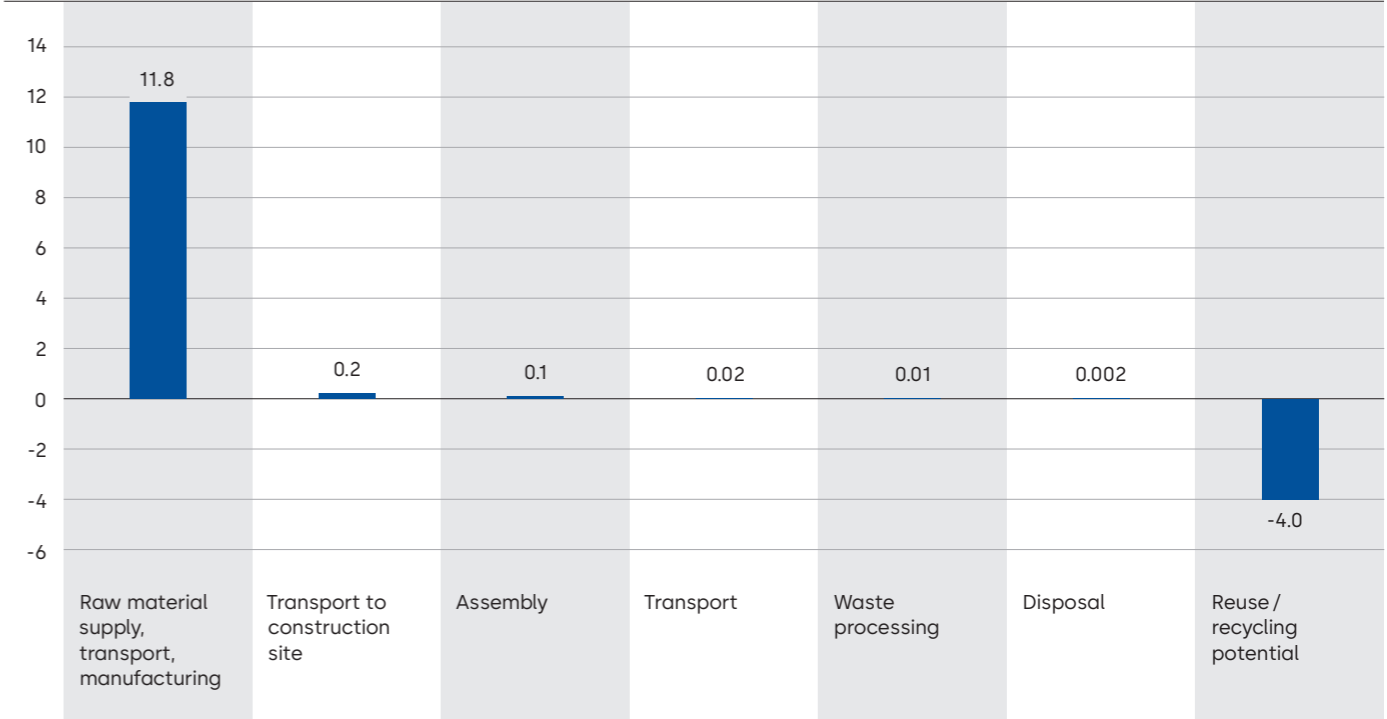
Scan the QR code or click here for more information about our sustainability product declaration.



Description

The economic floor spring specially designed for double action doors. The BTS 65 offers a particularly shallow design and thus all the advantages of a reduced installation depth. With two closing ranges and a choice of models, the BTS 65 can fulfil virtually any application requirement while providing all the reliability associated with assured quality.

Total Global Warming Potential per life cycle stage (kg CO₂e)



RTS 85, RTS 88 and BTS 84 Transom door closers

Key Figures

Lifetime per unit: 20 years
Weight per unit: 4.4 kg
Production location: Suzhou, China

Production standards

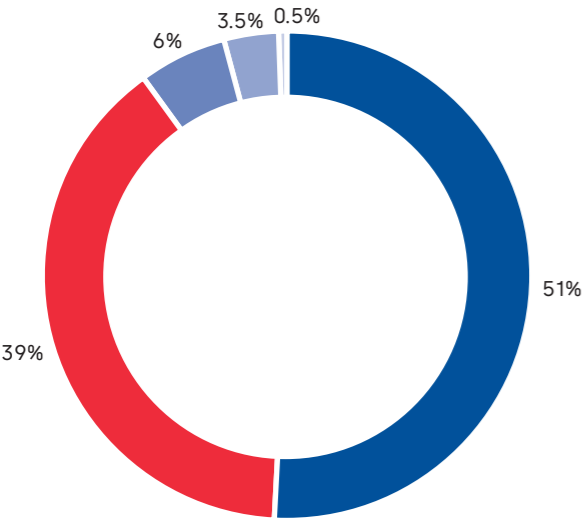
Quality	Environmental	Occupational Health & Safety	Energy	Produced with green electricity
ISO 9001 certified				

Product declarations

Environmental Product Declaration	Health Product Declaration	Building Product Declaration	SuPIM Data Sheet
✓	✓		

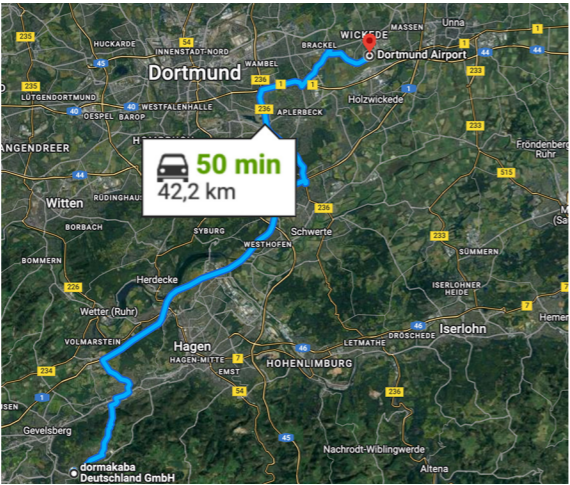
Material used (%)

■ Iron ■ Steel ■ Oil ■ Aluminium ■ Other



The GWP¹ across the life cycle is 11 kg CO₂e

This is similar to the CO₂ produced from a road trip with a diesel mid-range car from Ennepetal to Dortmund airport



¹ Carbon dioxide equivalent (CO₂e) is the universal unit of measurement to indicate the global warming potential (GWP) of each of the six greenhouse gases, expressed in terms of the GWP of one unit of carbon dioxide. It is used to evaluate releasing (or avoiding releasing) different greenhouse gases against a common basis.



Scan the QR code or click here for more information about sustainability



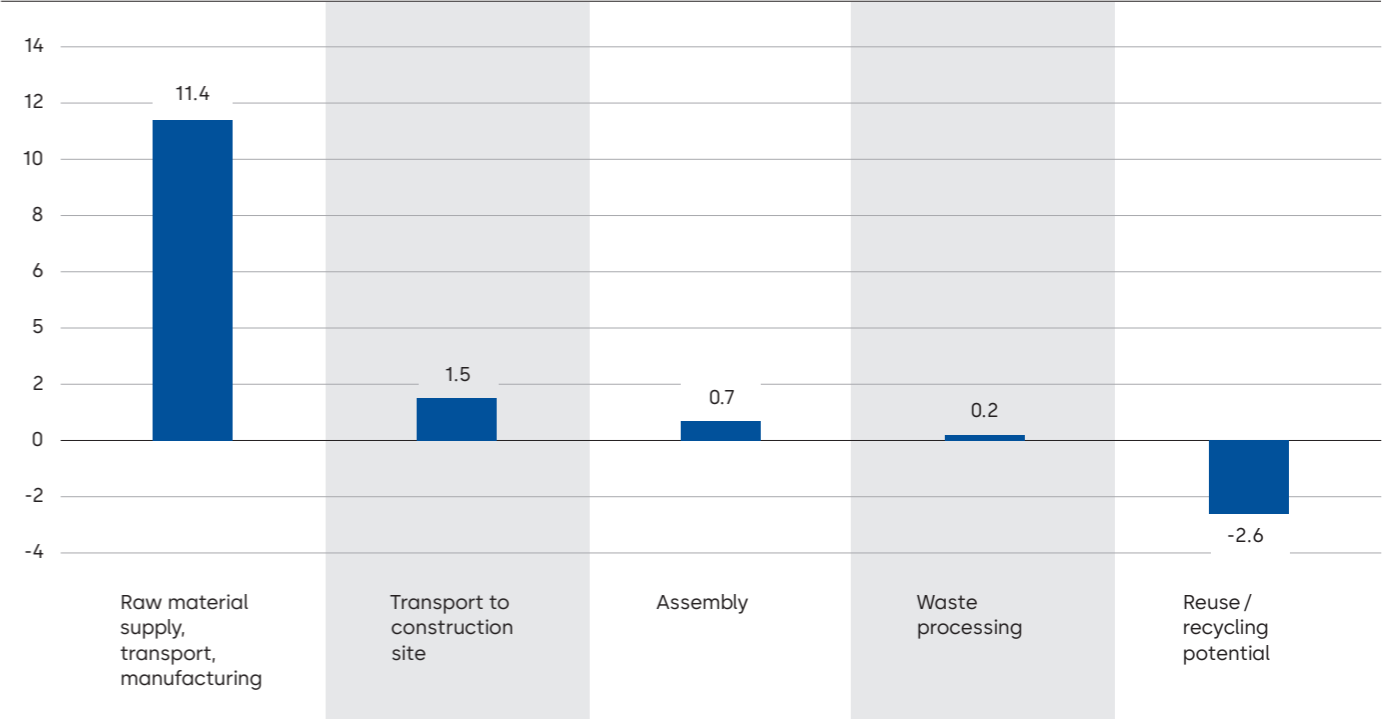
Scan the QR code or click here for more information about our sustainability product declaration.



Description

dormakaba's RTS 85, RTS 88, and BTS 84 Series concealed door closers offer a solution for installations where door control must be provided without disturbing aesthetic appearance or compromising durability. They can be installed a number of different configurations, including in standard, narrow or wide door frames, as well as with left-hand or right-hand single- or doubleaction mounting.

Total Global Warming Potential per life cycle stage (kg CO₂e)



DL 200 / 300 Mortise lock series

Key Figures

Lifetime per unit: 15 years
Weight per unit: 1.4 kg
Production location: Guangdong Province, China

Production standards

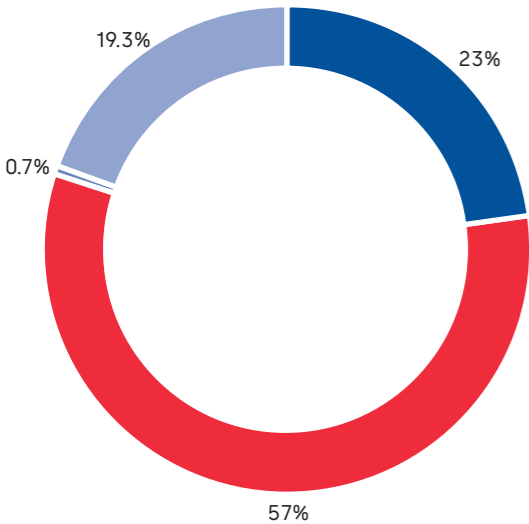
Quality	Environmental	Occupational Health & Safety	Energy	Produced with green electricity
ISO 9001 certified	ISO 14001 certified			

Product declarations

Environmental Product Declaration	Health Product Declaration	Building Product Declaration	SuPIM Data Sheet
✓			

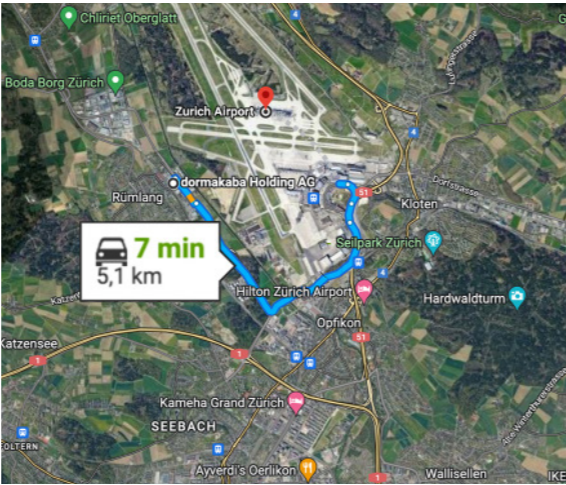
Material used (%)

■ Stainless steel ■ Steel ■ Paper ■ Plastic



The GWP¹ across the life cycle is 2 kg CO₂e

This is similar to the CO₂ produced from a road trip with a diesel mid-range car from Rümlang to Zürich airport



¹ Carbon dioxide equivalent (CO₂e) is the universal unit of measurement to indicate the global warming potential (GWP) of each of the six greenhouse gases, expressed in terms of the GWP of one unit of carbon dioxide. It is used to evaluate releasing (or avoiding releasing) different greenhouse gases against a common basis.



Scan the QR code or click here for more information about sustainability



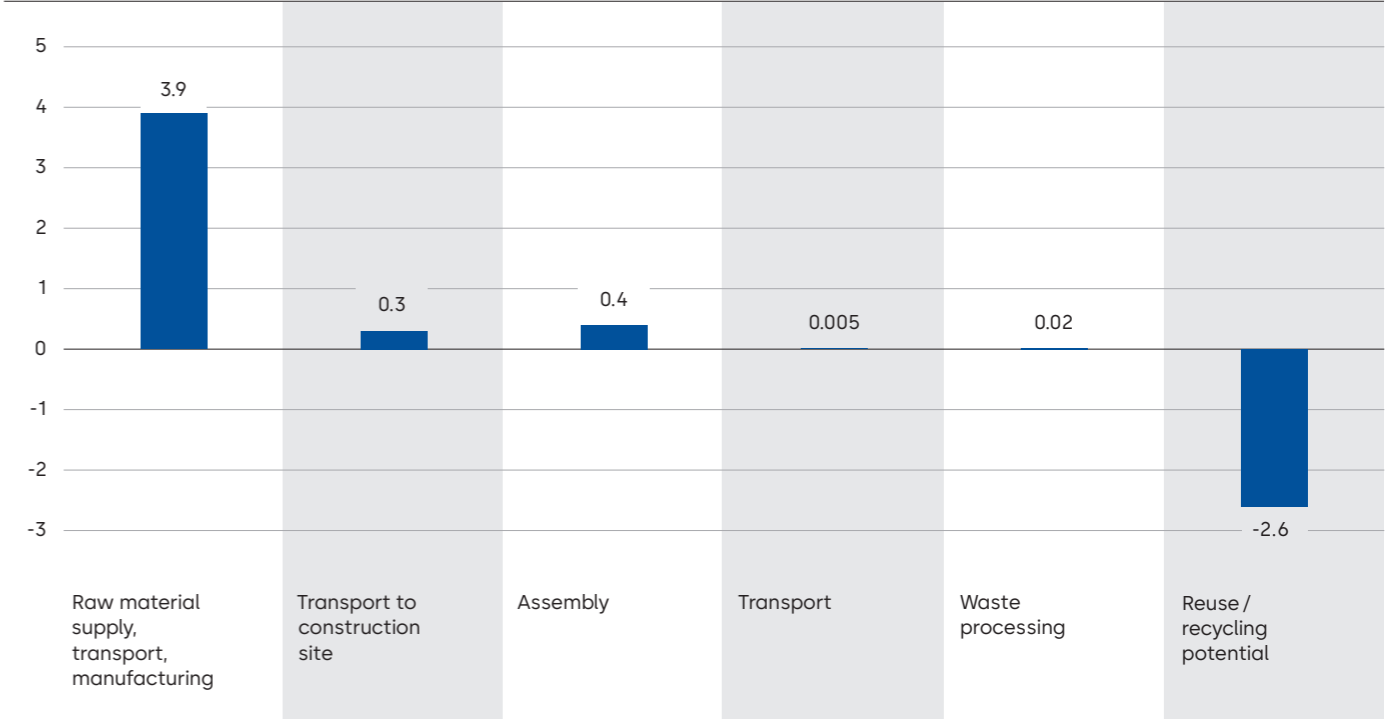
Scan the QR code or click here for more information about our sustainability product declaration.



Description

dormakaba mortise lock series DL 200 / 300 for timber and steel doors. DL 200 / 300 is a complementary EuroSize lockset series. A range of mechanically operated locks for doors in buildings. A complete range of highquality products and functional reliability. With the use of highgrade materials, precise production techniques and a comprehensive quality management system, all dormakaba locks meet demanding technical specifications.

Total Global Warming Potential per life cycle stage (kg CO₂e)



DL Series 2xxx / 9xxx Mortise lock

Key Figures

Lifetime per unit: 15 years

Weight per unit: 0.8 kg

Production location: Yantai, China

Production standards

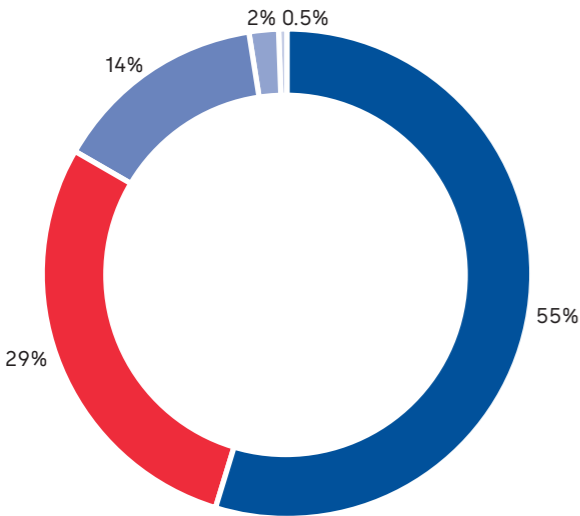
Quality	Environmental	Occupational Health & Safety	Energy	Produced with green electricity
ISO 9001 certified	ISO 14001 certified	ISO 45001 certified		

Product declarations

Environmental Product Declaration	Health Product Declaration	Building Product Declaration	SuPIM Data Sheet
✓			

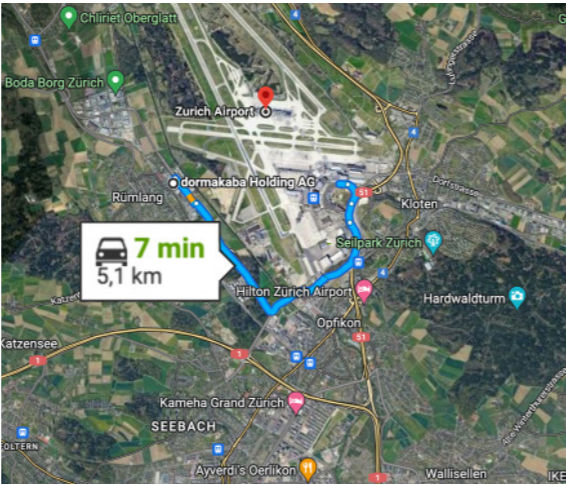
Material used (%)

Steel Stainless steel Zinc Paper Plastic



The GWP¹ across the life cycle is 1 kg CO₂e

This is similar to the CO₂ produced from a road trip with a diesel mid-range car from Rümlang to Zürich airport



¹ Carbon dioxide equivalent (CO₂e) is the universal unit of measurement to indicate the global warming potential (GWP) of each of the six greenhouse gases, expressed in terms of the GWP of one unit of carbon dioxide. It is used to evaluate releasing (or avoiding releasing) different greenhouse gases against a common basis.



Scan the QR code or click here for more information about sustainability



Scan the QR code or click here for more information about our sustainability product declaration.



Description

dormakaba mortise lock - DL Series 2xxx-9xxx for timber and steel doors. DL Series locks are a complementary series of the SIS size locks. A range of mechanically operated locks for doors in buildings. A complete range of high-quality products and functional reliability. With the use of high-grade materials, precise production techniques and a comprehensive quality management system, all dormakaba locks meet demanding technical specifications.

Total Global Warming Potential per life cycle stage (kg CO₂e)



BEST EHD9000

Rack and pinion door closer

Key Figures

Lifetime per unit: 20 years
Weight per unit: 7.2 kg
Production location: Singapore

Production standards

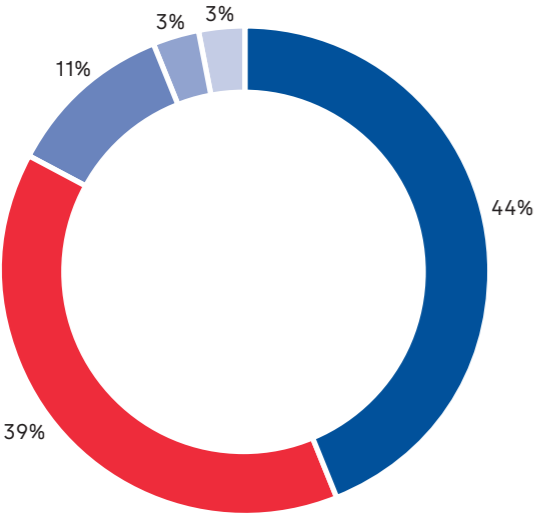
Quality	Environmental	Occupational Health & Safety	Energy	Produced with green electricity
ISO 9001 certified	ISO 14001 certified	ISO 45001 certified	ISO 50001 certified	

Product declarations

Environmental Product Declaration	Health Product Declaration	Building Product Declaration	SuPIM Data Sheet
✓	✓		✓

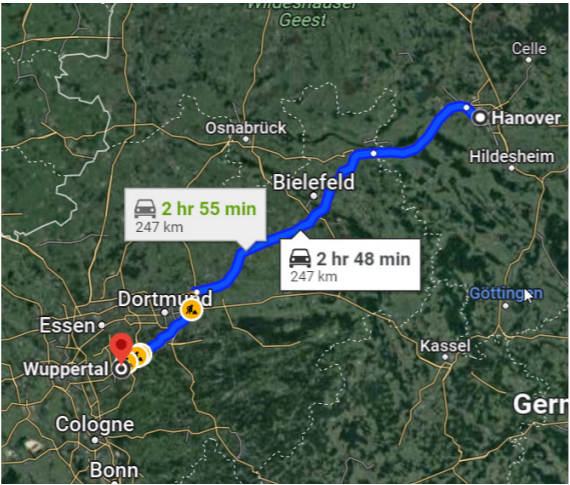
Material used (%)

Steel Aluminium Paper Plastic Other



The GWP¹ across the life cycle is 56 kg CO₂e

This is similar to the CO₂ produced from a road trip with a diesel mid-range car from Hannover to Wuppertal




¹ Carbon dioxide equivalent (CO₂e) is the universal unit of measurement to indicate the global warming potential (GWP) of each of the six greenhouse gases, expressed in terms of the GWP of one unit of carbon dioxide. It is used to evaluate releasing (or avoiding releasing) different greenhouse gases against a common basis.



Scan the QR code or click here for more information about sustainability



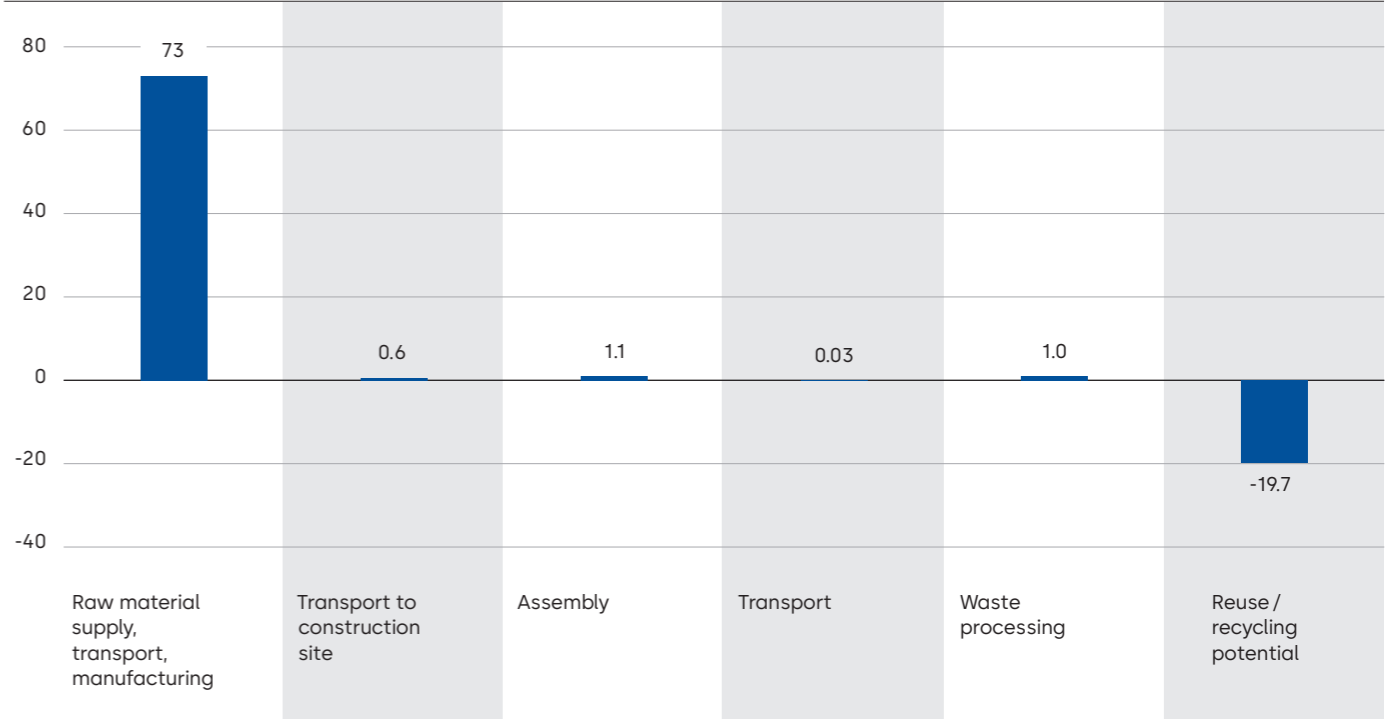
Scan the QR code or click here for more information about our sustainability product declaration.



Description

The EHD9000 is a cast iron closer for all institutional applications. It comes with self-regulating valves that significantly reduces the need to adjust the door closer in fluctuating temperatures and high-traffic areas. Front-facing spring force adjustment including springsize indicator, and valves for adjustment of hydraulic functions. It utilizes a robust dual clamp fit cover design that strongly secures the cover on both ends.

Total Global Warming Potential per life cycle stage (kg CO₂e)



BEST HD7000

Rack and pinion door closer

Key Figures

Lifetime per unit: 20 years
Weight per unit: 3 kg
Production location: Indianapolis, US

Production standards

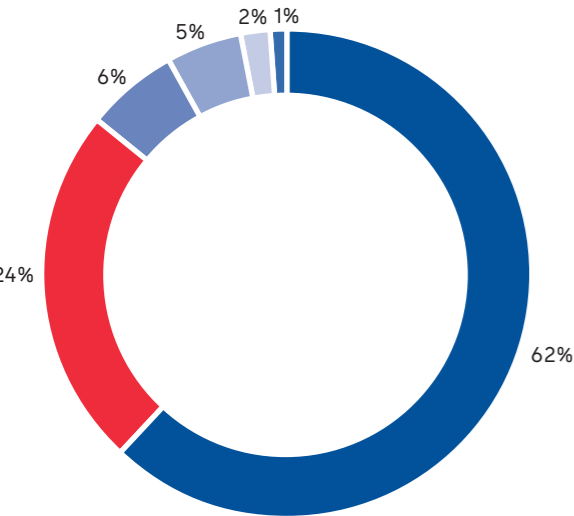
Quality	Environmental	Occupational Health & Safety	Energy	Produced with green electricity
ISO 9001 certified	ISO 14001 certified			

Product declarations

Environmental Product Declaration	Health Product Declaration	Building Product Declaration	SuPIM Data Sheet
✓	✓		

Material used (%)

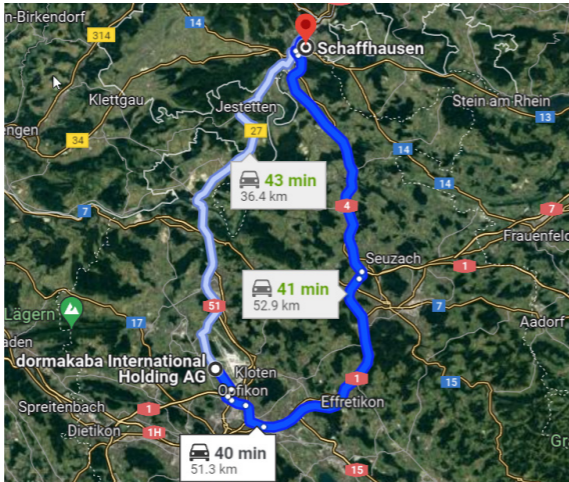
Steel Aluminium Oil Plastic
Coating Other



¹ Carbon dioxide equivalent (CO₂e) is the universal unit of measurement to indicate the global warming potential (GWP) of each of the six greenhouse gases, expressed in terms of the GWP of one unit of carbon dioxide. It is used to evaluate releasing (or avoiding releasing) different greenhouse gases against a common basis.

The GWP¹ across the life cycle is 16 kg CO₂e

This is similar to the CO₂ produced from a road trip with a diesel mid-range car from Rümlang to Schaffhausen



Scan the QR code or click here for more information about sustainability



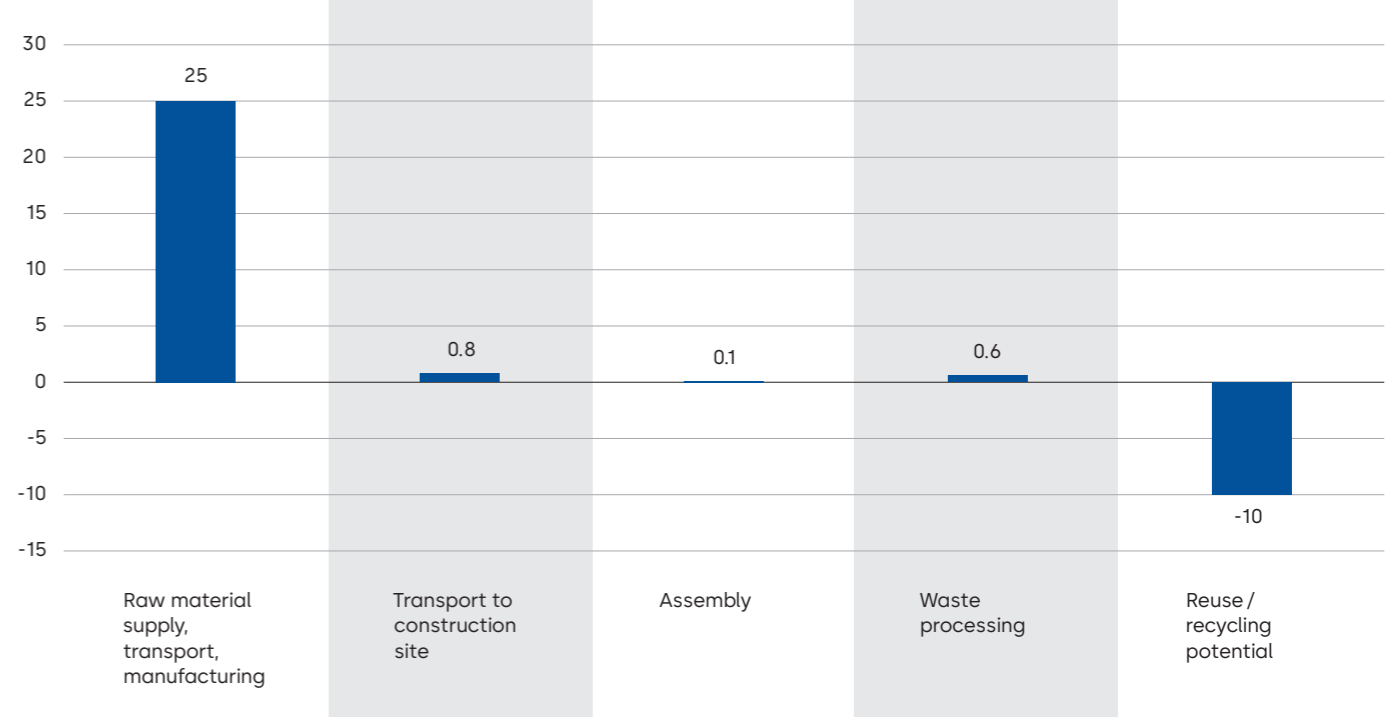
Scan the QR code or click here for more information about our sustainability product declaration.



Description

The HD7000 Series door closers are non-handed surface applied door closers with adjustable spring power (size 1-6) and backcheck that controls opening motion during abusive or abrupt opening. Supported by a full complement of optional arms, plates, and brackets, the door closers provide the flexibility needed to meet the demands of commercial and institutional applications.

Total Global Warming Potential per life cycle stage (kg CO₂e)



BEST HD8000

Rack and pinion door closer

Key Figures

Lifetime per unit: 20 years
Weight per unit: 4.1 kg
Production location: Singapore

Production standards

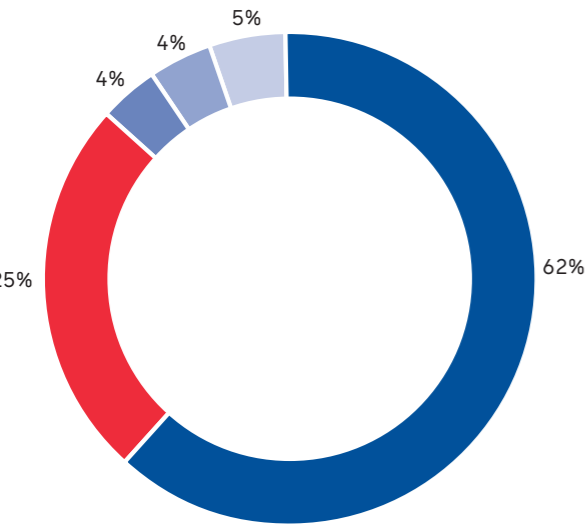
Quality	Environmental	Occupational Health & Safety	Energy	Produced with green electricity
ISO 9001 certified	ISO 14001 certified	ISO 45001 certified	ISO 50001 certified	

Product declarations

Environmental Product Declaration	Health Product Declaration	Building Product Declaration	SuPIM Data Sheet
✓	✓		✓

Material used (%)

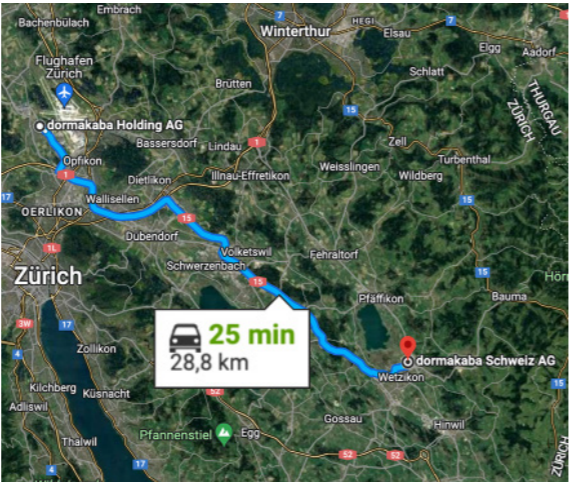
Steel Aluminium Plastic Oil Other



¹ Carbon dioxide equivalent (CO₂e) is the universal unit of measurement to indicate the global warming potential (GWP) of each of the six greenhouse gases, expressed in terms of the GWP of one unit of carbon dioxide. It is used to evaluate releasing (or avoiding releasing) different greenhouse gases against a common basis.

The GWP¹ across the life cycle is 7 kg CO₂e

This is similar to the CO₂ produced from a road trip with a diesel mid-range car from Rümlang to Wetzikon



Scan the QR code or click here for more information about sustainability



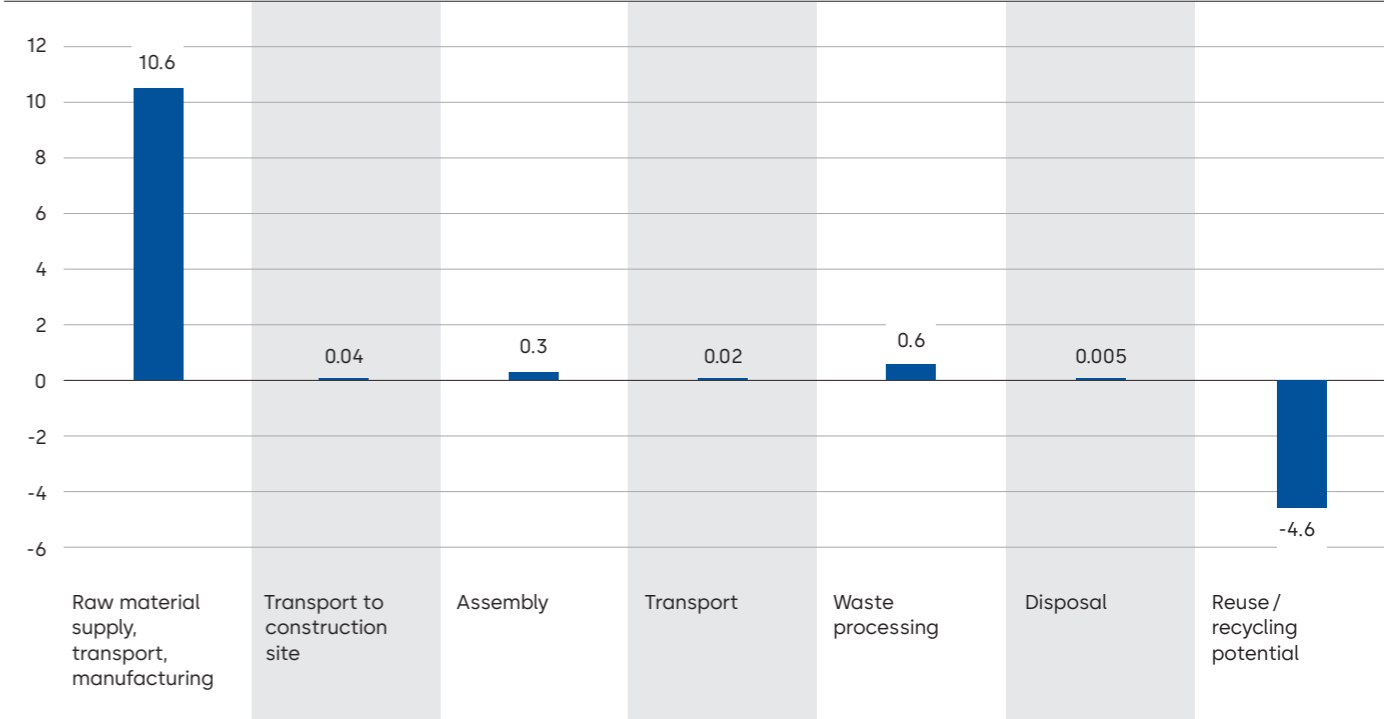
Scan the QR code or click here for more information about our sustainability product declaration.



Description

The HD8000 series are non-handed surface applied door closers with adjustable spring power (size 1-6 and size 5-6) and backcheck that controls opening motion during abusive or abrupt opening. Supported by a full complement of optional arms, plates, and brackets, the door closers provide the flexibility needed to meet the demands of commercial and institutional applications, including Americans with Disabilities Act (ADA) barrierfree accessibility requirements (only size 1-6).

Total Global Warming Potential per life cycle stage (kg CO₂e)



BEST 1C Series Standard Cores

Key Figures

Lifetime per unit: 40,000 cycles
Weight per unit: 0.04 kg
Production location: Indianapolis, US

Production standards

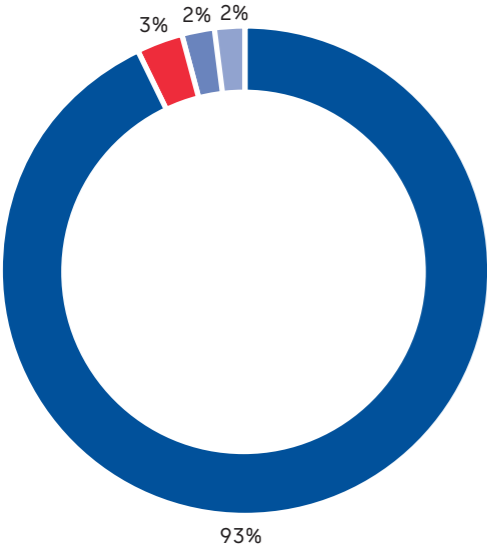
Quality	Environmental	Occupational Health & Safety	Energy	Produced with green electricity
ISO 9001 certified	ISO 14001 certified			

Product declarations

Environmental Product Declaration	Health Product Declaration	Building Product Declaration	SuPIM Data Sheet
✓	✓		

Material used (%)

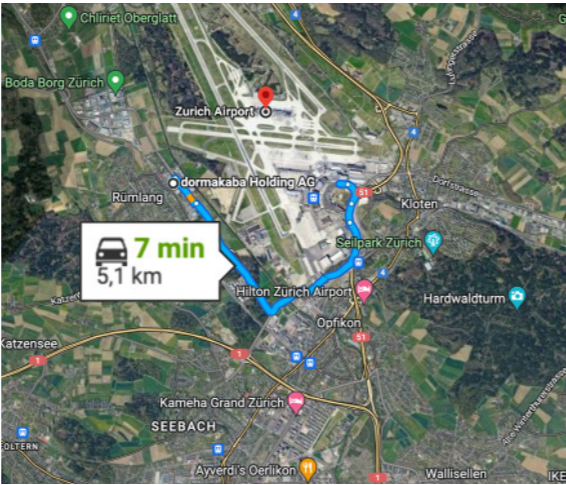
■ Brass ■ Steel ■ Paper ■ Other



¹ Carbon dioxide equivalent (CO₂e) is the universal unit of measurement to indicate the global warming potential (GWP) of each of the six greenhouse gases, expressed in terms of the GWP of one unit of carbon dioxide. It is used to evaluate releasing (or avoiding releasing) different greenhouse gases against a common basis.

The GWP¹ across the life cycle is 0.3 kg CO₂e

This is similar to the CO₂ produced from a road trip with a diesel mid-range car from Rümliang to Zürich airport



Scan the QR code or click here for more information about sustainability



Scan the QR code or click here for more information about our sustainability product declaration.



Description

BEST Cores draw on the legacy of quality and expertise that keep our products on the forefront of the industry. Brass alloy construction result in reliable performance over time. BEST Cores allow for easier rekeying by allow a user to remove the core from the lock without the need to remove the lever.

Total Global Warming Potential per life cycle stage (kg CO₂e)



BEST 1E Series Mortise and rim cylinders

Key Figures

Lifetime per unit: 40,000 cycles
Weight per unit: 0.3 kg
Production location: Indianapolis, US

Production standards

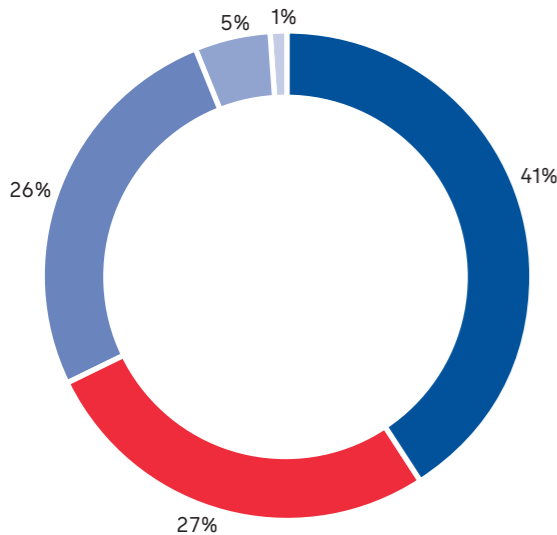
Quality	Environmental	Occupational Health & Safety	Energy	Produced with green electricity
ISO 9001 certified	ISO 14001 certified			

Product declarations

Environmental Product Declaration	Health Product Declaration	Building Product Declaration	SuPIM Data Sheet
✓	✓		

Material used (%)

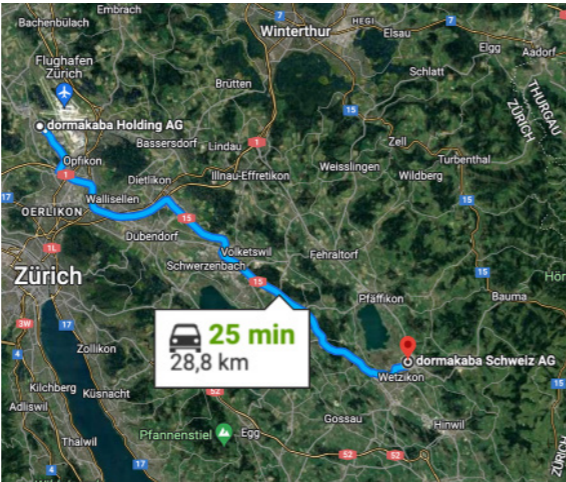
■ Brass ■ Stainless steel ■ Steel
■ Paper ■ Other



¹ Carbon dioxide equivalent (CO₂e) is the universal unit of measurement to indicate the global warming potential (GWP) of each of the six greenhouse gases, expressed in terms of the GWP of one unit of carbon dioxide. It is used to evaluate releasing (or avoiding releasing) different greenhouse gases against a common basis.

The GWP¹ across the life cycle is 6.9 kg CO₂e

This is similar to the CO₂ produced from a road trip with a diesel mid-range car from Rümlang to Wetzikon



Scan the QR code or click here for more information about sustainability



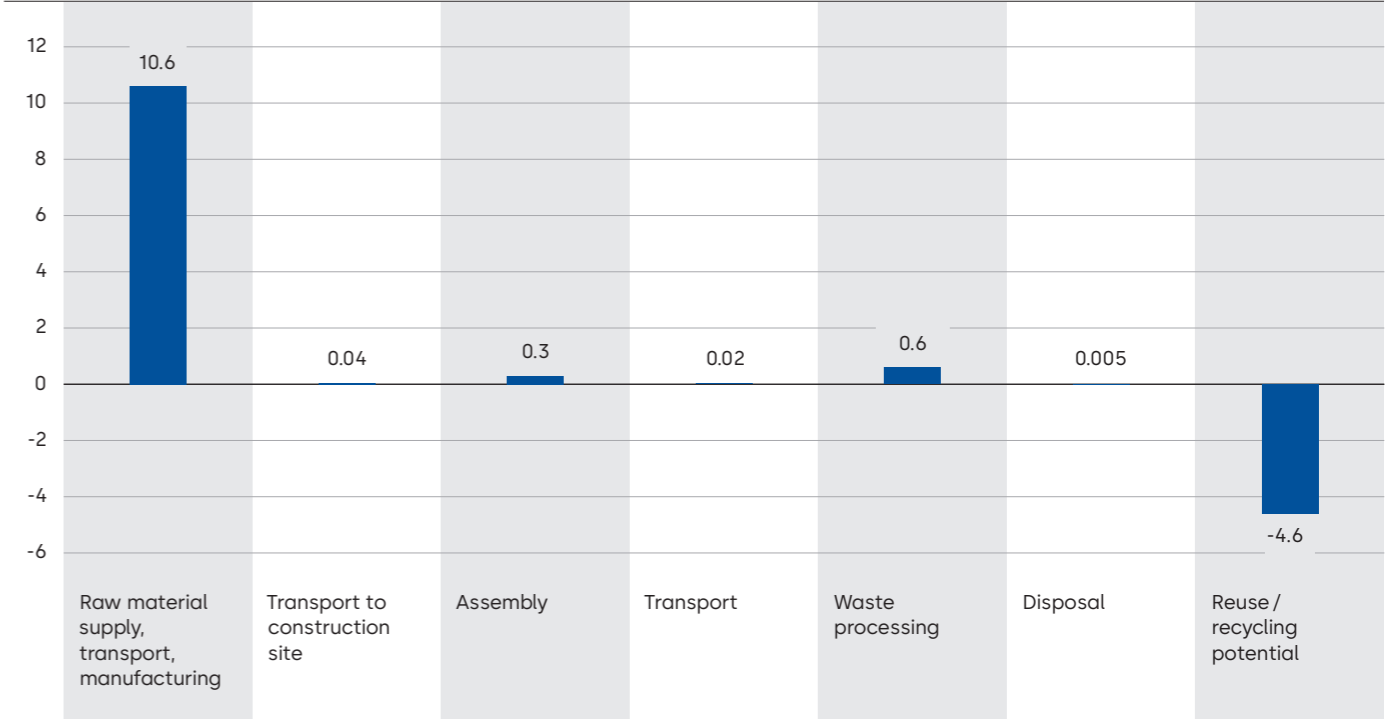
Scan the QR code or click here for more information about our sustainability product declaration.



Description

BEST mortise and rim cylinders may be altered to function with other manufacturers' locks by use of different cams and different cylinder rings. Special cylinder variations are available for most applications. BEST cylinders are machined from brass or bronze bar stock and are available in a variety of finishes.

Total Global Warming Potential per life cycle stage (kg CO₂e)



BEST 9K Cylindrical locks

Key Figures

Lifetime per unit: 65,000 cycles
Weight per unit: 2.1 kg
Electricity use per year: 21.9 kWh
Production location: Indianapolis, US

Production standards

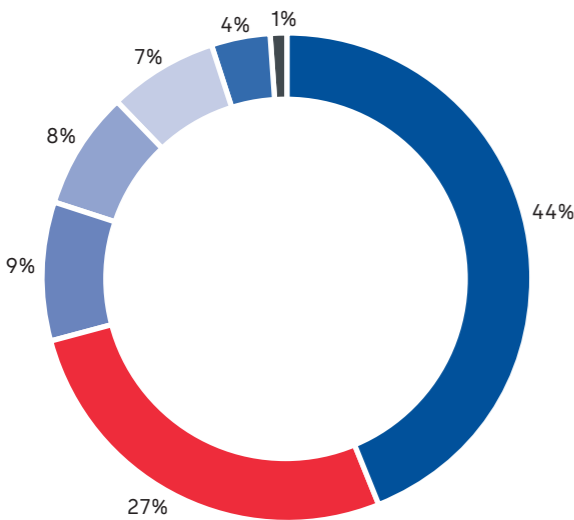
Quality	Environmental	Occupational Health & Safety	Energy	Produced with green electricity
ISO 9001 certified	ISO 14001 certified			

Product declarations

Environmental Product Declaration	Health Product Declaration	Building Product Declaration	SuPIM Data Sheet
✓	✓		

Material used (%)

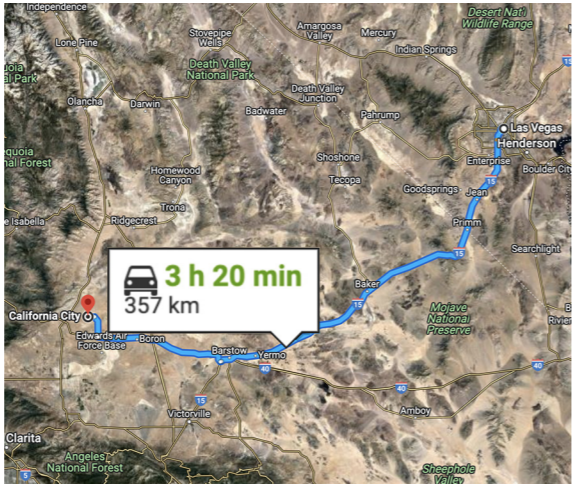
■ Zinc ■ Steel ■ Paper ■ Electronics
■ Stainless steel ■ Brass ■ Other



¹ Carbon dioxide equivalent (CO₂e) is the universal unit of measurement to indicate the global warming potential (GWP) of each of the six greenhouse gases, expressed in terms of the GWP of one unit of carbon dioxide. It is used to evaluate releasing (or avoiding releasing) different greenhouse gases against a common basis.

The GWP¹ across the life cycle is 125 kg CO₂e

This is similar to the CO₂ produced from a road trip with a diesel mid-range car from Las Vegas to California



Scan the QR code or click here for more information about sustainability



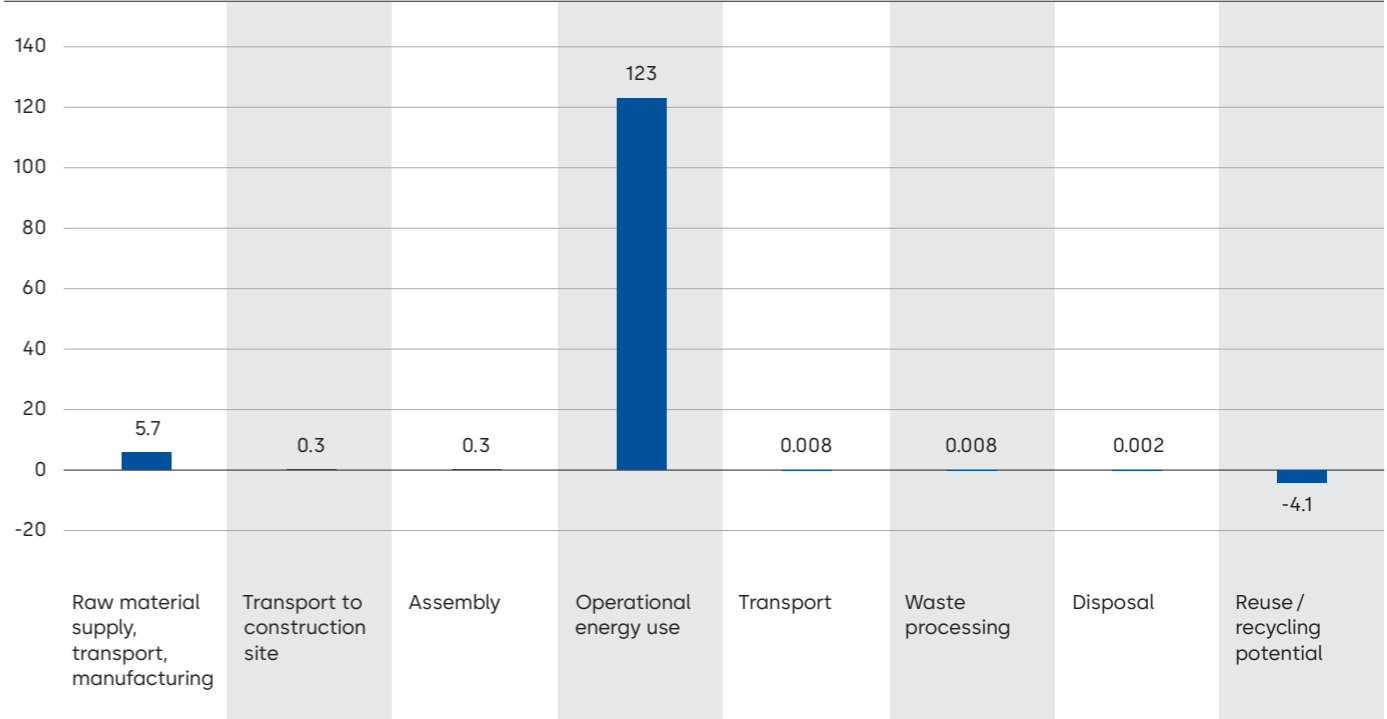
Scan the QR code or click here for more information about our sustainability product declaration.



Description

Quick installation, proven reliability and enhanced safety all make the 9K the grade 1 cylindrical lock of choice for many. But its wide compatibility with most large format interchangeable cores, regardless of brand, make it a legend. Whether you want to upgrade old hardware or fit out a new facility, the 9K is a great match.

Total Global Warming Potential per life cycle stage (kg CO₂e)



BEST 45H Mortise locks

Key Figures

Lifetime per unit: 10 years
Weight per unit: 3.8 kg
Production location: Indianapolis, USA

Production standards

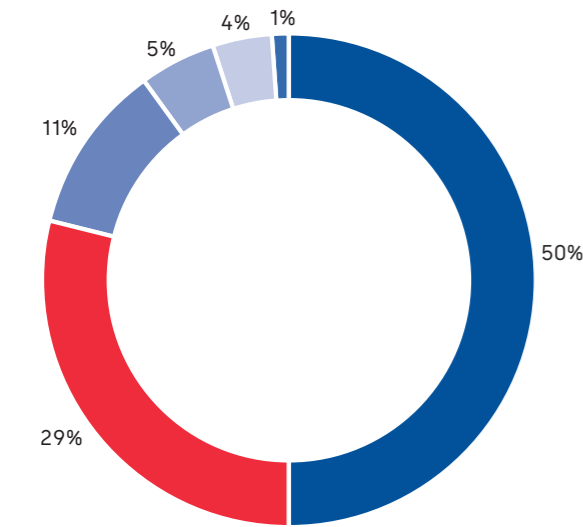
Quality	Environmental	Occupational Health & Safety	Energy	Produced with green electricity
ISO 9001 certified	ISO 14001 certified			

Product declarations

Environmental Product Declaration	Health Product Declaration	Building Product Declaration	SuPIM Data Sheet
✓	✓		

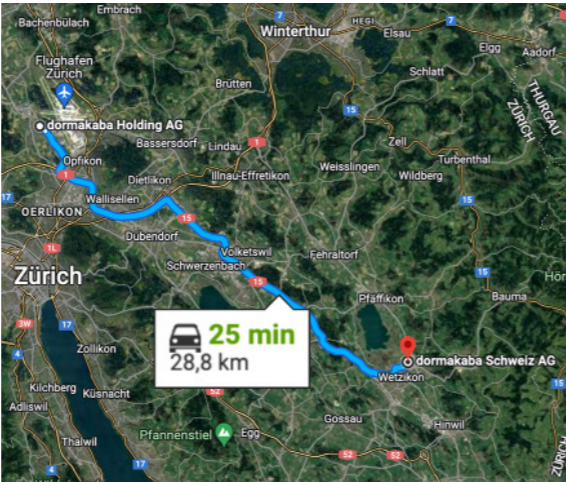
Material used (%)

■ Brass ■ Steel ■ Stainless steel ■ Electronics
■ Zinc ■ Plastic



The GWP¹ across the life cycle is 7 kg CO₂e

This is similar to the CO₂ produced from a road trip with a diesel mid-range car from Rümlang to Wetzikon



¹ Carbon dioxide equivalent (CO₂e) is the universal unit of measurement to indicate the global warming potential (GWP) of each of the six greenhouse gases, expressed in terms of the GWP of one unit of carbon dioxide. It is used to evaluate releasing (or avoiding releasing) different greenhouse gases against a common basis.



Scan the QR code or click here for more information about sustainability



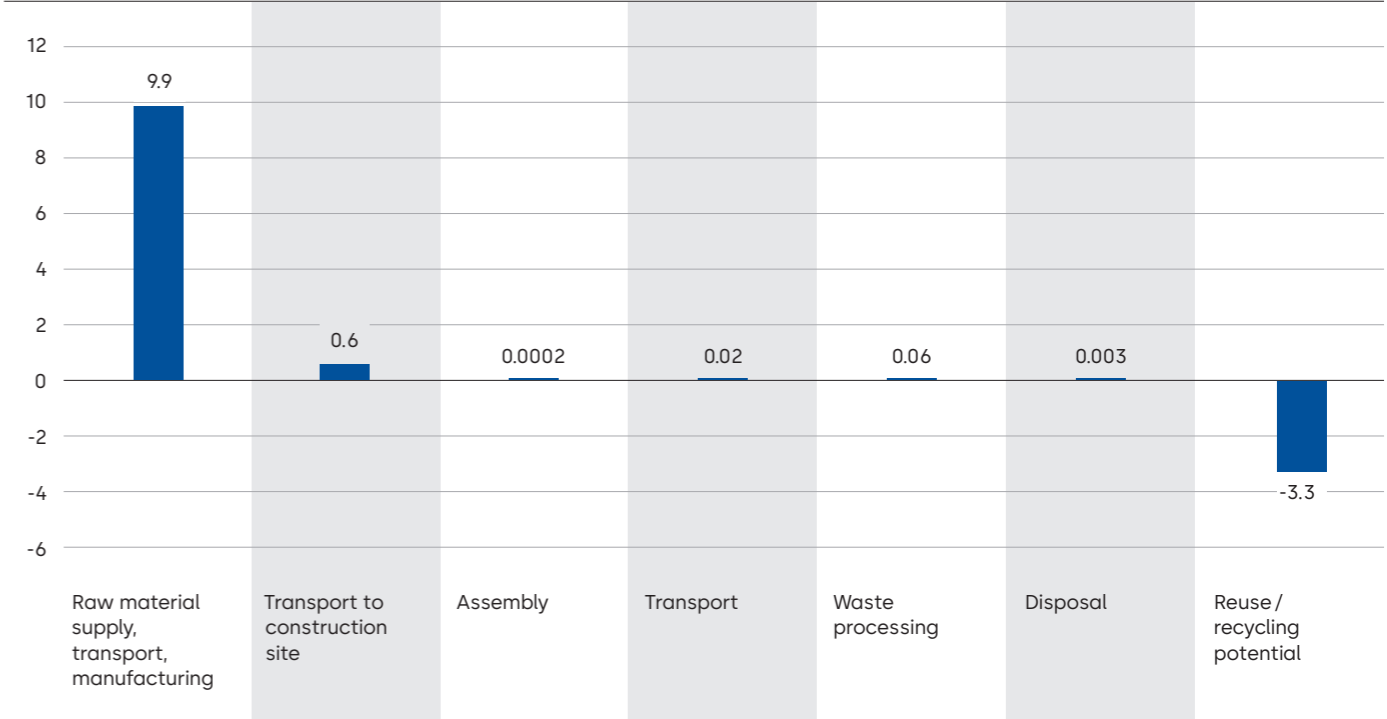
Scan the QR code or click here for more information about our sustainability product declaration.



Description

BEST 45H series mortise locks deliver exceptional strength, security and durability. The robust design features and precision-engineered components make the 45H mortise lock series ideal for high traffic applications. Backed by an industry-leading limited lifetime mechanical warranty, the 45H series delivers security you can depend on.

Total Global Warming Potential per life cycle stage (kg CO₂e)



BEST 47H Mortise locks

Key Figures

Lifetime per unit: 10,000,000 cycles

Weight per unit: 3.8 kg

Electricity use per year: 28.5 kWh

Production location: Indianapolis, US

Production standards

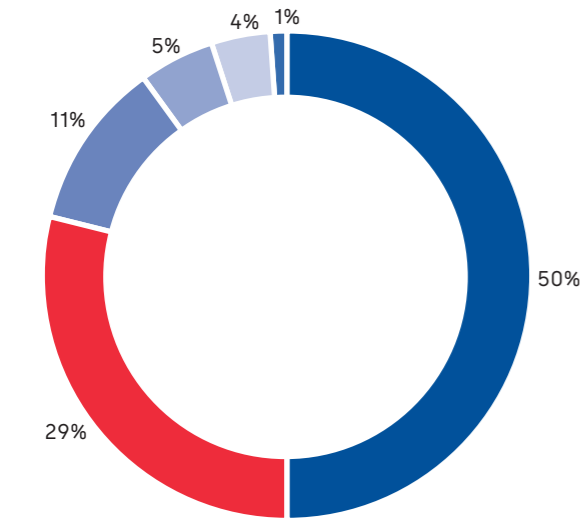
Quality	Environmental	Occupational Health & Safety	Energy	Produced with green electricity
ISO 9001 certified	ISO 14001 certified			

Product declarations

Environmental Product Declaration	Health Product Declaration	Building Product Declaration	SuPIM Data Sheet
✓	✓		

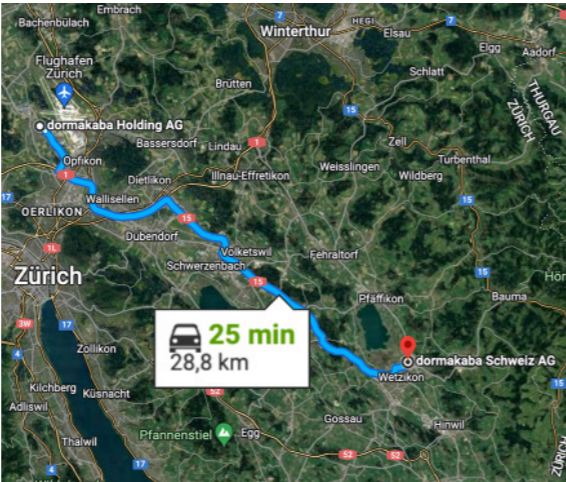
Material used (%)

■ Brass ■ Steel ■ Stainless steel ■ Electronics
■ Zinc ■ Plastic



The GWP¹ across the life cycle is 7.4 kg CO₂e

This is similar to the CO₂ produced from a road trip with a diesel mid-range car from Rümlang to Wetzikon



¹ Carbon dioxide equivalent (CO₂e) is the universal unit of measurement to indicate the global warming potential (GWP) of each of the six greenhouse gases, expressed in terms of the GWP of one unit of carbon dioxide. It is used to evaluate releasing (or avoiding releasing) different greenhouse gases against a common basis.



Scan the QR code or click here for more information about sustainability



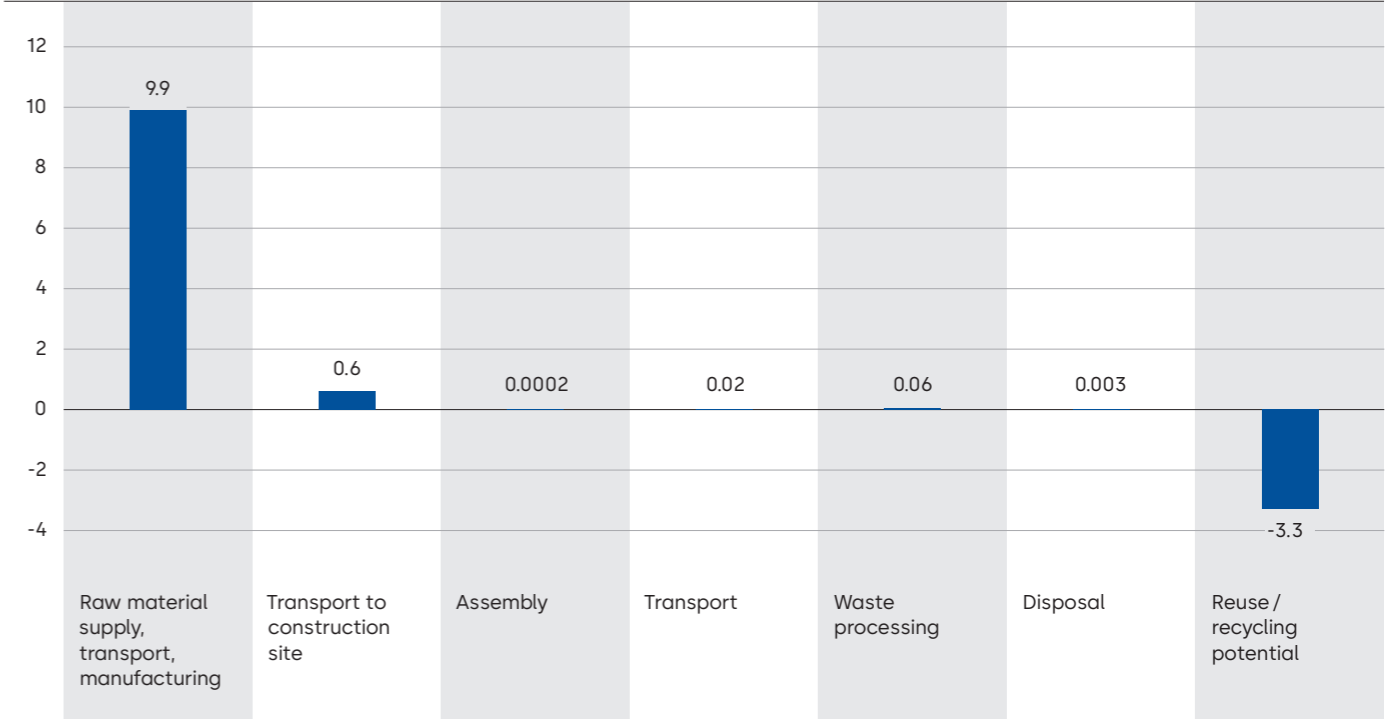
Scan the QR code or click here for more information about our sustainability product declaration.



Description

BEST's 47H series mortise locks deliver exceptional strength, security, and durability. The robust design features and precision-engineered components make the 47H mortise lock series ideal for high traffic applications. Backed by an industry-leading limited lifetime mechanical warranty, the 47H series delivers security you can depend on.

Total Global Warming Potential per life cycle stage (kg CO₂e)



BEST T Deadbolt

Key Figures

Lifetime per unit: 1,000,000 cycles
Weight per unit: 1.3 kg
Production location: Indianapolis, US

Production standards

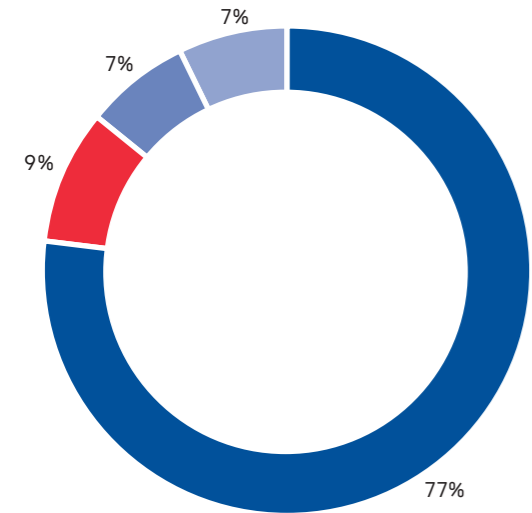
Quality	Environmental	Occupational Health & Safety	Energy	Produced with green electricity
ISO 9001 certified	ISO 14001 certified			

Product declarations

Environmental Product Declaration	Health Product Declaration	Building Product Declaration	SuPIM Data Sheet
✓	✓		

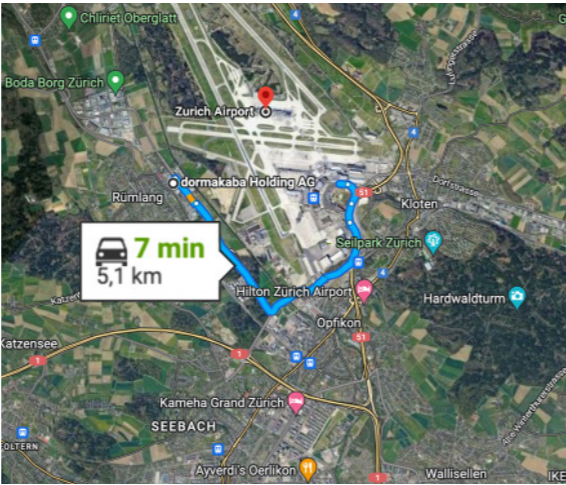
Material used (%)

■ Brass ■ Paper ■ Stainless steel ■ Steel



The GWP¹ across the life cycle is 2.4 kg CO₂e

This is similar to the CO₂ produced from a road trip with a diesel mid-range car from Rümlang to Zürich airport



¹ Carbon dioxide equivalent (CO₂e) is the universal unit of measurement to indicate the global warming potential (GWP) of each of the six greenhouse gases, expressed in terms of the GWP of one unit of carbon dioxide. It is used to evaluate releasing (or avoiding releasing) different greenhouse gases against a common basis.



Scan the QR code or click here for more information about sustainability



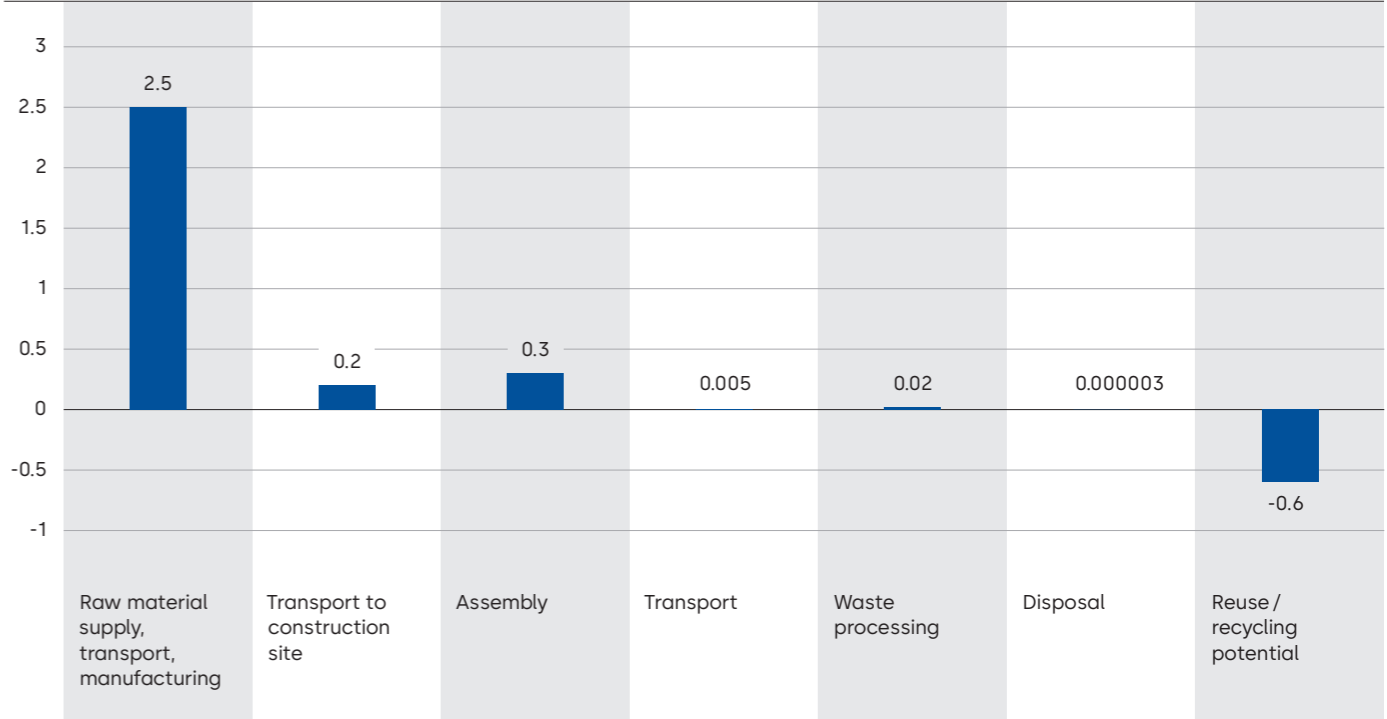
Scan the QR code or click here for more information about our sustainability product declaration.



Description

Built with identical tubular assemblies, the 8T both fit standard door preps. The 8T is often paired with a cylindrical lock in commercial office spaces, residential applications and other spaces where there is a greater need for security and, more specifically, a deadbolt that is more resistant to brute force attack. The 8T is also available with lead line options, making it a good solution for radioactive doors in health-care facilities.

Total Global Warming Potential per life cycle stage (kg CO₂e)



Precision 2000 Series Exit devices

Key Figures

Lifetime per unit: 10,000,000 cycles
Weight per unit: 12 kg
Electricity use per year: 62.4 kWh
Production location: Indianapolis, US

Production standards

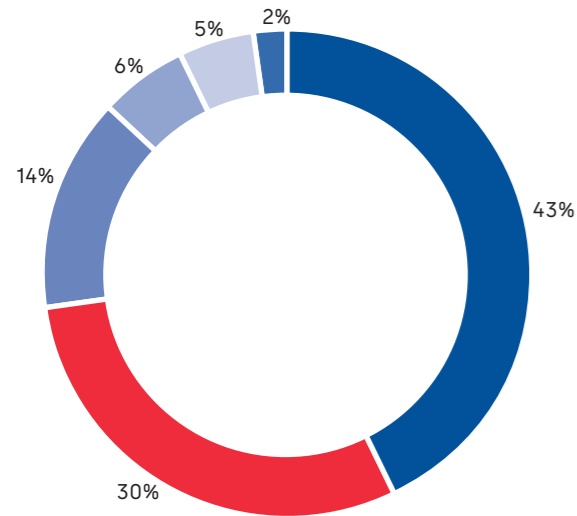
Quality	Environmental	Occupational Health & Safety	Energy	Produced with green electricity
ISO 9001 certified	ISO 14001 certified			

Product declarations

Environmental Product Declaration	Health Product Declaration	Building Product Declaration	SuPIM Data Sheet
✓	✓		

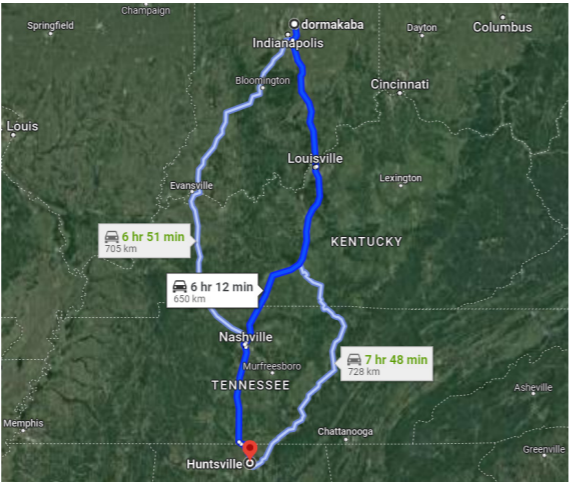
Material used (%)

■ Stainless steel ■ Steel ■ Brass ■ Paper
■ Electronics ■ Zinc



The GWP¹ across the life cycle is 201 kg CO₂e

This is similar to the CO₂ produced from a road trip with a diesel mid-range car from Indianapolis to Huntsville



¹ Carbon dioxide equivalent (CO₂e) is the universal unit of measurement to indicate the global warming potential (GWP) of each of the six greenhouse gases, expressed in terms of the GWP of one unit of carbon dioxide. It is used to evaluate releasing (or avoiding releasing) different greenhouse gases against a common basis.



Scan the QR code or click here for more information about sustainability



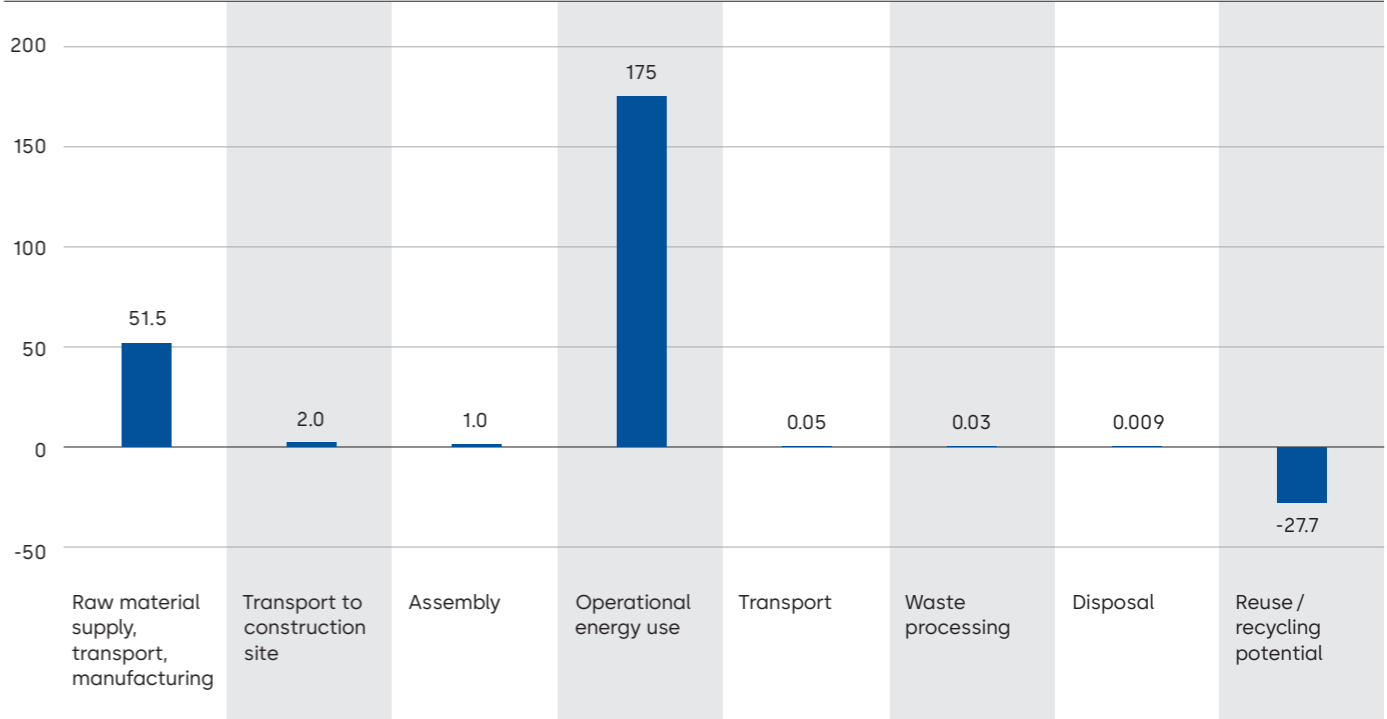
Scan the QR code or click here for more information about our sustainability product declaration.



Description

No other exit device offers the level of functionality and dependability as this Grade 1, heavy-duty exit device. Built with fewer components and in various door configurations, the Precision 2000 provides smoother operation with minimal need for maintenance. The Precision 2000's durable construction allows it to withstand high traffic and high use on a regular basis, making it particularly attractive for healthcare and education buildings.

Total Global Warming Potential per life cycle stage (kg CO₂e)



SVx 2000

Emergency escape locks

Key Figures

Lifetime per unit: 20 years
Weight per unit: 1 kg
Production location: Ennepetal, Germany

Production standards

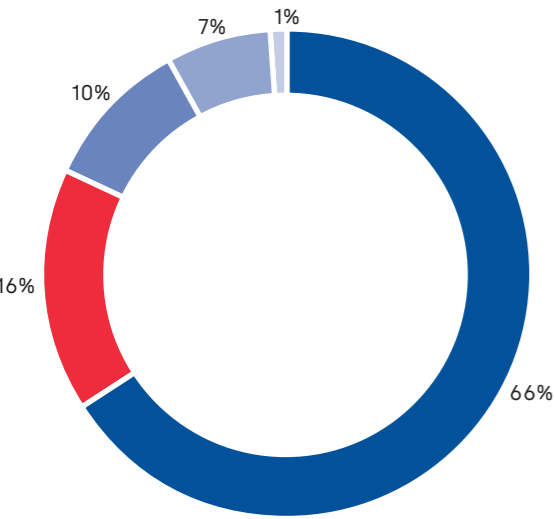
Quality	Environmental	Occupational Health & Safety	Energy	Produced with green electricity
ISO 9001 certified	ISO 14001 certified	ISO 45001 certified	ISO 50001 certified	✓

Product declarations

Environmental Product Declaration	Health Product Declaration	Building Product Declaration	SuPIM Data Sheet
✓			

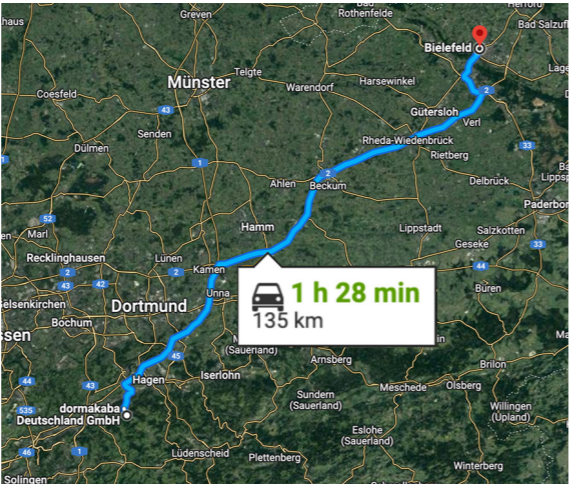
Material used (%)

Steel Stainless steel Paper
Electronics Plastic



The GWP¹ across the life cycle is 44 kg CO₂e

This is similar to the CO₂ produced from a road trip with a diesel mid-range car from Ennepetal to Bielefeld




¹ Carbon dioxide equivalent (CO₂e) is the universal unit of measurement to indicate the global warming potential (GWP) of each of the six greenhouse gases, expressed in terms of the GWP of one unit of carbon dioxide. It is used to evaluate releasing (or avoiding releasing) different greenhouse gases against a common basis.



Scan the QR code or click here for more information about sustainability



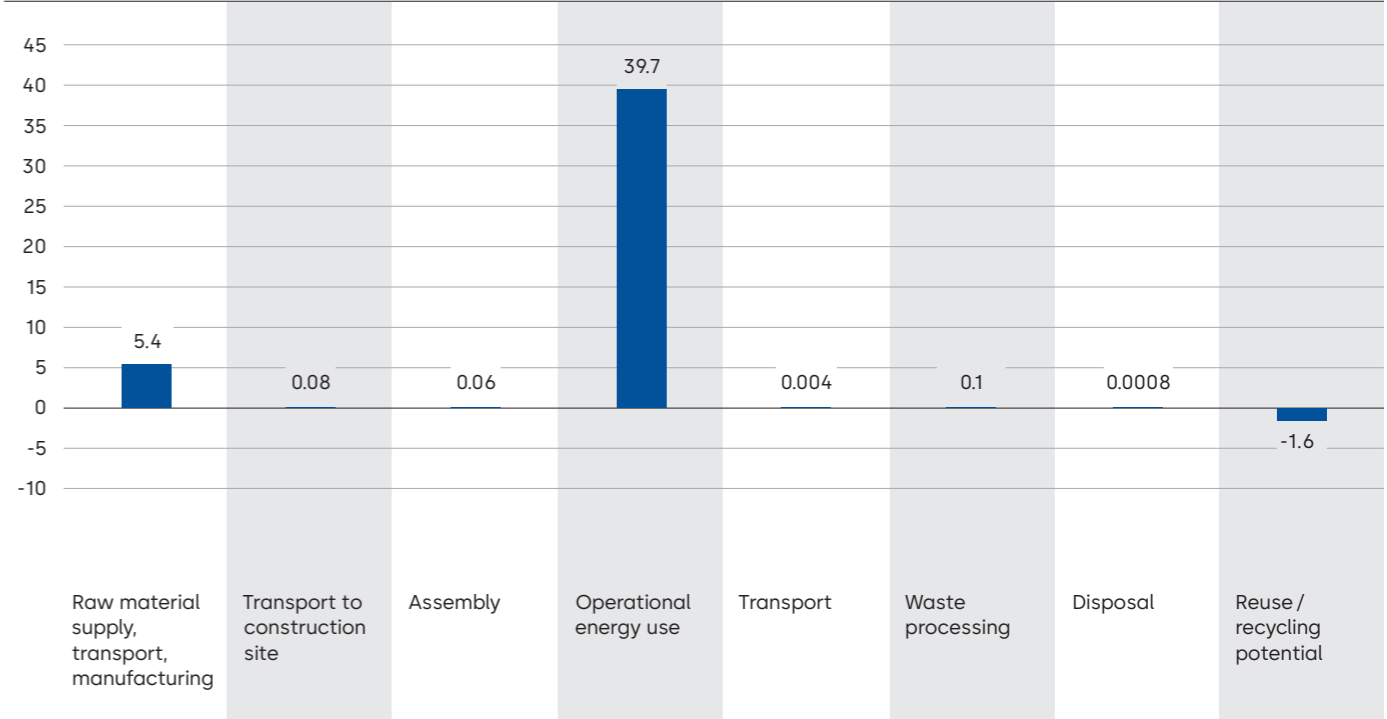
Scan the QR code or click here for more information about our sustainability product declaration.



Description

The new generation of dormakaba SVP emergency escape locks is ideally suited for use in emergency exits and escape routes, as well as in fire and smoke doors. Any door can be safely protected with the emergency escape function and the self-locking action.

Total Global Warming Potential per life cycle stage (kg CO₂e)



SVx 2000 (F) Motor locks

Key Figures

Lifetime per unit: 20 years
Weight per unit: 1 kg
Electricity use per year: 7.6 kWh
Production location: Ennepetal, Germany

Production standards

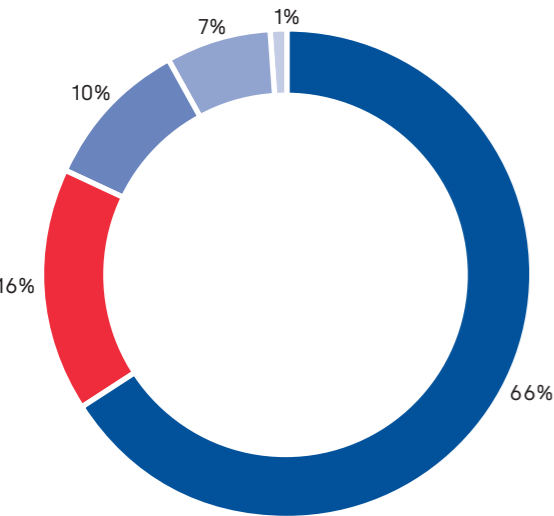
Quality	Environmental	Occupational Health & Safety	Energy	Produced with green electricity
ISO 9001 certified	ISO 14001 certified	ISO 45001 certified	ISO 50001 certified	✓

Product declarations

Environmental Product Declaration	Health Product Declaration	Building Product Declaration	SuPIM Data Sheet
✓			

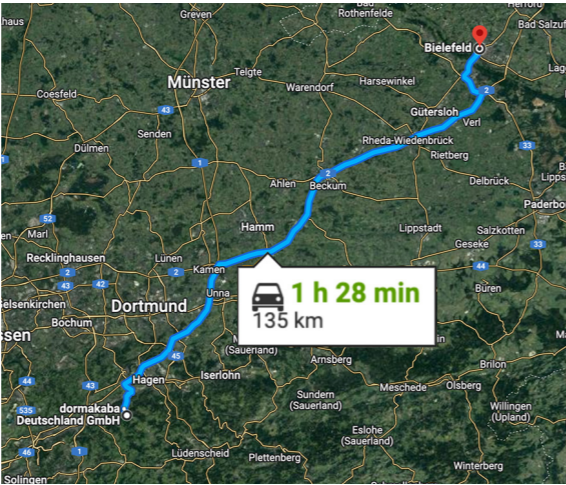
Material used (%)

Steel Stainless steel Paper
Electronics Plastic



The GWP¹ across the life cycle is 43.7 kg CO₂e

This is similar to the CO₂ produced from a road trip with a diesel mid-range car from Ennepetal to Bielefeld



¹ Carbon dioxide equivalent (CO₂e) is the universal unit of measurement to indicate the global warming potential (GWP) of each of the six greenhouse gases, expressed in terms of the GWP of one unit of carbon dioxide. It is used to evaluate releasing (or avoiding releasing) different greenhouse gases against a common basis.



Scan the QR code or click here for more information about sustainability



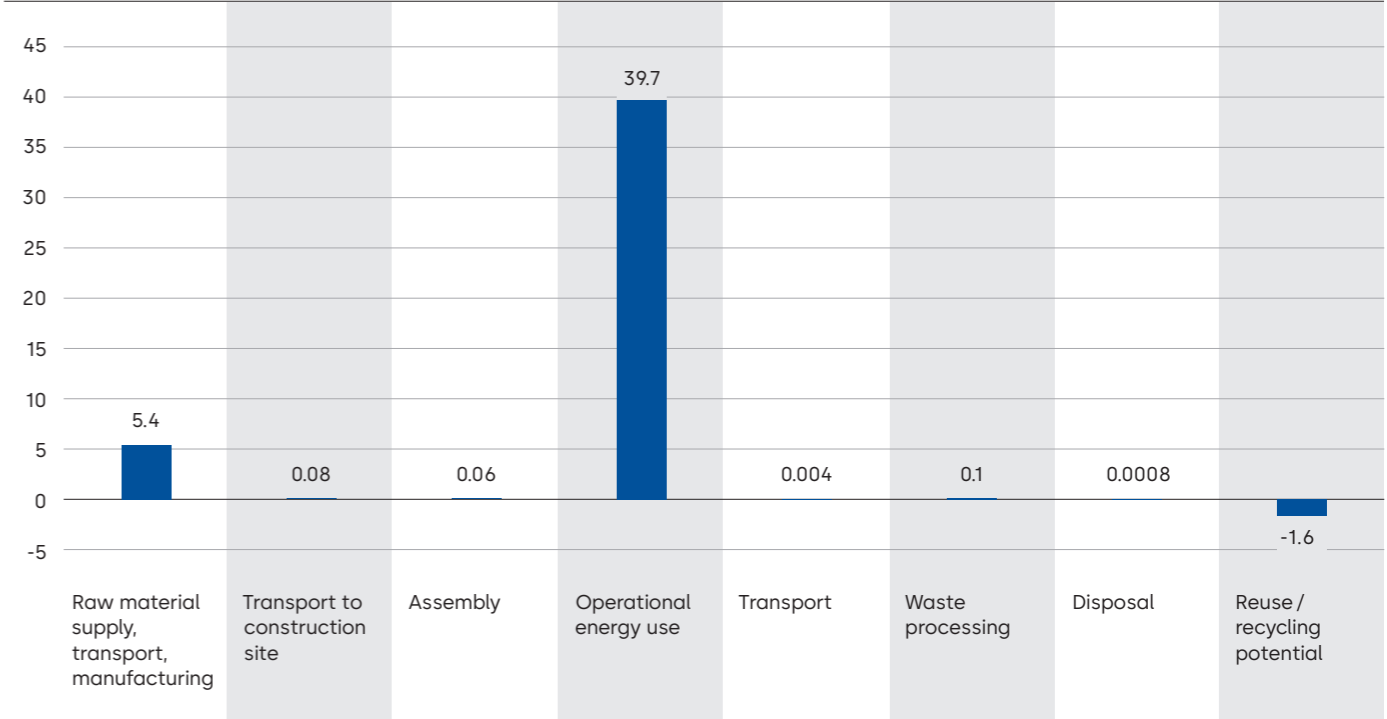
Scan the QR code or click here for more information about our sustainability product declaration.



Description

The new generation of dormakaba SVP emergency escape locks is ideally suited for use in emergency exits and scape routes, as well as in fire and smoke doors. Any door can be safely protected with the emergency escape function and the self-locking action.

Total Global Warming Potential per life cycle stage (kg CO₂e)



ace JP / ace APAC Reversible single cylinders

Key Figures

Lifetime per unit: 15 years
Weight per unit: 0.28 kg
Production location: Guangdong Province, China

Production standards

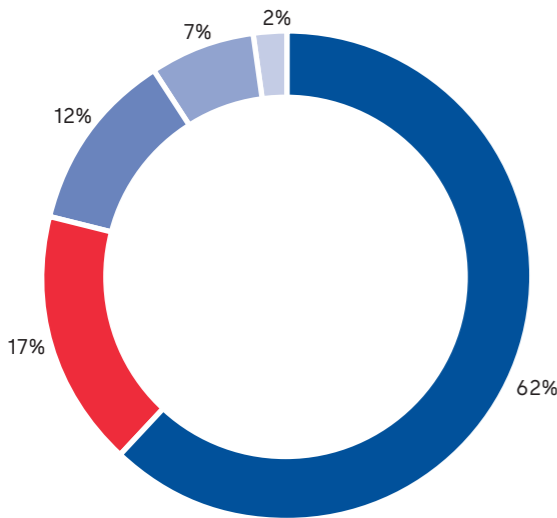
Quality	Environmental	Occupational Health & Safety	Energy	Produced with green electricity
ISO 9001 certified	ISO 14001 certified			

Product declarations

Environmental Product Declaration	Health Product Declaration	Building Product Declaration	SuPIM Data Sheet
✓			

Material used (%)

■ Zinc ■ Brass ■ Nickel Silver ■ Steel ■ Plastic



The GWP¹ across the life cycle is 0.6 kg CO₂e

This is similar to the CO₂ produced from a road trip with a diesel mid-range car from Rümlang to Zürich airport



¹ Carbon dioxide equivalent (CO₂e) is the universal unit of measurement to indicate the global warming potential (GWP) of each of the six greenhouse gases, expressed in terms of the GWP of one unit of carbon dioxide. It is used to evaluate releasing (or avoiding releasing) different greenhouse gases against a common basis.



Scan the QR code or click here for more information about sustainability



Scan the QR code or click here for more information about our sustainability product declaration.



Description

ace JP is patented, reversible master key system representing the premium segment. The patent offers legal protection against commercial imitation. Duplicate keys are only made by dormakaba itself or by authorized partners and requires identification by means of a security card.

Total Global Warming Potential per life cycle stage (kg CO₂e)



penta, quattro, gemini, expert and matrix

Reversible double cylinders

Key Figures

Lifetime per unit: 15 years
Weight per unit: 0.27 kg
Production location: Eggenburg, Austria

Production standards

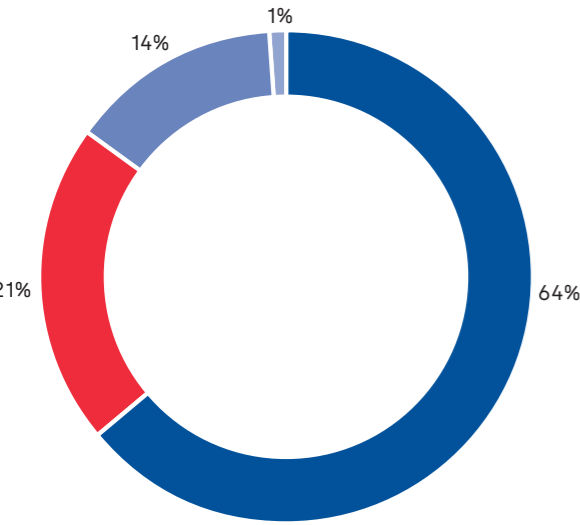
Quality	Environmental	Occupational Health & Safety	Energy	Produced with green electricity
ISO 9001 certified	ISO 14001 certified	ISO 45001 certified		✓

Product declarations

Environmental Product Declaration	Health Product Declaration	Building Product Declaration	SuPIM Data Sheet
✓			

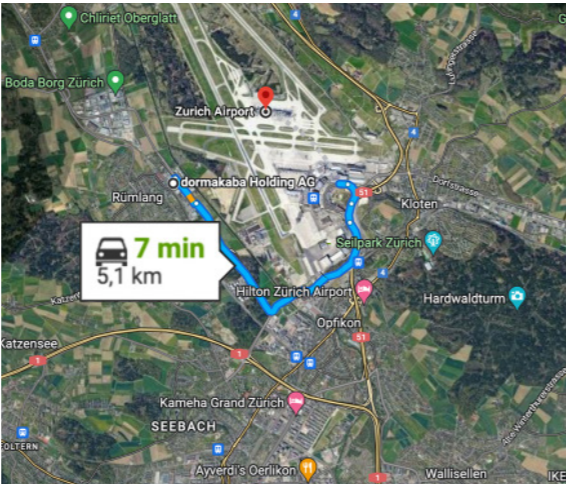
Material used (%)

■ Brass ■ Steel ■ Nickel silver ■ Plastic



The GWP¹ across the life cycle is 0.45 kg CO₂e

This is similar to the CO₂ produced from a road trip with a diesel mid-range car from Rümlang to Zürich airport



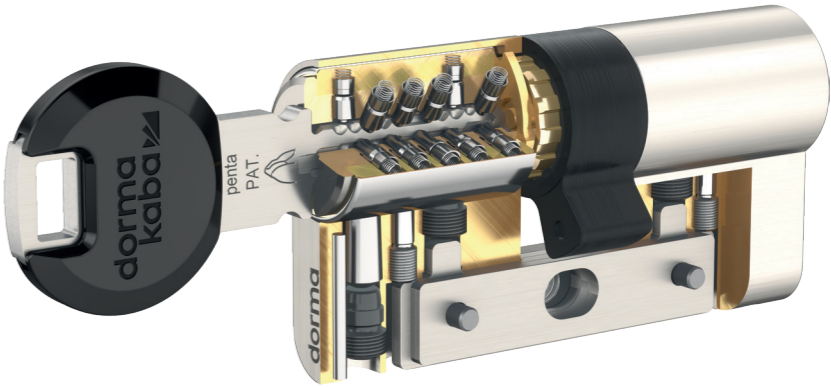
¹ Carbon dioxide equivalent (CO₂e) is the universal unit of measurement to indicate the global warming potential (GWP) of each of the six greenhouse gases, expressed in terms of the GWP of one unit of carbon dioxide. It is used to evaluate releasing (or avoiding releasing) different greenhouse gases against a common basis.



Scan the QR code or click here for more information about sustainability



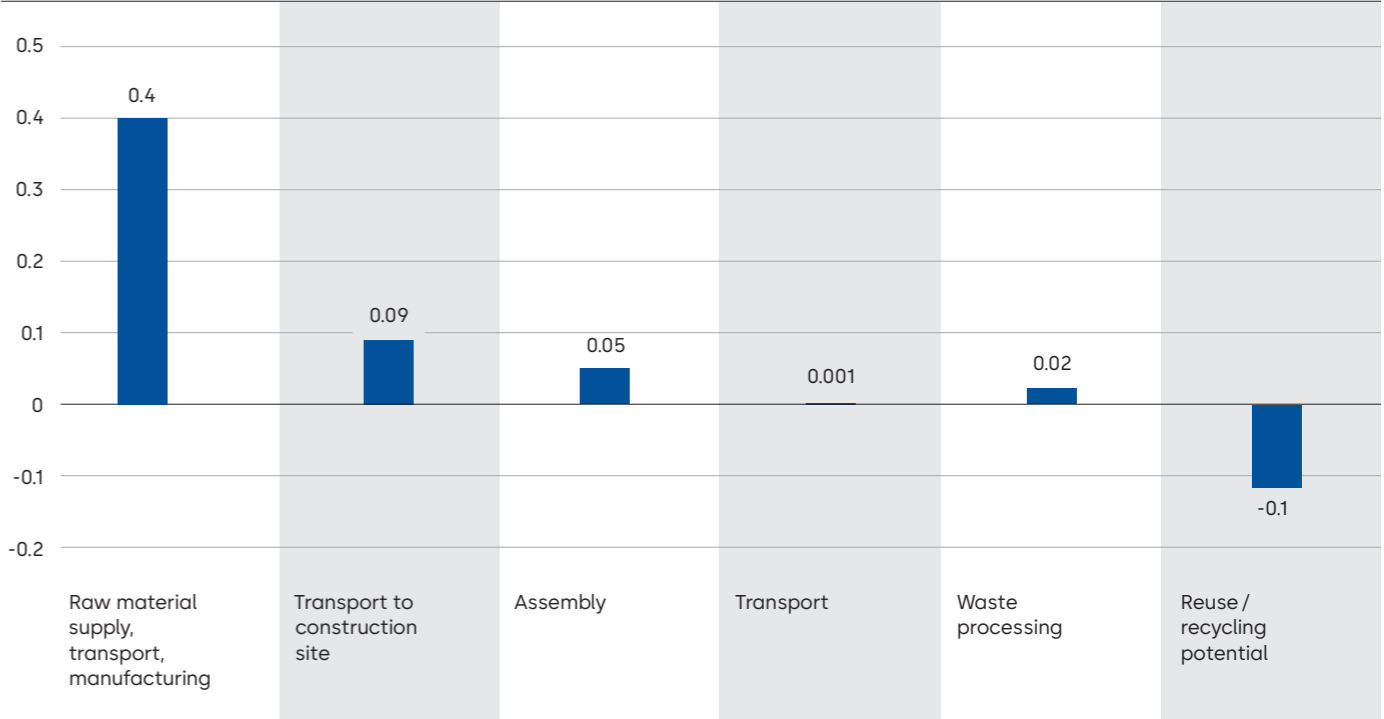
Scan the QR code or click here for more information about our sustainability product declaration.



Description

penta cross (K90), penta (K84), quattro plus (K85), gemini plus (K87), expert cross (K89), expert plus (K83) and matrix plus (K86) are patented, reversible master key systems representing the premium segment. The patent offers legal protection against commercial imitation. Duplicate keys are only made by dormakaba itself or by authorized partners and require identification by means of a security card.

Total Global Warming Potential per life cycle stage (kg CO₂e)



pextra Q, pextra+, pextra, AP 2000

Serrated double cylinders

Key Figures

Lifetime per unit: 15 years
Weight per unit: 0.26 kg
Production location: Herzogenburg, Austria

Production standards

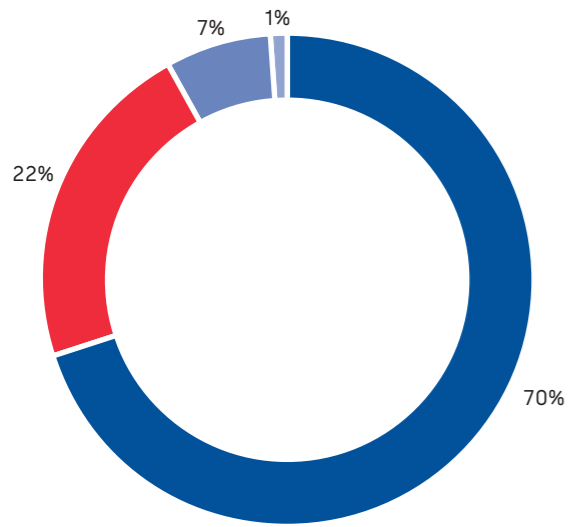
Quality	Environmental	Occupational Health & Safety	Energy	Produced with green electricity
ISO 9001 certified	ISO 14001 certified	ISO 45001 certified		

Product declarations

Environmental Product Declaration	Health Product Declaration	Building Product Declaration	SuPIM Data Sheet
✓			

Material used (%)

■ Brass ■ Nickel silver ■ Steel ■ Plastic



The GWP¹ across the life cycle is 0.7 kg CO₂e

This is similar to the CO₂ produced from a road trip with a diesel mid-range car from Rümlang to Zürich airport



¹ Carbon dioxide equivalent (CO₂e) is the universal unit of measurement to indicate the global warming potential (GWP) of each of the six greenhouse gases, expressed in terms of the GWP of one unit of carbon dioxide. It is used to evaluate releasing (or avoiding releasing) different greenhouse gases against a common basis.



Scan the QR code or click here for more information about sustainability



Scan the QR code or click here for more information about our sustainability product declaration.



Description

pextra+, pextra Q, pextra and AP2000 are serrated master key systems representing the high-quality segment. Furthermore, pextra+, pextra Q and pextra are patented and offer legal protection against commercial imitation. Duplicate keys are only made by dormakaba itself or by authorized partners and require identification by means of a security card.

Total Global Warming Potential per life cycle stage (kg CO₂e)



star cross / star / 20 / 8

Double cylinders

Key Figures

Lifetime per unit: 15 years
Weight per unit: 0.26 kg
Production location: Wetzikon, Switzerland

Production standards

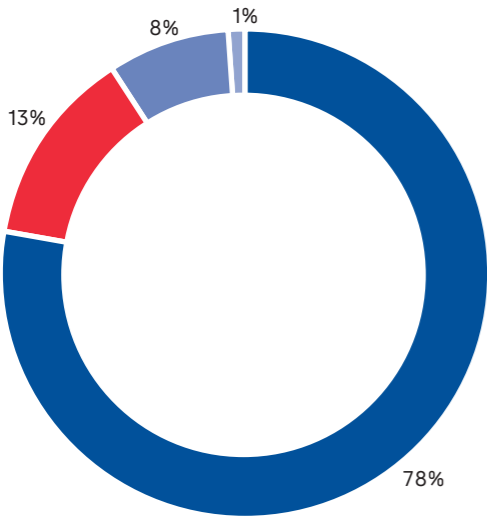
Quality	Environmental	Occupational Health & Safety	Energy	Produced with green electricity
ISO 9001 certified	ISO 14001 certified	ISO 45001 certified		

Product declarations

Environmental Product Declaration	Health Product Declaration	Building Product Declaration	SuPIM Data Sheet
✓			

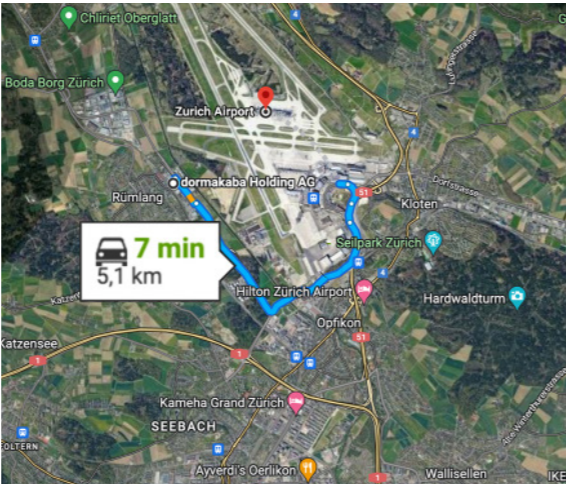
Material used (%)

■ Brass ■ Steel ■ Nickel silver ■ Plastic



The GWP¹ across the life cycle is 0.4 kg CO₂e

This is similar to the CO₂ produced from a road trip with a diesel mid-range car from Rümlang to Zürich airport




¹ Carbon dioxide equivalent (CO₂e) is the universal unit of measurement to indicate the global warming potential (GWP) of each of the six greenhouse gases, expressed in terms of the GWP of one unit of carbon dioxide. It is used to evaluate releasing (or avoiding releasing) different greenhouse gases against a common basis.



Scan the QR code or click here for more information about sustainability



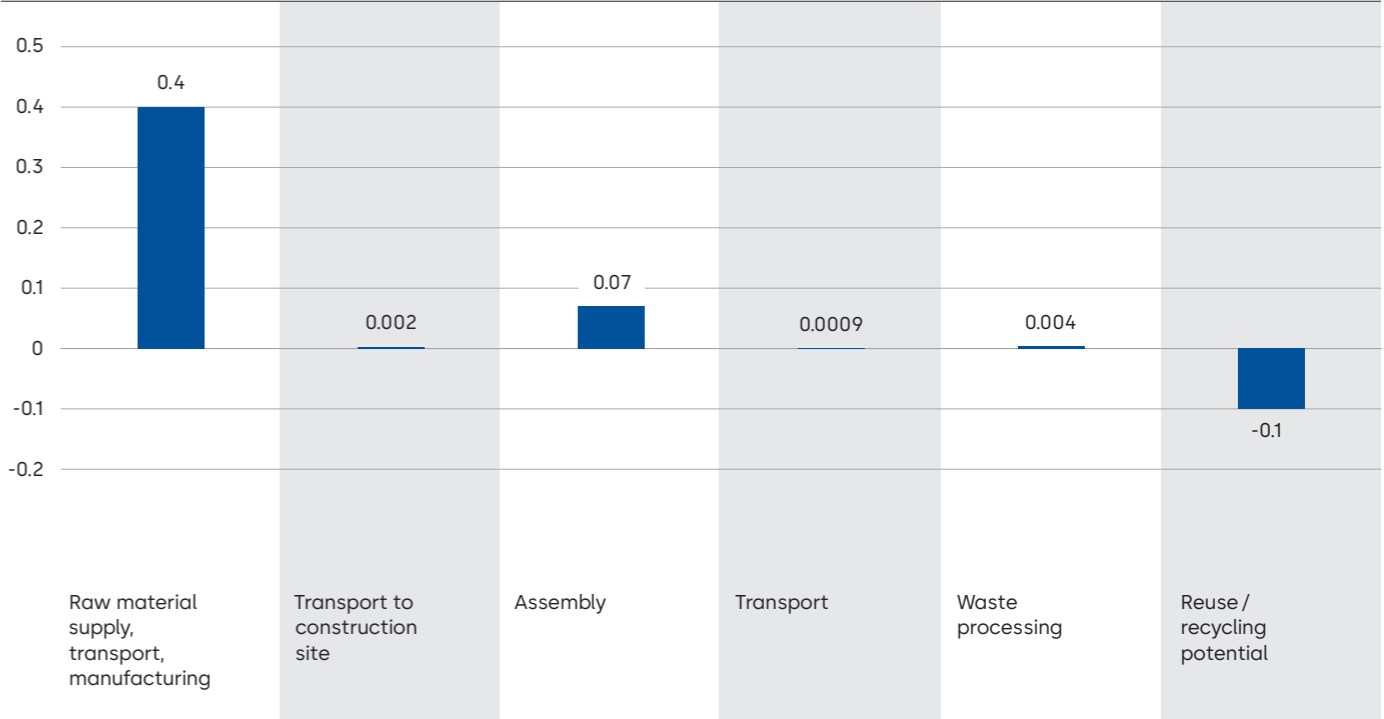
Scan the QR code or click here for more information about our sustainability product declaration.



Description

star is the most advanced patented master key system. It offers legal protection against commercial imitation. The registration of individual locking system, and master key system with dormakaba ensures that keys cannot be ordered without authorization. Extensions or single parts can be ordered as required.

Total Global Warming Potential per life cycle stage (kg CO₂e)



star plus, neo and primo

Reversible single cylinders

Key Figures

Lifetime per unit: 15 years
Weight per unit: 0.45 kg
Production location: Yokohama, Japan

Production standards

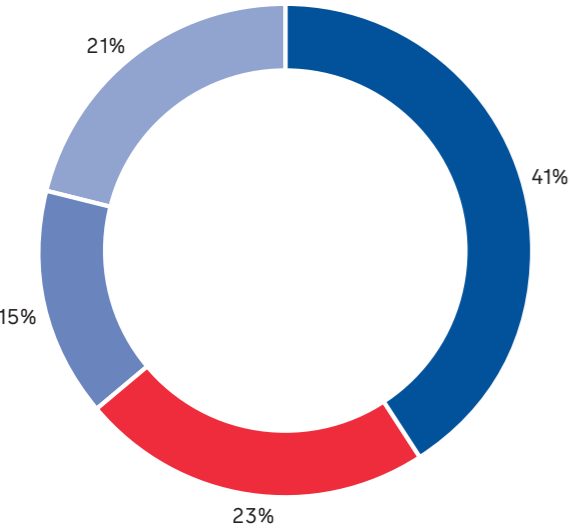
Quality	Environmental	Occupational Health & Safety	Energy	Produced with green electricity

Product declarations

Environmental Product Declaration	Health Product Declaration	Building Product Declaration	SuPIM Data Sheet
✓			

Material used (%)

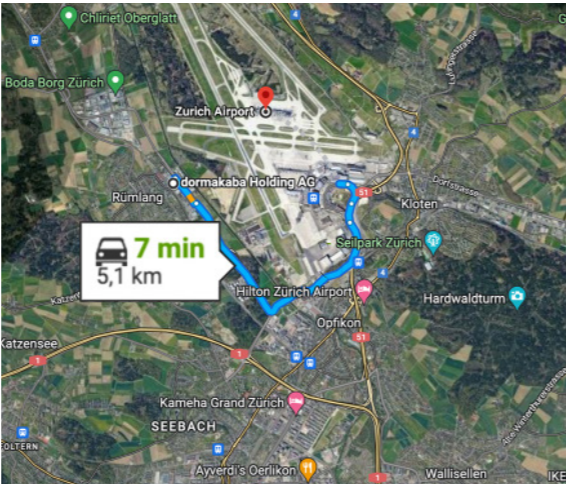
■ Brass ■ Steel ■ Nickel silver ■ Plastic



¹ Carbon dioxide equivalent (CO₂e) is the universal unit of measurement to indicate the global warming potential (GWP) of each of the six greenhouse gases, expressed in terms of the GWP of one unit of carbon dioxide. It is used to evaluate releasing (or avoiding releasing) different greenhouse gases against a common basis.

The GWP¹ across the life cycle is 1.55 kg CO₂e

This is similar to the CO₂ produced from a road trip with a diesel mid-range car from Rümlang to Zürich airport



Scan the QR code or click here for more information about sustainability



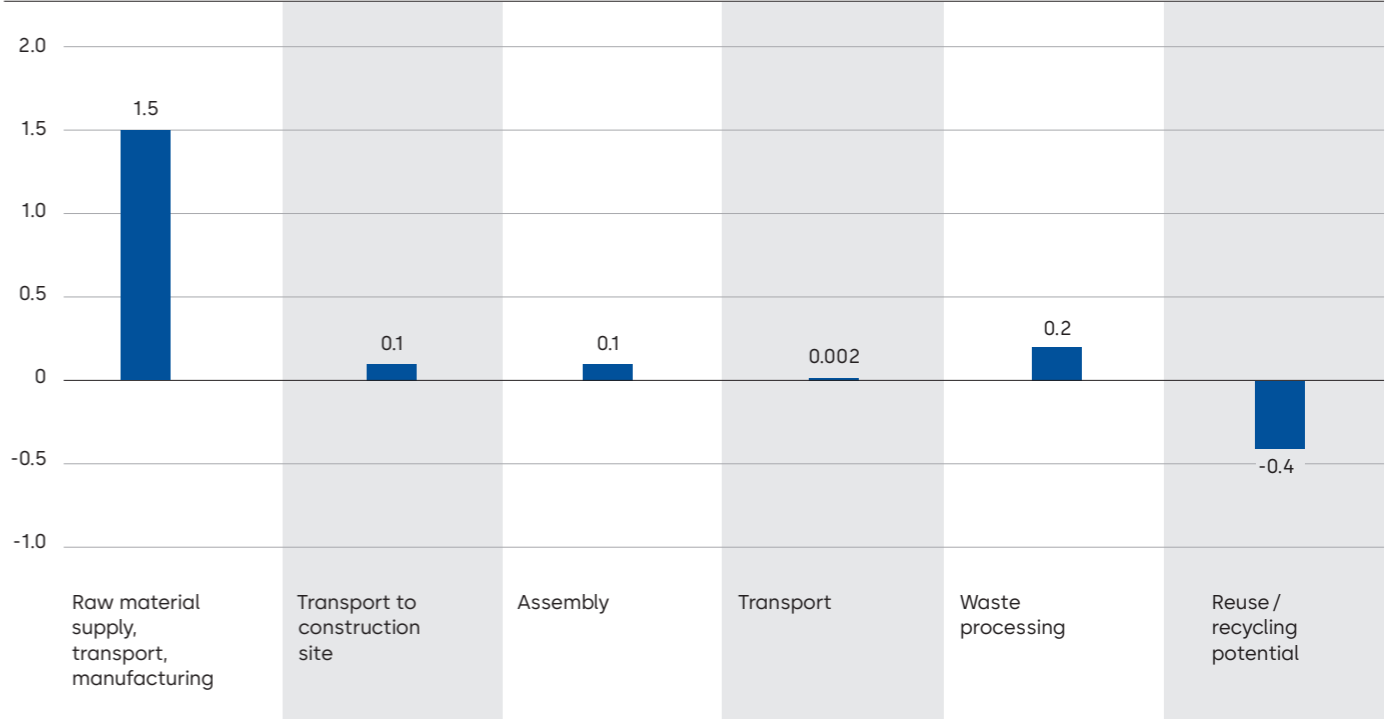
Scan the QR code or click here for more information about our sustainability product declaration.



Description

star plus, neo and primo are mechanical key systems. They offer legal protection against commercial imitation. The registration of individual locking systems, and master key systems with dormakaba ensure that keys cannot be ordered without authorization. The systems can be used in both the private sector as well as for large and complex buildings with high security requirements. star plus, neo and primo can be equipped with RFID transponder for integration in electronic access systems from dormakaba.

Total Global Warming Potential per life cycle stage (kg CO₂e)



Gain insights into the world of access

Offering a great selection of articles discussing the latest trends and topics in the industry.

Our experts are dedicated to exploring the most engaging stories about topics that shape the Access Industry. Topics that matter – from demographic changes, through the latest technological advancements to realizing the most incredible architectural visions.



blog.dormakaba.com

About dormakaba Group

dormakaba is a leading global provider in the access solutions market. The company reimagines access by setting industry standards for smart systems and sustainable solutions across the lifecycle of a building. Around 16,000 employees worldwide provide their expertise to a growing customer base in more than 130 countries.

dormakaba supports its customers with a broad, innovative portfolio of integrated access products, solutions and services that easily fit into building ecosystems to create safe, secure and sustainable places where people can move around seamlessly.

dormakaba is listed on the SIX Swiss Exchange and is headquartered in Rümlang near Zurich (Switzerland). It generated a turnover of CHF 2.8 billion in financial year 2021/22.

SIX Swiss Exchange: DOKA

dormakaba Holding AG
Hofwisenstrasse 24
8153 Rümlang, Switzerland

T: +41 44 818 90 11
info@dormakaba.com
dormakabagroup.com



dormakabagroup.com/en