


Genesis

field guide
for KIDS

3 - 6 years old



Genesis



FOR PARENTS

explain It

WHAT?

IN KID FRIENDLY LANGUAGE SO YOU CAN
EXPLAIN TO YOUR KID(S)

Genesis is the first book in the Bible, and it's the beginning of the most amazing story ever told. And guess what? YOU are a part of that story. This is where OUR story begins!

In Genesis, God created the whole world and everything in it. And it was GOOD. There was nothing sad, and there was no crying, no hurt, and no boo-boos. Everything was more perfect than we can even imagine!

Genesis teaches us what went wrong. Sadness, anger and hurt entered the world, because people decided to make bad choices. But even though things go wrong, and we make bad choices, God is still perfect, and he loves us! We learn about how he makes promises to his people, and how he always takes care of us and loves us SO much

WHO?

IN KID FRIENDLY LANGUAGE


Genesis was written by Moses and in it we learn about people who are in God's family and a part of the most incredible story, just like you! People like Adam, Eve, Noah, Abraham, Isaac, Jacob and Joseph.

WHEN?

IN KID FRIENDLY LANGUAGE

The stories in Genesis cover the longest time span of any book in the Bible.
(4004 BC to 1805 BC)

Genesis covers lots of beginnings.
The beginning of: the world, people, life, family and language.



Genesis



FOR PARENTS

story break down


Creation
Genesis 1-2



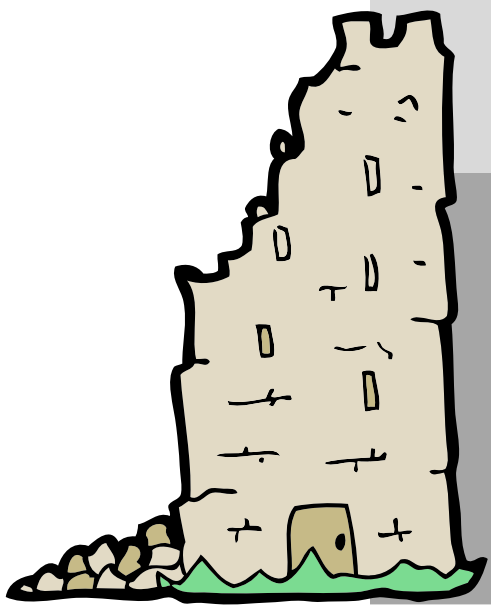
The Fall
Genesis 3



Noah
Genesis 4-10




Tower of Babel
Genesis 11



Abraham & Sarah
Genesis 12-18



Isaac
Genesis 19-23




Isaac & Rebekah
Genesis 24




Jacob & Esau
Genesis 25-27



Rachel & Leah
Genesis 28-29



Jacob Wrestles God
Genesis 30-32



Joseph
Genesis 33-45



Jacob goes to Egypt
Genesis 46-50





Genesis



FOR PARENTS

field guide tutorial

what it's for

This field guide is a tool to help YOU have conversations about the Bible. This will help equip, guide and empower you to read and to ask the questions that lead to your child's deeper understanding of The Bible.

using it

If something in this field guide will not work for your child, skip it! If you want to add something, DO IT! This is NOT about checking a box. This IS about exploring the Bible with your kid(s). It IS about learning truth together. It IS about feeling equipped and ready to parent your child(ren).

step by step

Here is a quick explanation of the format and how to best utilize this resource to help your kids explore the Bible:

step 1

Start at the reading plan. Read the chapter(s) for that week. Too long? Break it into multiple days


step 2

The reading is broken into 6 weeks. After you finish the reading each week, let your child color in the checkbox on the reading plan.

step 3

All 6 weeks have resources for you to continue the conversation, play and connect further with your child. There are also 2 activity pages for your child each week.

Scan the QR codes to watch the God Story video



Genesis



TO DO TOGETHER

reading plan

We recommend reading with your child from The Jesus Storybook Bible. If you don't have one let us know and we will send you one!

week 1

creation & the fall

Genesis
1 - 3

Storybook Bible
Pages 18 - 47



week 2

noah

Genesis
6 - 9

Storybook Bible
Pages 38 - 47



week 3

tower of babel

Genesis
11

Storybook Bible
Pages 48 - 55



week 4

abraham

Genesis
12 - 22

Storybook Bible
Pages 56 - 69



week 5

rachel & leah

Genesis
29 - 30

Storybook Bible
Pages 70 - 75




week 6

joseph


Genesis
37 - 46

Storybook Bible
Pages 76 - 83





Genesis



KID SUMMARY

Week 1
CREATION & THE FALL

1



God created the world and everything in it! He said it was good.

2

His favorite creation was people! He called people VERY good.



3

Adam and Eve had the perfect life in the perfect home. God gave them 1 rule.



4



Adam and Eve disobeyed God. They ate from the tree God had told them not to eat the fruit from.

5




They were kicked out of the garden and the world was not perfect anymore. People were separated from God.


6

God promised to rescue people so they wouldn't be separated from him forever.





Genesis



TO DO TOGETHER

Week 1
CREATION & THE FALL

MOVE

USE THESE MOTIONS TO TALK ABOUT WHAT GOD CREATED

1



Make a big round "world" with your arms

In the beginning, God made the world world and everything in it, and it was good.

2

Pretend to swim In the water

God made all the water in the oceans, rivers and lakes. Pretend to swim In the water!



3

Pat the dirt on the ground

God made all the dirt and the trees and the flowers. Pat the ground and pretend to feel the dirt in your hands.



4



Pretend to fly and tweet like a bird

God made all kinds of animals, like birds! Pretend to flap your wings and fly like a bird.

5



Hold up 2 fingers

God made 2 people, Adam and Eve. They got to live in a beautiful garden and walk and talk with God. God called his creation of people VERY GOOD.

TALK

ASK & ANSWER THESE QUESTIONS WITH YOUR CHILD TO CONTINUE THE CONVERSATION

- What is your favorite thing that God created?
- What was different about how God created people?
- What does it mean to trust God? What would it be like to walk and talk to God like Adam and Eve did?
- Imagine living in the Garden of Eden. What's your favorite part of living there?

PLAY

USE PLAY TO CONNECT WITH YOUR CHILD SPECIFICALLY ABOUT THE STORY

There were lots of animals on the ark. Make each of the sounds and ask your child what animal you are pretending to be. Let them make animal sounds and you guess!

- Meow - Cat
- Bark - Dog
- Moo - Cow
- Blub - Fish
- Roar - Lion
- Ssssss - Snake
- Baaaa - Sheep
- Quack - Duck
- Cluck Cluck - Chicken
- Oink Oink - Pig
- Deep Roar - Dinosaur




Genesis



ACTIVITY PAGES

Week 1
CREATION & THE FALL






Genesis




ACTIVITY PAGES

week 1
CREATION & THE FALL



Tell me about creation.
What did God make?

Read more about prayer in Genesis 1!



Genesis




ACTIVITY PAGES

Week 1
CREATION & THE FALL

Find the Animal

INSTRUCTIONS: Draw a line from the animal at the bottom of the page to its shape in the picture.





Genesis




KID SUMMARY week 2 NOAH


1 Noah was a good man who loved and obeyed God




2 God told Noah to build an ark





3 Noah put his family and 2 of every animal on the ark



4 It rained for 40 days and 40 nights. The earth was covered with water!




5 Noah sent out a dove 3 times. The third time the dove found dry land.



6 After getting off the ark Noah prayed to God and thanked him for keeping his family safe. God sent a rainbow as a promise he'd never flood the earth again.





Genesis



TO DO TOGETHER
week 2
NOAH

MOVE

USE THESE MOTIONS TO TALK ABOUT WHAT GOD CREATED



Whisper Noah!

Noah is who built the ark



Make a heart with your hands

Noah loved God so much even when no one else did.



Rock back and forth in a pretend boat.

When God sent water to cover the entire earth, he kept Noah safe in a boat.



Point to yourself and then hug yourself

God took care of Noah and he takes care of me too!

TALK

ASK & ANSWER THESE QUESTIONS WITH YOUR CHILD TO CONTINUE THE CONVERSATION

- Tell me about Noah!
- What did God ask Noah to build?
- What did God tell Noah to put inside the boat?
- Did God take care of Noah? How does he take care of us?
- What happened after Noah obeyed God and built the ark?
- Has anyone ever messed up something you made? What happened? How did it make you feel?
- If you were stuck in an ark for 40 days and 40 nights what would you do all day long for fun?

PLAY

USE PLAY TO CONNECT WITH YOUR CHILD SPECIFICALLY ABOUT THE STORY

SUPPLIES: PLAY - DOH

Use play-doh to create things just like God made the world and everything in it!


- God created the whole earth. Make a big ball, like the earth!
- God created the dirt. Pat your play-dough down flat like it's the ground!
- God created fish. Make a fish!
- God created animals. Make your favorite animal.
- God created bugs. Make some tiny little bugs!



Genesis




ACTIVITY PAGES
week 2
NOAH



Tell me about Noah.
How did God rescue Noah?

Read more about this story in Genesis 5-9.



Genesis


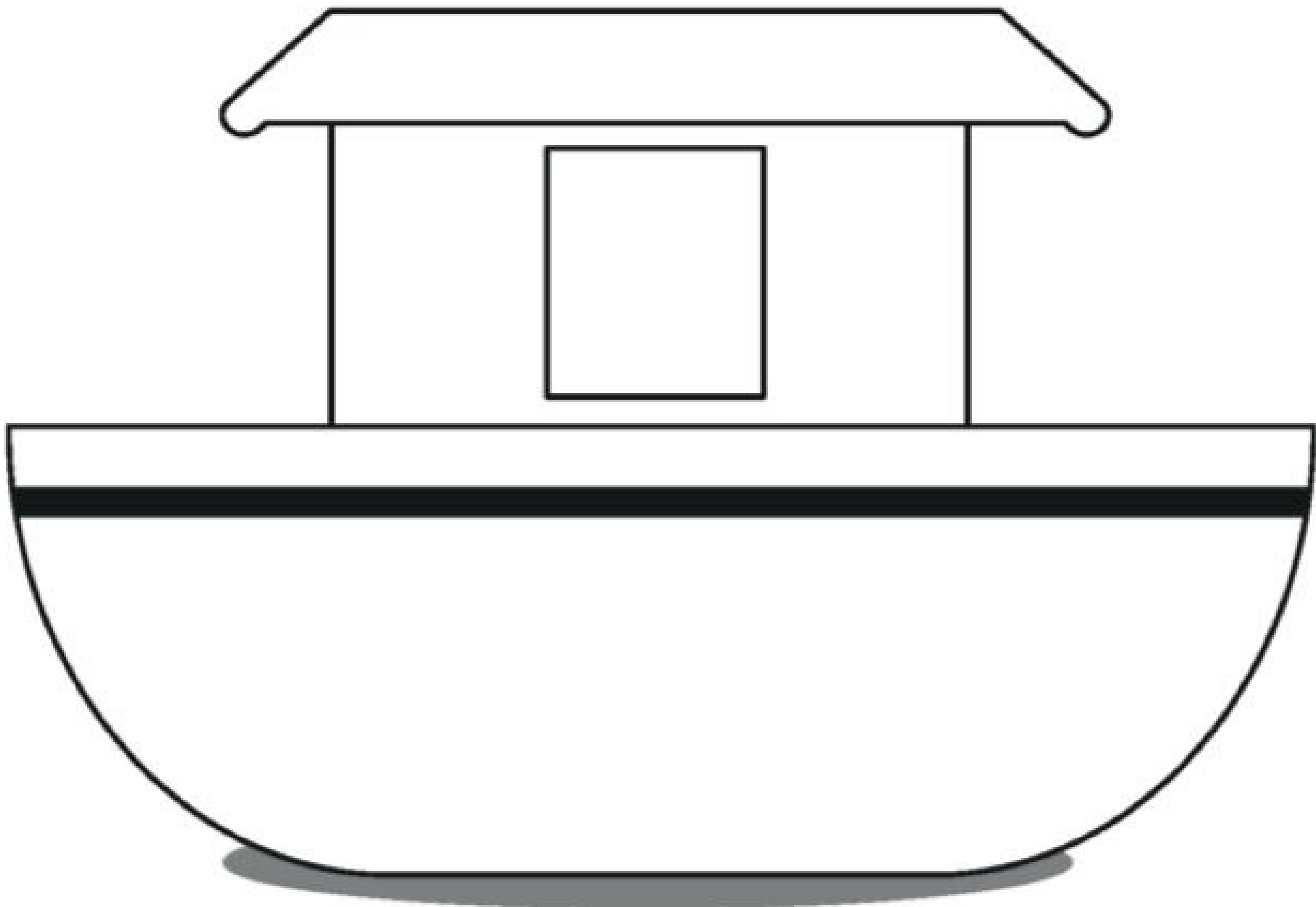



ACTIVITY PAGES
week 2
NOAH

Bible Pathway
Adventures

Place the animals on the Ark

Cut out the animals and glue them onto the Ark.





Genesis



KID SUMMARY

week 3

TOWER OF BABEL


1

People all spoke the same language and loved each other.



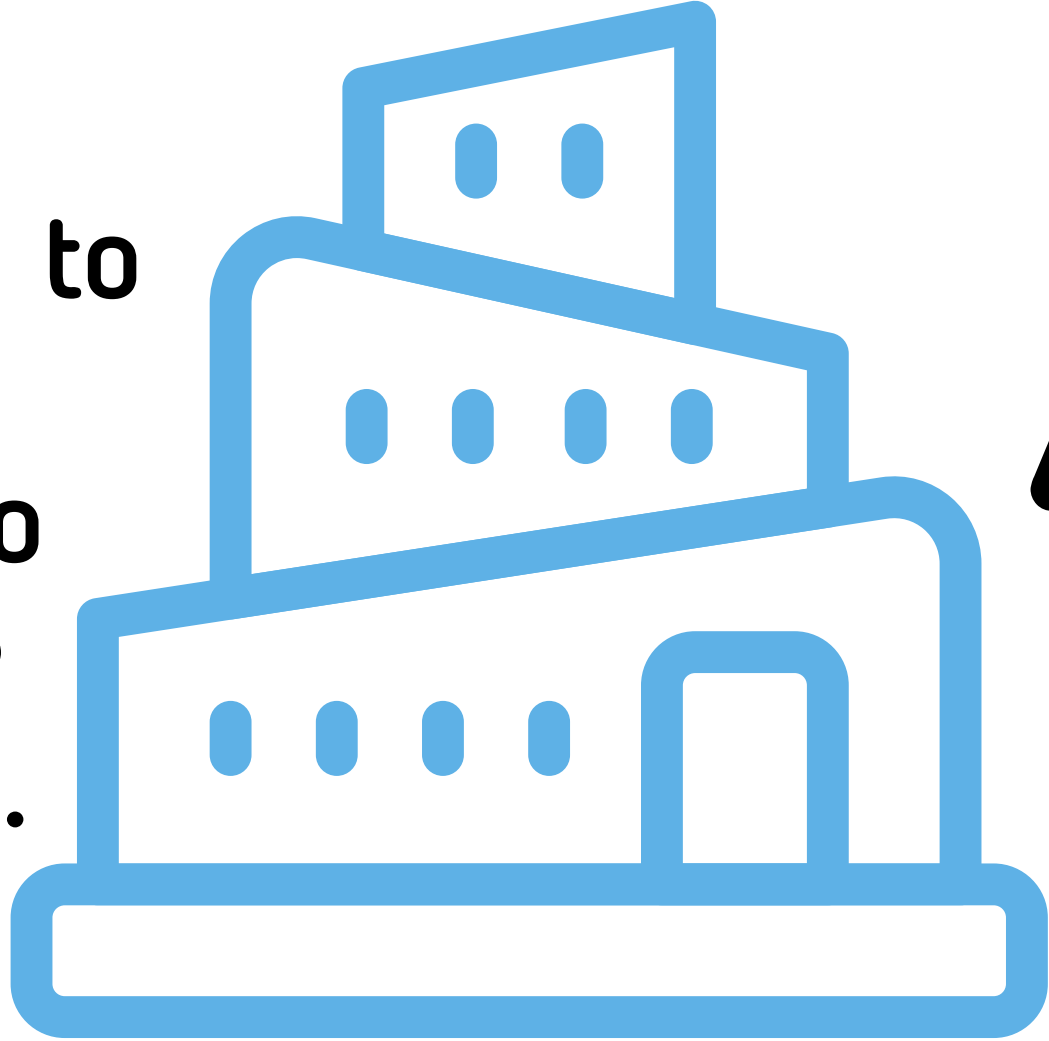
2

People started caring only about themselves.




3

People decided to build a tower to become famous.



4

God was angry at the people for not following him.



5

God mixed up everyone's language. People couldn't understand each other



6

God scattered the people across the earth. They couldn't build the tower anymore.





Genesis



TO DO TOGETHER

week 3
TOWER OF BABEL

MOVE

USE THESE MOTIONS TO TALK ABOUT WHAT GOD CREATED

1



Make your body as tall as possible!

The people wanted to make a really big tower!

2



Make your best sad and angry face!

God is sad and angry because the people don't think they need his help.

3



Make a confused face.

God mixed up everyone's words. The people building the tower couldn't understand each other.

4



Give a thumbs up and raise your hand.

God wants us to ask him for help! Just like he wanted the people building the tower to ask for help.

TALK

ASK & ANSWER THESE QUESTIONS WITH YOUR CHILD TO CONTINUE THE CONVERSATION

- Why did people build a tower?
- What did God think of the tower?
- What did God do to the people's language?
- Did the people try to build the tower all by themselves or did they ask for help?
- How did God stop the tower?
- What is something you need help with? Do you want to pray together and ask God to help?

PLAY


USE PLAY TO CONNECT WITH YOUR CHILD SPECIFICALLY ABOUT THE STORY

See how tall you can make a tower out of cups or blocks. Just like the people who built the Tower of Babel!

SUPPLIES: BUILDING MATERIALS (DISPOSABLE CUPS, LEGOS, MEGABLOCKS, ETC)

Pick a building material (examples above) and work together with your child to see how tall you can make your tower.

- Depending on the age of your child you can switch things up by:
 - race and see who can build the tallest tower before it falls down
 - see if you can build a tower taller when talking to each other and helping each other or with no words




Genesis




ACTIVITY PAGES

week 3

TOWER OF BABEL





Genesis




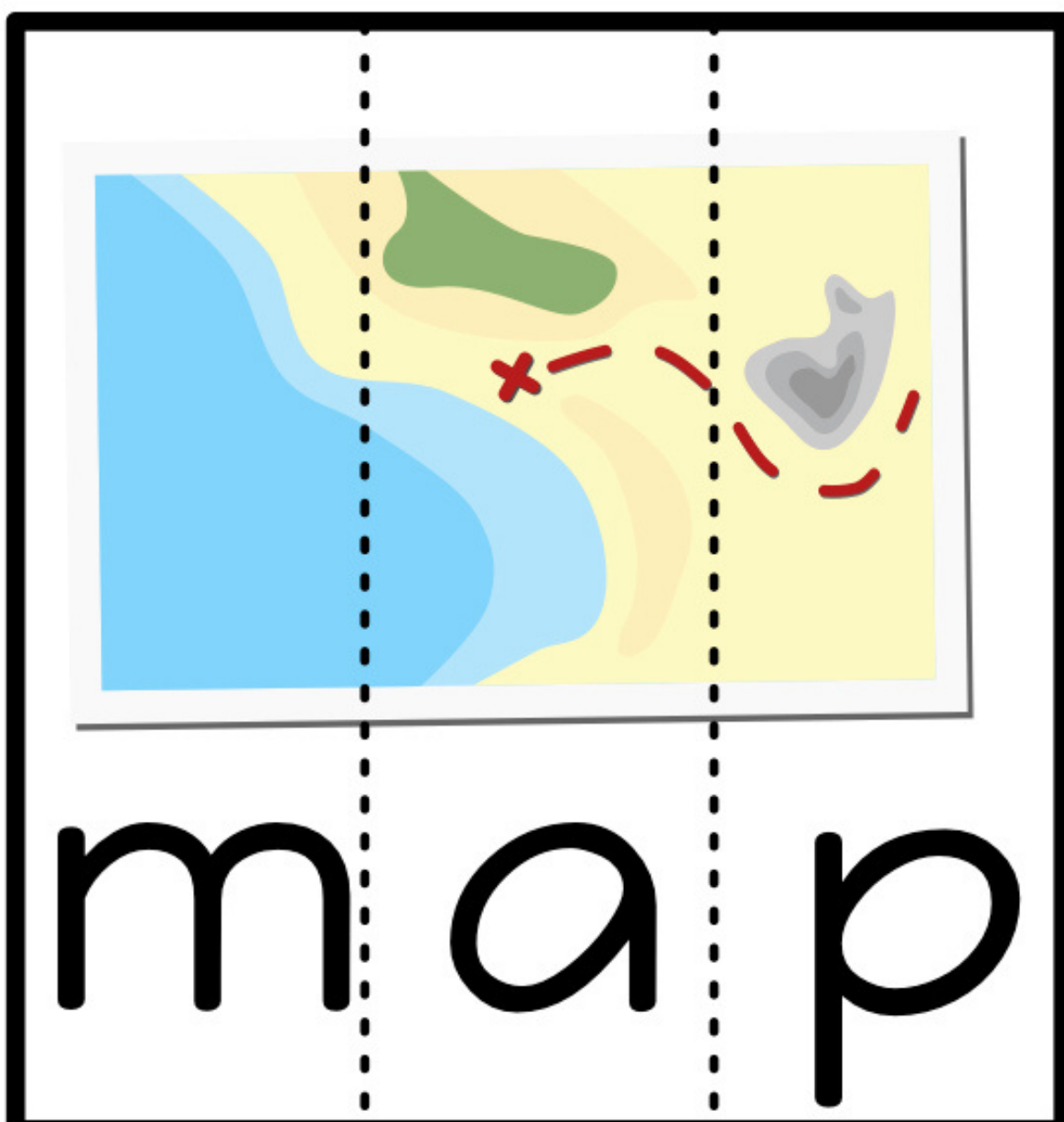


ACTIVITY PAGES


week 3

TOWER OF BABEL


Mixed up words

God mixed up the words of the people building the tower of Babel so that they could not understand each other.
Cut out and rearrange the letters to make the words.






Genesis




KID SUMMARY

Week 4
ABRAHAM

1 Abraham and Sarah wanted a baby but they were very old.




2 God promised them they would have a big family.




3 Abraham and Sarah trusted God.




4 Abraham and Sarah waited for a very long time.




5 Abraham and Sarah finally had a baby boy!



6 God kept his promise. They had more kids and their kids had kids. Their family was HUGE!





Genesis



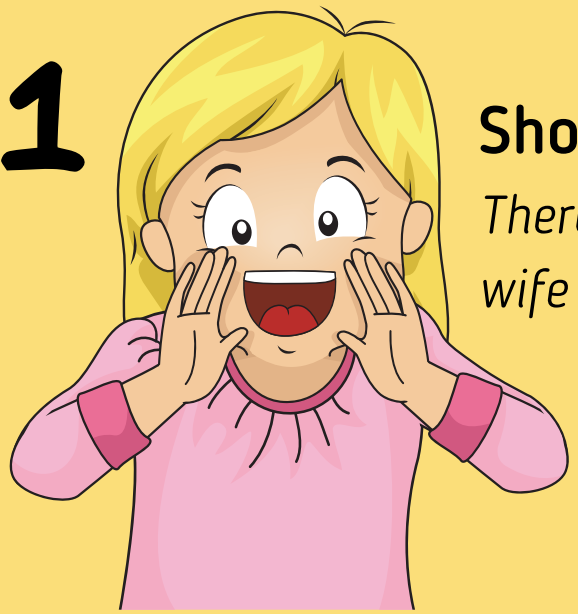
TO DO TOGETHER

Week 4
ABRAHAM

MOVE

USE THESE MOTIONS TO TALK ABOUT WHAT GOD CREATED


1



Shout Abraham and Sarah!

There was a husband named Abraham and a wife named Sarah!

2



Pretend to rock a baby.

God is sad and angry because the people don't think they need his help.

3



Give a big thumbs up.

God promised them they would have a baby!

4



Jump up and down and shout YAY!!!

They waited and waited and waited and then, God gave them a baby!

TALK

ASK & ANSWER THESE QUESTIONS WITH YOUR CHILD TO CONTINUE THE CONVERSATION

- Did God give a baby to Sarah and Abraham? Did they have a baby right away or did they have to wait?
- What is something you have had to wait for?
- Did God take care of Sarah and Abraham?
- Does God take care of us? How does God take care of you?
- Did God give Abraham and Sarah a big family or a small family?

PLAY

USE PLAY TO CONNECT WITH YOUR CHILD SPECIFICALLY ABOUT THE STORY


God always keeps his promises! God kept his promise to Sarah and Abraham to give them a baby even though it took a very long time he kept his promise that they would have a HUGE family. Keeping a promise is when you do what you say you'll do.

Let's play a game to practice keeping our promises:

- Say, we will jump backwards!
 - jump backwards
- Say, we will spin around!
 - spin around
- Say, we will touch our knees!
 - touch your knees

Sometimes we can't keep our promises right away. It might take a LONG time to keep a promise. Let's do some things that take a little longer:

- Say, Touch your knees and count to 5
 - touch knees and count slowly to 5
- Say, Touch your head and count to 3
 - touch head and count slowly to 3
- Say, Reach your hands up as high as you can and count to 7
 - reach and count slowly to 7




Genesis




ACTIVITY PAGES

week 4
ABRAHAM



Tell me about Abraham and Sarah.
What promise did God keep?
Read more about this story in Genesis 12.



Genesis




ACTIVITY PAGES

week 4
ABRAHAM

Start

Goal!



Genesis


KID SUMMARY

week 5
LEAH & RACHEL



1

There were 2 sisters named Rachel and Leah.




2

Jacob wanted to marry the younger and more beautiful sister, Rachel.



3



Laban, Leah and Rachel's father tricked Jacob into marrying Leah before he could marry Rachel.

4



Jacob married Rachel too. He loved Rachel more than Leah.

5


Leah felt unloved and ugly. God chose her for an important job.



6

Leah felt loved and wanted by God and knew he would never leave her.





Genesis



FOR PARENTS

week 5
LEAH & RACHEL

MOVE

USE THESE MOTIONS TO TALK ABOUT WHAT GOD CREATED

1




Hold up 2 fingers.
*There were 2 sisters
named Leah and Rachel.*

2




Make a sad face and stomp
your feet.
*Jacob loves Rachel more than
Leah. She feels ugly and
unwanted.*

3



Hold your hands to your heart.
*Jesus does not think Leah is ugly.
Jesus wants and loves Leah.*

4



Clap your hands!
*God chose Leah and loved her. He
rescued the entire world through
Leah's family.*

TALK

ASK & ANSWER THESE QUESTIONS WITH YOUR CHILD TO
CONTINUE THE CONVERSATION

- Who did Jacob want to marry?
- How many more years after marrying Leah did he have to wait to marry Rachel?
- Did Jacob love Rachel or Leah more?
- How do you think Leah felt that Jacob loved her sister the most?
- Have you ever not been chosen first? How did you feel when that happened?
- How did God feel about Leah?
- What did Leah name her first son?

PLAY


USE PLAY TO CONNECT WITH YOUR CHILD SPECIFICALLY
ABOUT THE STORY

Rachel & Leah's father tricked Jacob into marrying Leah by hiding her face under a veil when it was dark! Let's play a game where we will hide something and make it confusing to spot!

SUPPLIES: 3 cups & small object to hide

Hide the ball (or other object) under one of the cups and then move the cups around. Let your child guess which cup the ball is under.

Take turns being the person who hides the ball and moves the cups and the person who gets to guess!



Genesis





ACTIVITY PAGES

Week 5
LEAH & RACHEL

Leah

Genesis
29





Genesis



ACTIVITY PAGES

week 5
LEAH & RACHEL



1
I
love/don't love
you!

You are very
ugly/beautiful!



3

Everyone/no one
loves me!

Everyone/no one
wants me!



2
I
love/don't love
you!

I
want/don't want
Rachel!



4

God
loves/doesn't love
me!

I will
not trust/praise
the Lord!

© Jesus in the Story



What did you discover about
Jesus from this story?

Jesus

© A Verse from the Story to Learn at Home

You intended to harm me, but God intended it for good.
(Genesis 50:20)

Genesis


Exodus

Leviticus


Numbers

Deuteronomy






Genesis



KID SUMMARY

week 6
JOSEPH

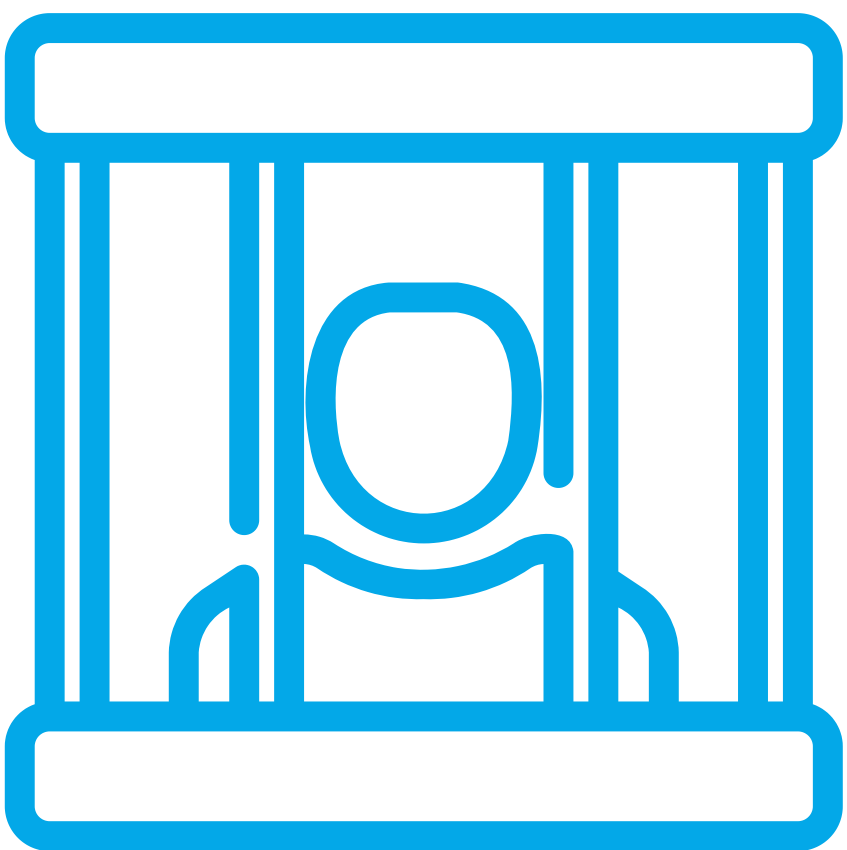
1 Joseph was his dad's favorite. He even had a special coat from his dad.



2 Joseph's brothers sold him to be a servant.




3 Joseph was thrown in jail.



4 God gave Joseph the ability to tell what people's dreams meant.



5 Pharaoh put Joseph in charge after Joseph told him what his dream meant.



6 Joseph's brothers had to come to him to get food and Joseph forgave them!





Genesis



TO DO TOGETHER

Week 6
JOSEPH

MOVE

USE THESE MOTIONS TO TALK ABOUT WHAT GOD CREATED



1 Pretend to put on a coat.
Joseph's father gave him a beautiful coat of many colors.



2 Make the saddest face possible.

Joseph's brothers threw him into a pit and then sold him to be a servant.



3 Pretend you are stuck behind bars. Rattle the bars.

Joseph was thrown in jail and God helped him tell people what their dreams meant.



4 Hold up 1 finger like you have an idea

Joseph helped Pharaoh figure out what his dream meant and was put in charge and made sure everyone had food.



5 Pretend to give someone a HUGE hug.

Joseph saw his brothers again when they came to get food. He forgave them!

TALK

ASK & ANSWER THESE QUESTIONS WITH YOUR CHILD TO CONTINUE THE CONVERSATION

- What was your favorite part of the story of Joseph?
- What special gift did Joseph's father give him?
- How do you think Joseph felt when his life kept getting harder and harder?
- Did Joseph keep following and obeying God?
- Have you ever had a bad day? Was God still with you?
- If you were Joseph and had that many bad days would you keep following God? Why or why not?

PLAY

USE PLAY TO CONNECT WITH YOUR CHILD SPECIFICALLY ABOUT THE STORY

Thumbs Up & Thumbs Down (you can go through this a second time and see how fast you can do it!)

There were good parts and bad parts in the story of Joseph. Give me a thumbs up for a good part and a thumbs down for a bad part:

Joseph got a colorful coat from his dad! (thumbs up)

Joseph's brothers got mad about that and threw him in a pit. (thumbs down)

Joseph's brothers sold him to be a servant. (thumbs down)

Joseph was made the head servant of the house! (thumbs up)

Joseph got accused of something he didn't do. (thumbs down)

Joseph was thrown into jail. (thumbs down)


God helped Joseph tell people what their dreams meant! (thumbs up)

Joseph got put in charge of the whole prison! (thumbs up)

Joseph helped Pharaoh figure out what his dream meant! (thumbs up)

Joseph helped feed the entire country and keep them safe from hunger! (thumbs up)

Joseph got to see his brothers again and he forgave them! (thumbs up)




Genesis



ACTIVITY PAGES

week 6
JOSEPH





Genesis



ACTIVITY PAGES

week 6
JOSEPH

