



Program Curriculum

UX/UI Design

2023 Spiced Program Curriculum UX/UI Design

SPICED

“

**If you work hard and you're
prepared to leave your comfort
zone, you'll be amazed at what
you're capable of.**

Stephan Leece
Now working @ Grover

SPICED

Hallo! 🖐️

Everyone has to start somewhere.

For us, it started in Berlin with a simple idea. To propel highly motivated people into the careers they want, through expert-led and meticulously curated tech courses.

We don't just teach the latest technologies, though.

Spiced is an attitude. It's a community and a melting pot. It's a place where you can meet and connect with people that could change the trajectory of your life. Those who help you develop professionally and personally. From your cohort and beyond.

Remember, no-one's born a genius – it's going to take hard work and dedication to get where you're going.

We're here with you, every step of the way 🚀



SPICED

Contents



Introduction



Detailed Curriculum

- Before the course
- On-Site Course



Payment options



Life at Spiced



Contact





Be your own prototype.

Ready to turn your creativity into a career? You'll have the freedom and guidance you need to succeed in creating breathtaking products.

From day one, you'll roll up your sleeves and work on real-world projects, develop your skills in areas such as user research, design thinking, prototyping and user testing. You'll learn about accessibility, agile methods, and web development basics.

On top of that, our program combines hands-on experience, feedback sessions and training in important topics such as Scrum & Kanban.

It's not just dark mode or light mode, either. This is *you* mode. We focus on career development, including interview techniques, resume help, career guidance, LinkedIn tips, and job search guidance.

Ready for your next chapter? Let's get started.





Before the Course

(10-20 Hours)

The purpose of the Prep Course is to get you prepared for your 12 weeks of the on-site course. If you focus on this part, you'll find the transition into the new concepts during the boot camp phase of the course much easier.

What You'll Learn

(12 Weeks)



Phase 1 - UX/UI basics & methodology 🌱

In this phase, you will learn the basics of UX and UI and how to visualize ideas using design principles. You will also learn the Design Thinking method, how to set up design workshops, document data, and improve presentation skills.

Important Topics

- Figma Basics
- FigJam
- Notion
- UX/UI Basics
- Requirements Management
- Documentation
- Design Thinking



Phase 2 – UX deep-dive 🚀

This phase is about deepening knowledge in user experience (UX) design by conducting user research, creating user personas, journeys, flows, and wireframes, and using UX writing and storytelling to create inspiring content and personal connections with users.



Phase 3 – Advanced UI & Accessibility 🎨

In phase 3, you'll delve into advanced Figma functions and tools, making designs and concepts responsive, inclusive, and accessible for all users. You'll also establish basic style guides based on brand-guided inspiration.

Important Topics

- User Research
- UX Storytelling
- UX Writing
- User Persona
- User Flows
- User Journey
- UCD & HCD

Important Topics

- Figma Advanced
- Accessibly / A11Y
- Responsive Design
- Branding for Product Design



Phase 4 – Design Systems & Prototyping 📱

Having acquired a good, in-depth knowledge of design, you will now learn what a design system is, why they're important, and how to create one. In a collaborative project, you'll create a component-based system and use prototyping to bring designs to life with interactivity, animation, and delightful experiences.



Phase 5 – User Testing & Design Ethics 🌍

User testing is a crucial step to ensure that designs meet user needs and can be improved upon. You'll conduct your first usability test, gather data, and gain valuable insights. Additionally, you'll learn about the impact of dark and light patterns in design and the responsibility that designers hold towards people and the environment.

Important Topics

- Design Systems
- Prototyping
- Micro-interactions
- Animation

Important Topics

- User Testing
- Design Ethics & Sustainability
- Planet-Centred-Design
- Dark & Light Patterns



Phase 6 – Web Dev basics, agile methods 🛠️

You'll learn HTML and CSS to understand the implementation of your concepts and designs in a practical web development session. You'll gain empathy for the developer's work, learn best practices for delivering designs, and collaborate effectively. By the end of this phase, you'll be familiar with agile methods like Scrum and Kanban, the workflow of UX/UI designers, and how sprints work in a tech environment.



Phase 7 – Career Training & Self Management 🧑💻

This phase focuses on helping you take the next step in your UX/UI design career. You'll learn how to create a compelling CV and case study, and receive guidance on building your portfolio. You'll also gain an understanding of how work differs in various project, product, and consulting environments. Additionally, you'll learn effective time management techniques to help you succeed.

Important Topics

- Web Development Basics
- Collaboration with developers
- Scrum & Kanban

Important Topics

- Case Studies
- Portfolio
- Time & Stress Management
- Fields of Work



Phase 8 – Final Project & Presentations 🏆

In the culminating stage of the course, you'll have the opportunity to put your newfound knowledge into practice by working on a capstone project in a sprint environment with guidance from your dedicated coaches.

This final project will serve as a testament to your skills and be a key feature of your UX/UI portfolio.

At the end of the program, students will participate in Spiced demo day, an exciting event where they will present their capstone projects in front of students, graduates, friends and family.

Remote Wednesdays

Wednesdays will be facilitated remotely so that students can gain experience in a remote-work environment (as many tech companies work solely remotely or in a hybrid format these days) – a situation that would only expand.

Important Topics

- Final Project
- Mentoring
- Sprints & Presentations
- Graduation Event








Project Fridays

From the 2nd month (5th week) Fridays will have some content but be mostly used for hands-on Project work to develop their experience and portfolios as well as 1-on-1s with students.

SPICED

A Typical Day At Spiced



-  **8:30 am** Campus opens
-  **10:00 am** Morning session followed by supervised hands-on
-  **12:45 pm** Lunch
-  **1:45 pm** Spicy Flex-Time (Guest Lecture & Q&A)
-  **2:30 pm** Afternoon session followed by supervised hands-on
-  **5:00 pm** Day wrap-up (feedback sessions and free-learning)
-  **6:00 pm** Campus closes. Time to head home and get some rest! 🌙

Payment options

Full-Paying

Ready to invest in your future? Pay the full tuition fee (€8,500) 14 days before the course starts.

Installments

Pay in 3 handy instalments (including a €300 surcharge):

€3,000 – 14 days prior to program

€2,900 – 4 weeks into the program

€2,900 – 8 weeks into the program

Deferred Payment

If you don't have the means to pay the total compensation upfront or in instalments but still want to participate, we offer a deferred payment option to highly motivated candidates. Those accepted will have a clear vision of what they want to do after SPICED. Applicants will be interviewed and answer a questionnaire.

Payment options (ctd.)

CHANCEN E.G.

CHANCEN eG is our external loan provider. Upon starting your new job, income-based repayments are made to CHANCEN eG over a 5 year period. Should your annual income be less than €21,000, repayments are not required. Your repayment is then shifted to a period when you earn above the minimum income threshold. You can apply for this payment method using [this link](#).

Bildungsgutschein

If you're registered as unemployed (or soon to be) in Germany, you could be eligible to have all your costs covered with a Bildungsgutschein (training voucher).

Heads up, the more motivated you are, the higher the chances are to get one!

For more information on this option, check our page dedicated to financing your bootcamp with a Bildungsgutschein [right here](#).

SPICED



“Most importantly, Spiced feels like a family. When you’re working 8-10 hours a day surrounded by the same people, it’s good to have a supportive work environment and atmosphere.”

Olof Reimegard

now working @ Zaplox



Careers Service

Where practical meets personal, our Careers Service helps turn the dream job into *your* job.

Through group workshops, we help you excel at real-world interviews, and build your communication skills, critical thinking, teamwork and empathy.

And it doesn't stop there - you'll also have access to one-to-one coaching until you're sat at the desk of your very first job. After all, learning new skills isn't just a technical undertaking, it's an emotional one, too.



Community

Community rules at Spiced - after all, there's more to life than studying! For those in Berlin, we hold regular get-togethers with pizza and drinks in our beautiful campus so you can share ideas, grab a coffee, and generally unwind among fellow hungry minds.

We pride ourselves on our international culture and provide a supportive environment to both students and staff. If you need help with your code or a chat, we try to make sure there's always someone on hand for a quick Zoom, or a sit down.

Oh, and Friday drinks can be the stuff of *legend*.



Our Campus

Welcome to Kreuzberg. Home to SO36 punks, döners and the loveable rogues of Spiced-World. Just at our doorstep you'll find a world of cuisine, upscale cocktail joints, downtrodden kneipes, and cafes ranging from artisanal to hole-in-the-wall.

We love hosting tech events and bringing our ever-growing network to campus and online for workshops and talks. Even after you've graduated, there's an open invite to our events - once a Spicedling, always a Spicedling.



SPICED

Thank you

For more information, please get in touch
info@spiced-academy.com

